



**Round 5**  
**Murray Bridge - SA**  
**23 June 2024**



**PIRELLI MX2**

**Moto 1**

Date: 23/06/24  
 Event: R02  
 Weather: Sunny - Temp: 7.2C  
 Track: Good

Started at: 10:30:03  
 Laps: 25 Min + 1 Lap  
 Starters: 29  
 Posted at: 11:08

**PROVISIONAL CLASSIFICATION**

Pos	No	Name	Machine	Laps	Race Time	Behind Leader	Behind Prev	Fastest Lap	On Lap
1	88	Brodie CONNOLLY (VIC) / Team HRC Honda Racing Australia / Polyflor	Honda CRF 250	15	28:54.098			1:50.766	5
2	5	Alex LARWOOD (SA) / Team HRC Honda Racing Australia / Boost Mobile	Honda CRF 250	15	29:13.213	19.115	19.115	1:52.737	5
3	22	Rhys BUDD (QLD) / Raceline Husqvarna Tdub Racing	Husqvarna FC 250	15	29:36.999	42.901	23.786	1:54.107	2
4	60	Brock FLYNN (WA) / Rising M-sports / Husqvarna / APO / Forth / Fist / Dritimes / Dixon / ATR	Husqvarna FC 250	15	29:43.993	49.895	6.994	1:54.645	3
5	66	Kayden MINEAR (WA) / KTM Race Team / Motorex / Choice Susp. / Fox Australia / Oakley / BerrySweet	KTM SXF 250	15	30:00.957	1:06.859	16.964	1:54.588	7
6	110	Rian KING (NZ) / Moto 1 M-cycles / Honda Oil / Alpinestars / 100% / Albek / Pirelli / Martix	Honda CRF 250	15	30:07.409	1:13.311	6.452	1:56.191	5
7	28	Cambell WILLIAMS (NSW) / Moto Go Yamaha Racing Team / 00 Elite Rider Training / Thor MX / Pirelli	Yamaha YZF 250	15	30:11.683	1:17.585	4.274	1:57.098	6
8	29	Noah FERGUSON (QLD) / Team HRC Honda Racing Australia / Boost Mobile	Honda CRF 250	15	30:14.129	1:20.031	2.446	1:53.183	3
9	196	Wilson GREINER-DAISH (VIC) / Elliot Bros MPE / Fly / Maxima Oils / Beatons Pro Formula	GasGas MC 250	15	30:21.493	1:27.395	7.364	1:55.266	2
10	21	Ryder KINGSFORD (NSW) / Yamalube Yamaha Racing	Yamaha YZF 250	15	30:33.432	1:39.334	11.939	1:55.227	3
11	7	Jayce COSFORD (QLD) / Yamalube Yamaha Racing	Yamaha YZF 250	15	30:38.721	1:44.623	5.289	1:56.379	7
12	41	Curtis KING (NZ) / Alpinestars / Moto 1 M-c / 100% / Perilli / Akrapovic / Albek / Honda Oil	Honda CRF 250	15	30:41.329	1:47.231	2.608	1:57.344	5
13	275	Travis OLANDER (NSW) / Rising M-sports / Husqvarna / APO / Dritimes / Fist / Forth / Dixon / KMX	Husqvarna FC 250	15	30:44.461	1:50.363	3.132	1:59.588	7
14	23	George KNIGHT (NSW) / Elliott Brothers Racing / GASGAS	GasGas MC 250	15	30:45.566	1:51.468	1.105	1:58.889	9
15	75	Jack KUKAS (QLD) / Shephard Transport Equip. / Brisbane M-c / Wearelusty / 00Elite Rider Training	Husqvarna FC 250	15	30:48.843	1:54.745	3.277	1:57.402	5
16	118	Mitchell NORRIS (SA) / Go24 Penrite Team Green Kawasaki / Penrite Oil / SKDA / Bridgestone / Go The Rat	Kawasaki KX 250	15	30:51.896	1:57.798	3.053	1:57.939	6
17	43	Mackenzie O'BREE (VIC) / Elliott Bros GasGas / Mallee Physio / Fox Racing / Choice Suspension	GasGas MC 250	15	30:52.188	1:58.090	.292	1:59.422	3
18	38	Ty KEAN (VIC) / Race Ready Susp. / Elliott Bros / Underclass / Prime Design / Golden Yolks Eggs	GasGas MC 250	14	29:14.262	1 Lap		1:59.609	8
19	79	Jacob SWEET (VIC) / BLS Suspension / Alpine M-c / Colour Change Painting / Leatt / Pirelli / Motul	Yamaha YZF 250	14	29:38.147	1 Lap	23.885	1:58.457	3
20	36	Zane MACKINTOSH (VIC) / Team Green Kawasaki / MotoNational / Gas Imports	Kawasaki KX 250	14	30:43.453	1 Lap	1:05.306	2:05.163	3
21	151	Aiden BLOOM (TAS)	Yamaha YZF 250	13	28:56.236	2 Laps		2:05.489	3
22	769	John ECKEL (QLD) / 1300AUTOTRANS	KTM SXF 250	13	30:25.566	2 Laps	1:29.330	2:09.697	3
23	443	Thomas GADSDEN (VIC) / Wonthaggi M-c & Power Equip. / Elite Design Co / 443 Photography / Mental4Moto	Kawasaki KX 249	13	31:06.141	2 Laps	40.575	2:11.326	2

*Scott Laing*  
 Chief Timekeeper - Scott Laing

*Mark Hancock*  
 Race Director - Mark Hancock





**Round 5**  
**Murray Bridge - SA**  
**23 June 2024**



**PIRELLI MX2**  
**Moto 1**

Date: 23/06/24  
 Event: R02  
 Weather: Sunny - Temp: 7.2C  
 Track: Good


Started at: 10:30:03  
 Laps: 25 Min + 1 Lap  
 Starters: 29  
 Posted at: 11:08

**PROVISIONAL CLASSIFICATION**

Pos	No	Name	Machine	Laps	Race Time	Behind Leader	Behind Prev	Fastest Lap	On Lap
24	591	Steel ADAMS (QLD) / Apex Tyres / Motohouse / Applied Co.	Yamaha YZF 250	11	30:02.671	4 Laps		2:16.386	4
25	74	Bradley BALING (NSW)	Honda CRF 250	11	30:16.979	4 Laps	14.308	2:26.039	2
DNF	11	Jack MATHER (QLD) / Raceline Husqvarna TDUB Racing Team / WP Suspension / Motorex / Maxxis	Husqvarna FC 250	10	20:11.705	4 Laps		1:56.829	6
DNF	51	Luke MILES (QLD) / Wearelusty / Troy Lee Designs / Odi / Funnel Web Filter / Albek / Silkolene	GasGas MC 250	9	22:26.022	5 Laps		2:09.254	4
DNF	19	Connar ADAMS (VIC) / Winner M-c / Peter Stevens M-c / KTM Aust. / Gas Imports / Michelin / Thor	KTM SXF 250	8	16:59.622	6 Laps		2:01.611	5
DNF	86	Reid TAYLOR (NSW) / Empire Kawasaki	Kawasaki KX 250	2	4:13.748	12 Laps		1:54.009	2

Fastest Lap was 1:50.766 by 88 Brodie CONNOLLY (VIC)

The results are provisional until the expiration of the time limit for protests and appeals.

  
 Chief Timekeeper - Scott Laing

  
 Race Director - Mark Hancock





**Round 5**  
**Murray Bridge - SA**  
**23 June 2024**



**PIRELLI MX2**

**Moto 1**

Date: 23/06/24  
Event: R02  
Weather: Sunny - Temp: 7.2C  
Track: Good

Started at: 10:30:03  
Laps: 25 Min + 1 Lap  
Starters: 29  
Posted at: 11:08

**PROVISIONAL LAP TIMES**

No	Name	Lap 1	Lap 2	Lap 3	Lap 4	Lap 5	Lap 6	Lap 7	Lap 8	Lap 9	Lap 10
5	Alex LARWOOD (SA)	2:18.514	1:53.748	1:53.237	1:54.842	<b>1:52.737</b>	1:53.613	1:54.613	1:55.108	1:54.339	1:55.101
10		1:54.558	1:56.944	1:57.865	1:57.609	2:00.385					
7	Jayce COSFORD (QLD)	2:24.603	1:58.819	2:13.574	1:56.721	1:58.168	2:13.744	<b>1:56.379</b>	1:59.816	2:00.296	1:58.125
10		1:59.134	1:58.771	1:59.415	2:01.427	1:59.729					
11	Jack MATHER (QLD)	2:26.711	2:00.045	1:58.386	2:00.715	1:58.302	<b>1:56.829</b>	1:59.373	1:56.919	1:57.322	1:57.103
19	Connar ADAMS (VIC)	2:37.651	2:02.082	2:03.097	2:02.360	<b>2:01.611</b>	2:04.079	2:03.528	2:05.214		
21	Ryder KINGSFORD (NSW)	3:19.217	1:56.087	<b>1:55.227</b>	1:56.044	1:56.107	1:57.086	1:55.244	1:57.067	1:56.713	1:55.923
10		1:56.379	1:57.994	1:58.862	1:57.675	1:57.807					
22	Rhys BUDD (QLD)	2:17.530	<b>1:54.107</b>	1:55.468	1:54.602	1:56.268	1:56.037	1:56.484	1:57.313	1:57.647	1:58.431
10		1:57.934	1:57.912	1:58.642	1:58.724	1:59.900					
23	George KNIGHT (NSW)	2:28.730	2:00.025	1:59.022	2:02.422	2:00.079	1:59.829	1:59.137	2:00.953	<b>1:58.889</b>	2:01.277
10		2:01.851	2:01.492	2:03.200	2:05.585	2:03.075					
28	Cambell WILLIAMS (NSW)	2:26.757	1:58.954	1:58.028	1:58.660	1:57.165	<b>1:57.098</b>	1:57.877	1:57.971	1:57.398	1:58.771
10		1:58.761	1:59.755	2:02.372	2:01.592	2:00.524					
29	Noah FERGUSON (QLD)	2:23.702	1:57.933	<b>1:53.183</b>	2:11.279	1:58.597	1:57.494	1:58.322	1:58.327	1:56.844	1:56.848
10		2:07.861	1:57.857	1:58.668	1:59.015	1:58.199					
36	Zane MACKINTOSH (VIC)	2:34.870	2:06.696	<b>2:05.163</b>	2:06.364	2:07.363	2:08.218	2:24.057	2:08.896	2:11.024	2:09.829
10		2:10.452	2:09.689	2:10.841	2:09.991						
38	Ty KEAN (VIC)	2:29.920	2:00.259	2:00.231	2:00.790	2:00.133	2:03.806	2:00.569	<b>1:59.609</b>	2:11.110	2:01.853
10		2:06.825	2:07.297	2:03.197	2:08.663						
41	Curtis KING (NZ)	2:22.887	2:00.408	1:59.231	1:58.727	<b>1:57.344</b>	2:01.126	2:02.245	2:02.844	2:00.683	2:02.406
10		2:02.497	2:02.964	2:02.407	2:02.538	2:03.022					
43	Mackenzie O'BREE (VIC)	2:29.492	2:00.604	<b>1:59.422</b>	1:59.719	1:59.463	1:59.610	1:59.545	2:01.520	2:07.271	2:00.714
10		2:01.906	2:02.728	2:02.525	2:04.926	2:02.743					
51	Luke MILES (QLD)	2:50.196	2:14.574	2:09.698	<b>2:09.254</b>	2:49.936	2:27.011	2:56.360	2:22.126	2:26.867	
60	Brock FLYNN (WA)	2:14.816	1:55.863	<b>1:54.645</b>	1:54.859	1:57.015	1:58.328	1:56.912	1:56.305	1:57.887	1:59.292
10		1:57.779	1:59.182	1:59.211	2:00.241	2:01.658					
66	Kayden MINEAR (WA)	2:15.493	2:13.391	1:57.820	2:00.532	2:07.373	1:55.489	<b>1:54.588</b>	1:55.560	1:56.058	1:56.607
10		1:57.967	1:57.481	1:56.597	1:56.506	1:59.495					
74	Bradley BALING (NSW)	3:15.756	<b>2:26.039</b>	3:05.063	2:28.539	2:30.652	2:46.795	2:43.731	2:38.583	3:14.005	2:33.173
10		2:34.643									
75	Jack KUKAS (QLD)	2:27.274	1:59.824	1:58.428	1:59.303	<b>1:57.402</b>	1:57.785	1:59.820	2:13.143	2:01.892	2:00.284
10		2:01.299	2:01.421	2:02.294	2:05.119	2:03.555					
79	Jacob SWEET (VIC)	2:42.213	1:58.689	<b>1:58.457</b>	1:59.601	1:59.765	2:00.770	2:01.704	2:03.467	2:04.780	2:06.132
10		2:04.843	2:03.980	2:22.972	2:10.774						
86	Reid TAYLOR (NSW)	2:19.739	<b>1:54.009</b>								

*Scott Laing*  
Chief Timekeeper - Scott Laing

*Mark Hancock*  
Race Director - Mark Hancock





**Round 5**  
**Murray Bridge - SA**  
**23 June 2024**



**PIRELLI MX2**

**Moto 1**

Date: 23/06/24  
 Event: R02  
 Weather: Sunny - Temp: 7.2C  
 Track: Good

Started at: 10:30:03  
 Laps: 25 Min + 1 Lap  
 Starters: 29  
 Posted at: 11:08

**PROVISIONAL LAP TIMES**

No	Name	Lap 1	Lap 2	Lap 3	Lap 4	Lap 5	Lap 6	Lap 7	Lap 8	Lap 9	Lap 10
88	Brodie CONNOLLY (VIC)	2:16.424	1:52.566	1:51.123	1:51.664	<b>1:50.766</b>	1:52.036	1:53.191	1:53.247	1:52.897	1:54.719
10		1:55.332	1:56.487	1:58.289	1:56.284	1:59.073					
110	Rian KING (NZ)	2:23.114	1:58.807	2:00.869	1:57.108	<b>1:56.191</b>	1:57.367	1:57.403	1:57.244	1:57.983	1:58.050
10		1:58.314	1:59.448	2:01.317	2:01.765	2:02.429					
118	Mitchell NORRIS (SA)	2:25.943	1:59.530	1:58.841	2:00.158	2:03.437	<b>1:57.939</b>	2:00.234	2:00.031	2:01.987	2:01.075
10		2:02.072	2:03.625	2:06.735	2:05.237	2:05.052					
151	Aiden BLOOM (TAS)	2:37.354	2:08.270	<b>2:05.489</b>	2:19.480	2:16.665	2:08.926	2:10.056	2:09.818	2:09.272	2:09.093
10		2:10.553	2:13.059	2:18.201							
196	Wilson GREINER-DAISH (VIC)	2:38.171	<b>1:55.266</b>	1:56.111	1:57.130	1:58.921	1:58.469	1:59.215	1:59.017	1:59.494	1:58.837
10		1:58.977	2:00.296	1:59.852	2:00.281	2:01.456					
275	Travis OLANDER (NSW)	2:27.837	1:59.706	2:01.330	2:01.598	2:00.237	2:01.210	<b>1:59.588</b>	2:01.973	2:00.356	1:59.651
10		2:01.376	2:01.897	2:01.326	2:02.600	2:03.776					
443	Thomas GADSDEN (VIC)	2:46.531	<b>2:11.326</b>	2:15.848	2:13.967	2:22.579	2:21.991	2:26.703	2:23.260	2:23.082	2:22.075
10		2:24.756	2:29.906	2:24.117							
591	Steel ADAMS (QLD)	4:17.586	2:23.393	2:19.306	<b>2:16.386</b>	2:18.037	2:19.971	2:19.165	2:25.017	2:21.093	2:20.502
10		4:42.215									
769	John ECKEL (QLD)	2:46.099	2:13.100	<b>2:09.697</b>	2:13.694	2:13.518	2:17.655	2:18.372	2:22.324	2:25.027	2:21.094
10		2:21.199	2:18.567	2:25.220							

The results are provisional until the expiration of the time limit for protests and appeals.

*Scott Laing*  
 Chief Timekeeper - Scott Laing

*Mark Hancock*  
 Race Director - Mark Hancock





**Round 5**  
**Murray Bridge - SA**  
**23 June 2024**



**PIRELLI MX2**

**Moto 1**

Date: 23/06/24  
 Event: R02  
 Weather: Sunny - Temp: 7.2C  
 Track: Good

Started at: 10:30:03  
 Laps: 25 Min + 1 Lap  
 Starters: 29  
 Posted at: 11:08

**PROVISIONAL SECTOR TIMES**

Lap	Sector 1	Sector 2	Sector 3	Lap Time	Lap	Sector 1	Sector 2	Sector 3	Lap Time
<b>5 Alex LARWOOD (SA) (2nd)</b>					4	43.240	49.217	28.258	2:00.715
1	1:07.486	44.746	26.282	2:18.514	5	42.755	47.945	27.602	1:58.302
2	41.149	46.049	26.550	1:53.748	6	<b>41.738</b>	47.248	27.843	<b>1:56.829</b>
3	41.139	45.636	<b>26.462</b>	1:53.237	7	43.318	47.752	28.303	1:59.373
4	41.390	46.325	27.127	1:54.842	8	42.381	<b>47.029</b>	27.509	1:56.919
5	<b>40.761</b>	<b>45.448</b>	26.528	<b>1:52.737</b>	9	41.909	47.907	27.506	1:57.322
6	41.316	45.740	26.557	1:53.613	10	42.207	47.407	<b>27.489</b>	1:57.103
7	41.445	46.165	27.003	1:54.613	<b>19 Connar ADAMS (VIC) (DNF)</b>				
8	42.246	46.051	26.811	1:55.108	1	1:20.029	49.243	28.379	2:37.651
9	40.836	46.353	27.150	1:54.339	2	<b>43.711</b>	50.095	28.276	2:02.082
10	41.328	46.704	27.069	1:55.101	3	44.997	49.739	28.361	2:03.097
11	41.023	46.703	26.832	1:54.558	4	44.992	49.057	28.311	2:02.360
12	42.056	47.429	27.459	1:56.944	5	44.365	<b>49.038</b>	<b>28.208</b>	<b>2:01.611</b>
13	42.952	47.297	27.616	1:57.865	6	44.717	50.856	28.506	2:04.079
14	42.388	47.681	27.540	1:57.609	7	44.597	50.053	28.878	2:03.528
15	42.807	49.942	27.636	2:00.385	8	45.241	51.051	28.922	2:05.214
<b>7 Jayce COSFORD (QLD) (11th)</b>					<b>21 Ryder KINGSFORD (NSW) (10th)</b>				
1	1:07.339	49.865	27.399	2:24.603	1	1:05.726	1:44.415	29.076	3:19.217
2	42.409	49.413	26.997	1:58.819	2	42.091	46.326	27.670	1:56.087
3	57.287	49.040	27.247	2:13.574	3	41.566	46.515	27.146	<b>1:55.227</b>
4	42.970	47.180	<b>26.571</b>	1:56.721	4	42.382	46.533	27.129	1:56.044
5	43.238	<b>47.059</b>	27.871	1:58.168	5	<b>41.411</b>	47.449	27.247	1:56.107
6	43.160	1:02.861	27.723	2:13.744	6	42.199	47.225	27.662	1:57.086
7	<b>41.963</b>	47.532	26.884	<b>1:56.379</b>	7	41.447	<b>46.195</b>	27.602	1:55.244
8	42.973	49.022	27.821	1:59.816	8	42.882	46.799	27.386	1:57.067
9	44.706	48.204	27.386	2:00.296	9	42.087	47.407	27.219	1:56.713
10	42.998	48.146	26.981	1:58.125	10	41.893	47.292	26.738	1:55.923
11	44.282	47.472	27.380	1:59.134	11	43.075	46.704	<b>26.600</b>	1:56.379
12	43.180	48.205	27.386	1:58.771	12	42.676	47.959	27.359	1:57.994
13	43.235	47.937	28.243	1:59.415	13	43.489	47.995	27.378	1:58.862
14	44.549	48.826	28.052	2:01.427	14	43.010	47.948	26.717	1:57.675
15	43.335	48.619	27.775	1:59.729	15	42.322	47.932	27.553	1:57.807
<b>11 Jack MATHER (QLD) (DNF)</b>					<b>22 Rhys BUDD (QLD) (3rd)</b>				
1	1:09.526	48.742	28.443	2:26.711	1	1:04.151	46.249	27.130	2:17.530
2	43.530	48.083	28.432	2:00.045	2	41.384	<b>45.348</b>	27.375	<b>1:54.107</b>
3	42.236	48.563	27.587	1:58.386					

*Scott Laing*  
 Chief Timekeeper - Scott Laing

*Mark Hancock*  
 Race Director - Mark Hancock





**Round 5**  
**Murray Bridge - SA**  
**23 June 2024**



**PIRELLI MX2**

**Moto 1**

Date: 23/06/24  
 Event: R02  
 Weather: Sunny - Temp: 7.2C  
 Track: Good

Started at: 10:30:03  
 Laps: 25 Min + 1 Lap  
 Starters: 29  
 Posted at: 11:08

**PROVISIONAL SECTOR TIMES**

Lap	Sector 1	Sector 2	Sector 3	Lap Time	Lap	Sector 1	Sector 2	Sector 3	Lap Time
3	42.379	45.758	<u>27.331</u>	1:55.468	7	42.383	48.258	27.236	1:57.877
4	<u>41.059</u>	45.969	27.574	1:54.602	8	<u>41.915</u>	48.437	27.619	1:57.971
5	41.374	47.341	27.553	1:56.268	9	42.742	47.309	27.347	1:57.398
6	41.721	46.937	27.379	1:56.037	10	42.848	48.151	27.772	1:58.771
7	41.770	46.813	27.901	1:56.484	11	43.318	47.828	27.615	1:58.761
8	42.524	46.512	28.277	1:57.313	12	44.018	48.116	27.621	1:59.755
9	41.956	47.084	28.607	1:57.647	13	43.907	50.126	28.339	2:02.372
10	42.498	48.070	27.863	1:58.431	14	44.711	48.927	27.954	2:01.592
11	42.305	47.894	27.735	1:57.934	15	44.723	47.924	27.877	2:00.524
12	42.444	47.486	27.982	1:57.912					
13	42.389	48.354	27.899	1:58.642					
14	43.105	48.167	27.452	1:58.724					
15	43.032	48.941	27.927	1:59.900					
<b>23 George KNIGHT (NSW) (14th)</b>					<b>29 Noah FERGUSON (QLD) (8th)</b>				
1	1:12.316	48.089	28.325	2:28.730	1	1:09.349	47.098	27.255	2:23.702
2	<u>42.707</u>	48.465	28.853	2:00.025	2	42.972	47.909	27.052	1:57.933
3	43.144	48.035	27.843	1:59.022	3	41.754	<u>45.018</u>	<u>26.411</u>	<u>1:53.183</u>
4	45.161	48.347	28.914	2:02.422	4	<u>41.024</u>	1:02.126	28.129	2:11.279
5	43.275	<u>47.486</u>	29.318	2:00.079	5	43.344	48.162	27.091	1:58.597
6	42.845	49.142	27.842	1:59.829	6	43.623	46.550	27.321	1:57.494
7	43.204	48.220	27.713	1:59.137	7	42.716	48.594	27.012	1:58.322
8	43.296	48.578	29.079	2:00.953	8	42.959	47.501	27.867	1:58.327
9	43.091	48.278	<u>27.520</u>	<u>1:58.889</u>	9	42.639	46.888	27.317	1:56.844
10	43.547	49.349	28.381	2:01.277	10	42.112	47.105	27.631	1:56.848
11	44.383	48.747	28.721	2:01.851	11	53.509	47.166	27.186	2:07.861
12	44.051	49.599	27.842	2:01.492	12	42.968	47.200	27.689	1:57.857
13	45.110	49.194	28.896	2:03.200	13	42.527	48.474	27.667	1:58.668
14	44.593	51.988	29.004	2:05.585	14	43.701	47.684	27.630	1:59.015
15	44.528	50.134	28.413	2:03.075	15	43.150	48.040	27.009	1:58.199
<b>28 Cambell WILLIAMS (NSW) (7th)</b>					<b>36 Zane MACKINTOSH (VIC) (20th)</b>				
1	1:11.114	47.971	27.672	2:26.757	1	1:15.747	49.978	29.145	2:34.870
2	42.988	48.073	27.893	1:58.954	2	<u>44.421</u>	51.715	30.560	2:06.696
3	43.284	<u>47.015</u>	27.729	1:58.028	3	46.084	49.929	29.150	<u>2:05.163</u>
4	43.629	47.790	27.241	1:58.660	4	47.353	<u>49.905</u>	<u>29.106</u>	2:06.364
5	42.778	47.606	<u>26.781</u>	1:57.165	5	46.597	51.148	29.618	2:07.363
6	42.616	47.105	27.377	<u>1:57.098</u>	6	48.003	50.612	29.603	2:08.218
					7	1:03.568	51.344	29.145	2:24.057
					8	48.102	50.185	30.609	2:08.896
					9	46.998	53.434	30.592	2:11.024
					10	47.398	51.536	30.895	2:09.829

*Scott Laing*  
 Chief Timekeeper - Scott Laing

*Mark Hancock*  
 Race Director - Mark Hancock





**Round 5**  
**Murray Bridge - SA**  
**23 June 2024**



**PIRELLI MX2**

**Moto 1**

Date: 23/06/24  
 Event: R02  
 Weather: Sunny - Temp: 7.2C  
 Track: Good

Started at: 10:30:03  
 Laps: 25 Min + 1 Lap  
 Starters: 29  
 Posted at: 11:08

**PROVISIONAL SECTOR TIMES**

Lap	Sector 1	Sector 2	Sector 3	Lap Time	Lap	Sector 1	Sector 2	Sector 3	Lap Time
11	47.407	52.231	30.814	2:10.452	<b>43 Mackenzie O'BREE (VIC) (17th)</b>				
12	46.248	51.626	31.815	2:09.689	1	1:10.550	50.487	28.455	2:29.492
13	46.541	53.623	30.677	2:10.841	2	43.132	49.117	28.355	2:00.604
14	47.783	51.939	30.269	2:09.991	3	42.806	48.708	<b>27.908</b>	<b>1:59.422</b>
					4	<b>42.253</b>	48.677	28.789	1:59.719
<b>38 Ty KEAN (VIC) (18th)</b>					5	42.787	48.128	28.548	1:59.463
1	1:12.720	49.745	27.455	2:29.920	6	43.462	<b>47.898</b>	28.250	1:59.610
2	43.324	48.455	28.480	2:00.259	7	42.670	48.919	27.956	1:59.545
3	43.971	<b>47.811</b>	28.449	2:00.231	8	43.839	49.314	28.367	2:01.520
4	43.945	48.635	28.210	2:00.790	9	48.610	50.349	28.312	2:07.271
5	43.529	48.180	28.424	2:00.133	10	43.020	48.996	28.698	2:00.714
6	44.970	51.092	27.744	2:03.806	11	44.283	48.957	28.666	2:01.906
7	43.593	49.618	27.358	2:00.569	12	44.396	49.602	28.730	2:02.728
8	43.259	48.621	27.729	<b>1:59.609</b>	13	44.826	49.525	28.174	2:02.525
9	52.940	51.015	<b>27.155</b>	2:11.110	14	44.834	51.338	28.754	2:04.926
10	<b>43.202</b>	50.741	27.910	2:01.853	15	45.145	49.478	28.120	2:02.743
11	49.738	48.999	28.088	2:06.825					
12	50.701	48.768	27.828	2:07.297	<b>51 Luke MILES (QLD) (DNF)</b>				
13	44.512	50.931	27.754	2:03.197	1	1:14.967	1:05.867	29.362	2:50.196
14	44.774	52.326	31.563	2:08.663	2	50.592	53.855	30.127	2:14.574
					3	47.859	<b>52.345</b>	<b>29.494</b>	2:09.698
<b>41 Curtis KING (NZ) (12th)</b>					4	<b>45.847</b>	53.101	30.306	<b>2:09.254</b>
1	1:07.019	48.132	27.736	2:22.887	5	47.648	1:20.570	41.718	2:49.936
2	43.189	49.070	28.149	2:00.408	6	54.617	59.662	32.732	2:27.011
3	43.614	47.824	27.793	1:59.231	7	52.443	54.890	1:09.027	2:56.360
4	42.815	48.144	27.768	1:58.727	8	55.097	55.663	31.366	2:22.126
5	<b>42.503</b>	<b>47.634</b>	<b>27.207</b>	<b>1:57.344</b>	9	49.746	1:01.228	35.893	2:26.867
6	42.730	49.952	28.444	2:01.126					
7	43.510	50.819	27.916	2:02.245	<b>60 Brock FLYNN (WA) (4th)</b>				
8	44.496	49.398	28.950	2:02.844	1	1:03.312	45.182	26.322	2:14.816
9	43.239	48.800	28.644	2:00.683	2	41.361	47.216	27.286	1:55.863
10	43.827	49.888	28.691	2:02.406	3	41.537	46.310	<b>26.798</b>	<b>1:54.645</b>
11	44.655	49.287	28.555	2:02.497	4	41.387	<b>46.251</b>	27.221	1:54.859
12	44.383	49.967	28.614	2:02.964	5	<b>41.225</b>	48.172	27.618	1:57.015
13	44.253	49.763	28.391	2:02.407	6	41.800	47.700	28.828	1:58.328
14	44.197	50.001	28.340	2:02.538	7	41.887	47.583	27.442	1:56.912
15	45.580	49.383	28.059	2:03.022	8	42.396	46.688	27.221	1:56.305
					9	43.058	47.239	27.590	1:57.887

*Scott Laing*  
 Chief Timekeeper - Scott Laing

*Mark Hancock*  
 Race Director - Mark Hancock





**Round 5**  
**Murray Bridge - SA**  
**23 June 2024**



**PIRELLI MX2**

**Moto 1**

Date: 23/06/24  
 Event: R02  
 Weather: Sunny - Temp: 7.2C  
 Track: Good

Started at: 10:30:03  
 Laps: 25 Min + 1 Lap  
 Starters: 29  
 Posted at: 11:08

**PROVISIONAL SECTOR TIMES**

Lap	Sector 1	Sector 2	Sector 3	Lap Time	Lap	Sector 1	Sector 2	Sector 3	Lap Time
10	42.927	48.705	27.660	1:59.292	1	1:11.699	48.411	27.164	2:27.274
11	42.214	47.833	27.732	1:57.779	2	43.471	48.229	28.124	1:59.824
12	42.610	49.024	27.548	1:59.182	3	43.048	47.910	27.470	1:58.428
13	42.850	48.299	28.062	1:59.211	4	43.649	48.040	27.614	1:59.303
14	42.757	48.966	28.518	2:00.241	5	43.045	<b>47.081</b>	<b>27.276</b>	<b>1:57.402</b>
15	43.757	49.518	28.383	2:01.658	6	<b>42.115</b>	47.635	28.035	1:57.785
					7	43.804	48.088	27.928	1:59.820
					8	55.208	49.188	28.747	2:13.143
<b>66 Kayden MINEAR (WA) (5th)</b>					9	44.571	48.210	29.111	2:01.892
1	1:04.480	44.448	26.565	2:15.493	10	43.457	48.373	28.454	2:00.284
2	40.809	1:04.409	28.173	2:13.391	11	44.280	48.408	28.611	2:01.299
3	41.983	47.805	28.032	1:57.820	12	45.094	48.091	28.236	2:01.421
4	43.197	48.817	28.518	2:00.532	13	44.395	49.229	28.670	2:02.294
5	43.732	48.882	34.759	2:07.373	14	45.469	51.242	28.408	2:05.119
6	40.811	47.551	27.127	1:55.489	15	44.659	50.090	28.806	2:03.555
7	<b>40.752</b>	46.790	27.046	<b>1:54.588</b>					
8	41.913	46.576	27.071	1:55.560	<b>79 Jacob SWEET (VIC) (19th)</b>				
9	42.396	<b>46.416</b>	27.246	1:56.058	1	1:27.140	47.671	27.402	2:42.213
10	41.880	47.378	27.349	1:56.607	2	<b>42.343</b>	48.676	27.670	1:58.689
11	44.133	47.448	<b>26.386</b>	1:57.967	3	43.043	<b>47.464</b>	27.950	<b>1:58.457</b>
12	43.223	46.896	27.362	1:57.481	4	43.143	48.861	<b>27.597</b>	1:59.601
13	42.925	46.629	27.043	1:56.597	5	42.488	48.350	28.927	1:59.765
14	41.868	47.246	27.392	1:56.506	6	43.252	49.054	28.464	2:00.770
15	42.993	48.290	28.212	1:59.495	7	43.886	48.650	29.168	2:01.704
					8	45.813	48.908	28.746	2:03.467
<b>74 Bradley BALING (NSW) (25th)</b>					9	44.992	50.497	29.291	2:04.780
1	1:28.310	1:14.662	32.784	3:15.756	10	45.418	51.570	29.144	2:06.132
2	55.634	<b>58.367</b>	<b>32.038</b>	<b>2:26.039</b>	11	45.496	50.109	29.238	2:04.843
3	51.670	1:40.757	32.636	3:05.063	12	44.537	50.560	28.883	2:03.980
4	51.778	1:03.706	33.055	2:28.539	13	44.290	1:08.045	30.637	2:22.972
5	<b>48.946</b>	1:06.359	35.347	2:30.652	14	47.107	53.621	30.046	2:10.774
6	1:02.589	1:00.278	43.928	2:46.795					
7	1:06.673	1:03.344	33.714	2:43.731	<b>86 Reid TAYLOR (NSW) (DNF)</b>				
8	58.067	1:40.516		2:38.583	1	1:04.894	47.127	27.718	2:19.739
9	1:15.297	1:17.428	41.280	3:14.005	2	<b>40.626</b>	<b>46.776</b>	<b>26.607</b>	<b>1:54.009</b>
10	56.743	1:00.759	35.671	2:33.173					
11	53.499	1:05.675	35.469	2:34.643	<b>88 Brodie CONNOLLY (VIC) (1st)</b>				
					1	1:06.032	44.006	26.386	2:16.424
<b>75 Jack KUKAS (QLD) (15th)</b>									

*Scott Laing*  
 Chief Timekeeper - Scott Laing

*Mark Hancock*  
 Race Director - Mark Hancock







**Round 5**  
**Murray Bridge - SA**  
**23 June 2024**



**PIRELLI MX2**

**Moto 1**

Date: 23/06/24  
 Event: R02  
 Weather: Sunny - Temp: 7.2C  
 Track: Good

Started at: 10:30:03  
 Laps: 25 Min + 1 Lap  
 Starters: 29  
 Posted at: 11:08

**PROVISIONAL SECTOR TIMES**

Lap	Sector 1	Sector 2	Sector 3	Lap Time	Lap	Sector 1	Sector 2	Sector 3	Lap Time
2	40.538	45.187	26.841	1:52.566	6	42.484	<b>47.410</b>	28.045	<b>1:57.939</b>
3	<b>40.084</b>	44.629	26.410	1:51.123	7	43.729	47.879	28.626	2:00.234
4	40.458	44.380	26.826	1:51.664	8	42.458	48.870	28.703	2:00.031
5	40.254	<b>44.353</b>	<b>26.159</b>	<b>1:50.766</b>	9	43.564	49.913	28.510	2:01.987
6	40.288	44.700	27.048	1:52.036	10	43.193	49.280	28.602	2:01.075
7	40.357	45.944	26.890	1:53.191	11	44.490	49.466	28.116	2:02.072
8	40.890	45.240	27.117	1:53.247	12	43.962	49.878	29.785	2:03.625
9	40.843	45.336	26.718	1:52.897	13	46.054	52.246	28.435	2:06.735
10	41.276	46.226	27.217	1:54.719	14	44.999	51.313	28.925	2:05.237
11	41.905	45.725	27.702	1:55.332	15	46.395	49.905	28.752	2:05.052
12	42.105	47.100	27.282	1:56.487	<b>151 Aiden BLOOM (TAS) (21th)</b>				
13	42.660	48.265	27.364	1:58.289	1	1:16.438	51.963	28.953	2:37.354
14	42.338	46.866	27.080	1:56.284	2	46.492	52.893	28.885	2:08.270
15	42.979	48.170	27.924	1:59.073	3	45.880	<b>50.972</b>	<b>28.637</b>	<b>2:05.489</b>
<b>110 Rian KING (NZ) (6th)</b>					4	<b>45.769</b>	1:04.734	28.977	2:19.480
1	1:08.331	47.289	27.494	2:23.114	5	55.482	51.569	29.614	2:16.665
2	42.936	48.059	27.812	1:58.807	6	46.479	53.228	29.219	2:08.926
3	43.645	49.698	27.526	2:00.869	7	47.283	52.650	30.123	2:10.056
4	42.827	47.089	27.192	1:57.108	8	47.578	52.355	29.885	2:09.818
5	42.208	47.111	<b>26.872</b>	<b>1:56.191</b>	9	46.893	52.114	30.265	2:09.272
6	43.292	<b>46.937</b>	27.138	1:57.367	10	46.046	53.408	29.639	2:09.093
7	<b>41.925</b>	47.776	27.702	1:57.403	11	46.089	54.379	30.085	2:10.553
8	42.141	47.706	27.397	1:57.244	12	47.066	53.328	32.665	2:13.059
9	42.592	48.028	27.363	1:57.983	13	49.925	57.740	30.536	2:18.201
10	42.557	47.494	27.999	1:58.050	<b>196 Wilson GREINER-DAISH (VIC) (9th)</b>				
11	42.843	47.773	27.698	1:58.314	1	1:23.499	47.621	27.051	2:38.171
12	43.004	48.560	27.884	1:59.448	2	42.219	46.570	<b>26.477</b>	<b>1:55.266</b>
13	43.589	49.129	28.599	2:01.317	3	42.722	46.379	27.010	1:56.111
14	44.754	48.722	28.289	2:01.765	4	42.937	<b>46.049</b>	28.144	1:57.130
15	45.719	48.874	27.836	2:02.429	5	42.766	48.547	27.608	1:58.921
<b>118 Mitchell NORRIS (SA) (16th)</b>					6	<b>42.128</b>	47.582	28.759	1:58.469
1	1:10.343	47.127	28.473	2:25.943	7	42.785	48.196	28.234	1:59.215
2	42.518	48.432	28.580	1:59.530	8	42.205	48.837	27.975	1:59.017
3	<b>42.318</b>	48.005	28.518	1:58.841	9	43.497	47.868	28.129	1:59.494
4	43.082	49.249	<b>27.827</b>	2:00.158	10	43.578	47.825	27.434	1:58.837
5	45.769	48.578	29.090	2:03.437	11	42.541	48.171	28.265	1:58.977

*Scott Laing*  
 Chief Timekeeper - Scott Laing

*Mark Hancock*  
 Race Director - Mark Hancock





**Round 5**  
**Murray Bridge - SA**  
**23 June 2024**



**PIRELLI MX2**

**Moto 1**

Date: 23/06/24  
 Event: R02  
 Weather: Sunny - Temp: 7.2C  
 Track: Good

Started at: 10:30:03  
 Laps: 25 Min + 1 Lap  
 Starters: 29  
 Posted at: 11:08

**PROVISIONAL SECTOR TIMES**

Lap	Sector 1	Sector 2	Sector 3	Lap Time	Lap	Sector 1	Sector 2	Sector 3	Lap Time
12	42.740	49.007	28.549	2:00.296	11	50.227	59.938	34.591	2:24.756
13	43.516	48.285	28.051	1:59.852	12	52.538	1:00.845	36.523	2:29.906
14	43.595	48.953	27.733	2:00.281	13	52.928	58.888	32.301	2:24.117
15	43.863	49.035	28.558	2:01.456					
<b>275 Travis OLANDER (NSW) (13th)</b>					<b>591 Steel ADAMS (QLD) (24th)</b>				
1	1:11.324	48.398	28.115	2:27.837	1	2:45.326	57.528	34.732	4:17.586
2	43.459	48.214	<b>28.033</b>	1:59.706	2	49.900	1:00.941	32.552	2:23.393
3	43.516	49.073	28.741	2:01.330	3	52.329	<b>55.102</b>	31.875	2:19.306
4	44.466	48.842	28.290	2:01.598	4	<b>49.134</b>	55.830	<b>31.422</b>	<b>2:16.386</b>
5	43.536	<b>48.188</b>	28.513	2:00.237	5	49.340	56.412	32.285	2:18.037
6	43.271	49.894	28.045	2:01.210	6	51.451	57.073	31.447	2:19.971
7	42.986	48.558	28.044	<b>1:59.588</b>	7	50.779	55.517	32.869	2:19.165
8	44.215	49.408	28.350	2:01.973	8	52.433	56.409	36.175	2:25.017
9	42.984	48.781	28.591	2:00.356	9	52.613	56.223	32.257	2:21.093
10	<b>42.490</b>	48.630	28.531	1:59.651	10	52.067	55.708	32.727	2:20.502
11	43.783	48.552	29.041	2:01.376	11	50.688	3:51.527		4:42.215
12	45.399	48.218	28.280	2:01.897	<b>769 John ECKEL (QLD) (22th)</b>				
13	43.130	48.836	29.360	2:01.326	1	1:22.520	53.959	29.620	2:46.099
14	44.629	49.542	28.429	2:02.600	2	49.031	54.514	<b>29.555</b>	2:13.100
15	44.380	50.747	28.649	2:03.776	3	<b>47.091</b>	<b>52.502</b>	30.104	<b>2:09.697</b>
<b>443 Thomas GADSDEN (VIC) (23th)</b>					4	49.247	53.895	30.552	2:13.694
1	1:19.652	55.414	31.465	2:46.531	5	47.927	54.280	31.311	2:13.518
2	<b>47.963</b>	<b>53.143</b>	30.220	<b>2:11.326</b>	6	49.277	55.580	32.798	2:17.655
3	49.822	53.804	32.222	2:15.848	7	51.729	54.216	32.427	2:18.372
4	48.766	54.986	<b>30.215</b>	2:13.967	8	53.024	56.618	32.682	2:22.324
5	51.675	57.247	33.657	2:22.579	9	51.145	58.292	35.590	2:25.027
6	52.623	57.037	32.331	2:21.991	10	53.053	55.812	32.229	2:21.094
7	52.310	59.643	34.750	2:26.703	11	51.420	57.114	32.665	2:21.199
8	52.858	57.801	32.601	2:23.260	12	49.920	56.971	31.676	2:18.567
9	51.533	57.764	33.785	2:23.082	13	53.610	58.346	33.264	2:25.220
10	51.351	58.685	32.039	2:22.075					

The results are provisional until the expiration of the time limit for protests and appeals.

*Scott Laing*  
 Chief Timekeeper - Scott Laing

*Mark Hancock*  
 Race Director - Mark Hancock





**Round 5**  
**Murray Bridge - SA**  
**23 June 2024**



**PIRELLI MX2**  
**Moto 1**


Date: 23/06/24  
 Event: R02  
 Weather: Sunny - Temp: 7.2C  
 Track: Good

Started at: 10:30:03  
 Laps: 25 Min + 1 Lap  
 Starters: 29  
 Posted at: 11:08

**PROVISIONAL FASTEST LAPS SEQUENCE**

Lap	Race Pos	No	Name	Machine	Fastest Lap	On Lap
1	1	60	Brock FLYNN (WA)	Husqvarna FC 250	2:14.816	1
2	1	88	Brodie CONNOLLY (VIC)	Honda CRF 250	1:52.566	2
3	1	88	Brodie CONNOLLY (VIC)	Honda CRF 250	1:51.123	3
5	1	88	Brodie CONNOLLY (VIC)	Honda CRF 250	1:50.766	5

The results are provisional until the expiration of the time limit for protests and appeals.

  
 Chief Timekeeper - Scott Laing

  
 Race Director - Mark Hancock



[www.computime.com.au](http://www.computime.com.au)  
**COMPUTIME RACE TIMING SYSTEMS PTY LTD**





**Round 5**  
**Murray Bridge - SA**  
**23 June 2024**



**PIRELLI MX2**

**Moto 1**

Date: 23/06/24  
 Event: R02  
 Weather: Sunny - Temp: 7.2C  
 Track: Good

Started at: 10:30:03  
 Laps: 25 Min + 1 Lap  
 Starters: 29  
 Posted at: 11:08

**PROVISIONAL LAP SHEET**

No	Lap Time	Gap	No	Lap Time	Gap	No	Lap Time	Gap	No	Lap Time	Gap	No	Lap Time	Gap
<b>Lap 1</b>			75	1:59.824	18.108	<b>Lap 4</b>			23	2:00.079	47.735	74	2:30.652	2 laps
60	2:14.816		275	1:59.706	18.553	88	1:51.664		275	2:00.237	48.165	22	1:56.484	22.726
66	2:15.493	.677	23	2:00.025	19.765	60	1:54.859	8.406	38	2:00.133	48.790	60	1:56.912	24.668
88	2:16.424	1.608	66	2:13.391	19.894	5	1:54.842	8.564	7	1:58.168	49.342	769	2:17.655	1 lap
22	2:17.530	2.714	43	2:00.604	21.106	22	1:54.602	9.930	66	2:07.373	52.066	110	1:57.403	43.089
5	2:18.514	3.698	38	2:00.259	21.189	110	1:57.108	28.121	79	1:59.765	56.182	443	2:21.991	1 lap
86	2:19.739	4.923	196	1:55.266	24.447	41	1:58.727	29.476	19	2:01.611	1:04.258	28	1:57.877	46.769
41	2:22.887	8.071	19	2:02.082	30.743	28	1:58.660	30.622	36	2:07.363	1:17.913	75	1:59.820	52.066
110	2:23.114	8.298	79	1:58.689	31.912	118	2:00.158	32.695	21	1:56.107	1:20.139	11	1:59.373	52.591
29	2:23.702	8.886	36	2:06.696	32.576	75	1:59.303	33.052	74	2:28.539	1 lap	29	1:58.322	52.740
7	2:24.603	9.787	151	2:08.270	36.634	11	2:00.715	34.080	591	2:16.386	1 lap	41	2:02.245	54.198
118	2:25.943	11.127	443	2:11.326	48.867	29	2:11.279	34.320	151	2:16.665	1:44.715	196	1:59.215	55.513
11	2:26.711	11.895	769	2:13.100	50.209	29	2:11.279	34.320	<b>Lap 6</b>			66	1:54.588	56.916
28	2:26.757	11.941	51	2:14.574	55.780	196	1:57.130	34.901	88	1:52.036		118	2:00.234	58.312
75	2:27.274	12.458	21	1:56.087	1:06.314	66	2:00.532	35.459	769	2:13.518	1 lap	43	1:59.545	1:00.085
275	2:27.837	13.021	74	2:26.039	1:32.805	43	1:59.719	37.460	5	1:53.613	12.112	23	1:59.137	1:01.474
23	2:28.730	13.914	<b>Lap 3</b>			23	2:02.422	38.422	443	2:22.579	1 lap	275	1:59.588	1:03.736
43	2:29.492	14.676	88	1:51.123		275	2:01.598	38.694	22	1:56.037	19.433	38	2:00.569	1:07.938
38	2:29.920	15.104	60	1:54.645	5.211	38	2:00.790	39.423	60	1:58.328	20.947	51	2:27.011	1 lap
36	2:34.870	20.054	5	1:53.237	5.386	7	1:56.721	41.940	110	1:57.367	38.877	79	2:01.704	1:13.429
151	2:37.354	22.538	22	1:55.468	6.992	79	1:59.601	47.183	51	2:49.936	1 lap	7	1:56.379	1:14.238
19	2:37.651	22.835	29	1:53.183	14.705	19	2:02.360	53.413	28	1:57.098	42.083	19	2:03.528	1:26.638
196	2:38.171	23.355	41	1:59.231	22.413	74	3:05.063	1 lap	41	2:01.126	45.144	21	1:55.244	1:27.242
79	2:42.213	27.397	110	2:00.869	22.677	36	2:06.364	1:01.316	75	1:57.785	45.437	<b>Lap 8</b>		
769	2:46.099	31.283	28	1:58.028	23.626	591	2:19.306	1 lap	11	1:56.829	46.409	88	1:53.247	
443	2:46.531	31.715	118	1:58.841	24.201	21	1:56.044	1:14.798	29	1:57.494	47.609	36	2:24.057	1 lap
51	2:50.196	35.380	11	1:58.386	25.029	151	2:19.480	1:18.816	196	1:58.469	49.489	5	1:55.108	15.395
74	3:15.756	1:00.940	75	1:58.428	25.413	769	2:13.694	1:30.813	118	1:57.939	51.269	151	2:10.056	1 lap
21	3:19.217	1:04.401	66	1:57.820	26.591	51	2:09.254	1:31.945	43	1:59.610	53.731	22	1:57.313	26.792
<b>Lap 2</b>			23	1:59.022	27.664	443	2:13.967	1:35.895	66	1:55.489	55.519	60	1:56.305	27.726
88	1:52.566		275	2:01.330	28.760	<b>Lap 5</b>			23	1:59.829	55.528	591	2:19.971	2 laps
60	1:55.863	1.689	43	1:59.422	29.405	88	1:50.766		275	2:01.210	57.339	110	1:57.244	47.086
22	1:54.107	2.647	196	1:56.111	29.435	5	1:52.737	10.535	38	2:03.806	1:00.560	769	2:18.372	1 lap
5	1:53.748	3.272	38	2:00.231	30.297	60	1:57.015	14.655	79	2:00.770	1:04.916	28	1:57.971	51.493
86	1:54.009	4.758	7	2:13.574	36.883	22	1:56.268	15.432	7	2:13.744	1:11.050	11	1:56.919	56.263
591	4:17.586	1 lap	79	1:58.457	39.246	110	1:56.191	33.546	19	2:04.079	1:16.301	29	1:58.327	57.820
29	1:57.933	12.645	591	2:23.393	1 lap	41	1:57.344	36.054	21	1:57.086	1:25.189	66	1:55.560	59.229
110	1:58.807	12.931	19	2:03.097	42.717	28	1:57.165	37.021	36	2:08.218	1:34.095	196	1:59.017	1:01.283
41	2:00.408	14.305	36	2:05.163	46.616	75	1:57.402	39.688	<b>Lap 7</b>			41	2:02.844	1:03.795
7	1:58.819	14.432	151	2:05.489	51.000	11	1:58.302	41.616	88	1:53.191		118	2:00.031	1:05.096
118	1:59.530	16.483	769	2:09.697	1:08.783	29	1:58.597	42.151	591	2:18.037	2 laps	43	2:01.520	1:08.358
28	1:58.954	16.721	21	1:55.227	1:10.418	196	1:58.921	43.056	151	2:08.926	1 lap	23	2:00.953	1:09.180
11	2:00.045	17.766	443	2:15.848	1:13.592	118	2:03.437	45.366	5	1:54.613	13.534	74	2:46.795	2 laps
			51	2:09.698	1:14.355	43	1:59.463	46.157				75	2:13.143	1:11.962

*Scott Laing*  
 Chief Timekeeper - Scott Laing

*Mark Hancock*  
 Race Director - Mark Hancock





**Round 5**  
**Murray Bridge - SA**  
**23 June 2024**



**PIRELLI MX2**

**Moto 1**

Date: 23/06/24  
 Event: R02  
 Weather: Sunny - Temp: 7.2C  
 Track: Good

Started at: 10:30:03  
 Laps: 25 Min + 1 Lap  
 Starters: 29  
 Posted at: 11:08

**PROVISIONAL LAP SHEET**

No	Lap Time	Gap	No	Lap Time	Gap	No	Lap Time	Gap	No	Lap Time	Gap	No	Lap Time	Gap
275	2:01.973	1:12.462	151	2:09.272	1 lap				151	2:13.059	1 lap	196	2:01.456	1:27.395
38	1:59.609	1:14.300	28	1:58.771	1:00.046	<b>Lap 12</b>			275	2:01.326	1:39.344	769	2:25.220	2 laps
443	2:26.703	1 lap	11	1:57.103	1:03.072	88	1:56.487		75	2:02.294	1:41.428	21	1:57.807	1:39.334
7	1:59.816	1:20.807	29	1:56.848	1:03.896	5	1:56.944	16.902	118	2:06.735	1:42.866	7	1:59.729	1:44.623
79	2:03.467	1:23.649	66	1:56.607	1:04.278	769	2:21.094	2 laps	43	2:02.525	1:45.778	41	2:03.022	1:47.231
21	1:57.067	1:31.062	196	1:58.837	1:11.998	22	1:57.912	39.281	<b>Lap 14</b>			36	2:09.991	1 lap
19	2:05.214	1:38.605	41	2:02.406	1:19.268	60	1:59.182	42.431	88	1:56.284		275	2:03.776	1:50.363
<b>Lap 9</b>			118	2:01.075	1:20.542	443	2:22.075	2 laps	38	2:03.197	1 lap	23	2:03.075	1:51.468
88	1:52.897		23	2:01.277	1:21.730	110	1:59.448	1:01.446	5	1:57.609	17.803	75	2:03.555	1:54.745
5	1:54.339	16.837	275	1:59.651	1:24.853	28	1:59.755	1:06.743	79	2:22.972	1 lap	118	2:05.052	1:57.798
51	2:56.360	2 laps	75	2:00.284	1:26.522	66	1:57.481	1:07.907	22	1:58.724	42.074	43	2:02.743	1:58.090
36	2:08.896	1 lap	43	2:00.714	1:28.727	36	2:10.452	1 lap	60	2:00.241	47.310	443	2:24.117	2 laps
22	1:57.647	31.542	591	2:25.017	2 laps	29	1:57.857	1:17.795	74	2:33.173	4 laps			
60	1:57.887	32.716	7	1:58.125	1:31.612	196	2:00.296	1:19.452	769	2:18.567	2 laps			
151	2:09.818	1 lap	21	1:55.923	1:36.082	151	2:10.553	1 lap	66	1:56.506	1:06.437			
110	1:57.983	52.172	38	2:01.853	1:39.647	41	2:02.964	1:32.910	110	2:01.765	1:09.955			
28	1:57.398	55.994	79	2:06.132	1:46.945	23	2:01.492	1:33.254	28	2:01.592	1:16.134			
591	2:19.165	2 laps	769	2:25.027	1 lap	118	2:03.625	1:34.420	29	1:59.015	1:20.905			
11	1:57.322	1:00.688	<b>Lap 11</b>			275	2:01.897	1:36.307	196	2:00.281	1:25.012			
29	1:56.844	1:01.767	88	1:55.332		75	2:01.421	1:37.423	36	2:10.841	1 lap			
66	1:56.058	1:02.390	5	1:54.558	16.445	7	1:58.771	1:37.698	21	1:57.675	1:40.600			
196	1:59.494	1:07.880	443	2:23.082	2 laps	21	1:57.994	1:38.636	41	2:02.538	1:43.282			
41	2:00.683	1:11.581	22	1:57.934	37.856	43	2:02.728	1:41.542	7	2:01.427	1:43.967			
118	2:01.987	1:14.186	60	1:57.779	39.736	<b>Lap 13</b>			275	2:02.600	1:45.660			
23	1:58.889	1:15.172	74	2:38.583	3 laps	88	1:58.289		443	2:29.906	2 laps			
275	2:00.356	1:19.921	110	1:58.314	58.485	38	2:07.297	1 lap	23	2:05.585	1:47.466			
769	2:22.324	1 lap	36	2:09.829	1 lap	79	2:03.980	1 lap	75	2:05.119	1:50.263			
75	2:01.892	1:20.957	28	1:58.761	1:03.475	74	3:14.005	4 laps	118	2:05.237	1:51.819			
43	2:07.271	1:22.732	66	1:57.967	1:06.913	5	1:57.865	16.478	43	2:04.926	1:54.420			
7	2:00.296	1:28.206	151	2:09.093	1 lap	591	2:20.502	3 laps	<b>Lap 15</b>					
38	2:11.110	1:32.513	196	1:58.977	1:15.643	22	1:58.642	39.634	88	1:59.073				
21	1:56.713	1:34.878	29	2:07.861	1:16.425	769	2:21.199	2 laps	151	2:18.201	2 laps			
79	2:04.780	1:35.532	51	2:26.867	2 laps	60	1:59.211	43.353	5	2:00.385	19.115			
443	2:23.260	1 lap	41	2:02.497	1:26.433	110	2:01.317	1:04.474	38	2:08.663	1 lap			
<b>Lap 10</b>			118	2:02.072	1:27.282	66	1:56.597	1:06.215	22	1:59.900	42.901			
88	1:54.719		23	2:01.851	1:28.249	28	2:02.372	1:10.826	79	2:10.774	1 lap			
74	2:43.731	3 laps	275	2:01.376	1:30.897	443	2:24.756	2 laps	60	2:01.658	49.895			
5	1:55.101	17.219	75	2:01.299	1:32.489	29	1:58.668	1:18.174	66	1:59.495	1:06.859			
22	1:58.431	35.254	43	2:01.906	1:35.301	196	1:59.852	1:21.015	591	4:42.215	4 laps			
60	1:59.292	37.289	7	1:59.134	1:35.414	36	2:09.689	1 lap	110	2:02.429	1:13.311			
36	2:11.024	1 lap	21	1:56.379	1:37.129	41	2:02.407	1:37.028	28	2:00.524	1:17.585			
51	2:22.126	2 laps	38	2:06.825	1:51.140	23	2:03.200	1:38.165	29	1:58.199	1:20.031			
110	1:58.050	55.503	591	2:21.093	2 laps	7	1:59.415	1:38.824	74	2:34.643	4 laps			
			79	2:04.843	1:56.456	21	1:58.862	1:39.209						

The results are provisional until the expiration of the time limit for protests and appeals.

*Scott Laing*  
 Chief Timekeeper - Scott Laing

*Mark Hancock*  
 Race Director - Mark Hancock



[www.computime.com.au](http://www.computime.com.au)  
**COMPUTIME RACE TIMING SYSTEMS PTY LTD**





**Round 5**  
**Murray Bridge - SA**  
**23 June 2024**



**PIRELLI MX2**

**Moto 1**

Date: 23/06/24  
Event: R02  
Weather: Sunny - Temp: 7.2C  
Track: Good

Started at: 10:30:03  
Laps: 25 Min + 1 Lap  
Starters: 29  
Posted at: 11:08

**PROVISIONAL LAP CHART**

Name	Grid	1	2	3	4	5	6	7	8	9	10	11	12	13	14	15	Name
B. CONNOLLY	88	60	88	88	88	88	88	88	88	88	88	88	88	88	88	88	B. CONNOLLY
A. LARWOOD	5	66	60	60	60	5	5	5	5	5	5	5	5	5	5	5	A. LARWOOD
R. TAYLOR	86	88	22	5	5	60	22	22	22	22	22	22	22	22	22	22	R. BUDD
R. BUDD	22	22	5	22	22	22	60	60	60	60	60	60	60	60	60	60	B. FLYNN
R. KINGSFORD	21	5	86	29	110	110	110	110	110	110	110	110	110	110	66	66	K. MINEAR
B. FLYNN	60	86	29	41	41	41	28	28	28	28	28	28	28	28	66	110	R. KING
J. MATHER	11	41	110	110	28	28	41	75	11	11	11	66	66	28	28	28	C. WILLIAMS
C. WILLIAMS	28	110	41	28	118	75	75	11	29	29	29	196	29	29	29	29	N. FERGUSON
K. MINEAR	66	29	7	118	75	11	11	29	66	66	66	29	196	196	196	196	W. GREINER-DAISH
N. FERGUSON	29	7	118	11	11	29	29	41	196	196	196	41	41	41	21	21	R. KINGSFORD
J. COSFORD	7	118	28	75	29	196	196	196	41	41	41	118	23	23	41	7	J. COSFORD
W. GREINER-DAISH	196	11	11	66	196	118	118	66	118	118	118	23	118	7	7	41	C. KING
T. OLANDER	275	28	75	23	66	43	43	118	43	23	23	275	275	21	275	275	T. OLANDER
T. KEAN	38	75	275	275	43	23	66	43	23	275	275	75	75	275	23	23	G. KNIGHT
J. KUKAS	75	275	23	43	23	275	23	23	75	75	75	43	7	75	75	75	J. KUKAS
G. KNIGHT	23	23	66	196	275	38	275	275	275	43	43	7	21	118	118	118	M. NORRIS
M. NORRIS	118	43	43	38	38	7	38	38	38	7	7	21	43	43	43	43	M. O'BREE
M. O'BREE	43	38	38	7	7	66	79	79	7	38	21	38	38	38	38	38	T. KEAN
R. KING	110	36	196	79	79	79	7	7	79	21	38	79	79	79	79	79	J. SWEET
J. SWEET	79	151	19	19	19	19	19	19	21	79	79	36	36	36	36	36	Z. MACKINTOSH
C. KING	41	19	79	36	36	36	21	21	19	36	36	151	151	151	151	151	A. BLOOM
C. ADAMS	19	196	36	151	21	21	36	36	36	151	151	769	769	769	769	769	J. ECKEL
B. MALKIEWICZ	47	79	151	769	151	151	151	151	151	769	769	443	443	443	443	443	T. GADSDEN
Z. MACKINTOSH	36	769	443	21	769	769	769	769	769	443	443	591	591	591	591	591	S. ADAMS
A. BLOOM	151	443	769	443	51	443	443	443	443	51	591	74	74	74	74	74	B. BALING
T. GADSDEN	443	51	51	51	443	51	51	51	51	591	74	74	74	74	74	74	S. ADAMS
J. ECKEL	769	74	21	74	74	591	591	591	591	74	74	74	74	74	74	74	S. ADAMS
L. MILES	51	21	74	591	591	74	74	74	74	74	74	74	74	74	74	74	S. ADAMS
B. BALING	74	591	591	591	591	591	591	591	591	591	591	591	591	591	591	591	S. ADAMS
S. ADAMS	591	591	591	591	591	591	591	591	591	591	591	591	591	591	591	591	S. ADAMS

The results are provisional until the expiration of the time limit for protests and appeals.

*Scott Laing*  
Chief Timekeeper - Scott Laing

*Mark Hancock*  
Race Director - Mark Hancock





**Round 5**  
**Murray Bridge - SA**  
**23 June 2024**



**PIRELLI MX2**

**Moto 1**

Date: 23/06/24  
 Event: R02  
 Weather: Sunny - Temp: 7.2C  
 Track: Good

Started at: 10:30:03  
 Laps: 25 Min + 1 Lap  
 Starters: 29  
 Posted at: 11:08

**PROVISIONAL BEST SECTOR TIMES**

Sector 1			Sector 2			Sector 3			Lap	
Pos	Name	Time	Name	Time	Name	Time	Name	Ideal	Fastest	
1	B. CONNOLLY	40.084	B. CONNOLLY	44.353	B. CONNOLLY	26.159	B. CONNOLL	1:50.596	1:50.766	
2	R. TAYLOR	40.626	N. FERGUSON	45.018	K. MINEAR	26.386	N. FERGUSO	1:52.453	1:53.183	
3	K. MINEAR	40.752	R. BUDD	45.348	N. FERGUSON	26.411	A. LARWOOD	1:52.671	1:52.737	
4	A. LARWOOD	40.761	A. LARWOOD	45.448	A. LARWOOD	26.462	K. MINEAR	1:53.554	1:54.588	
5	N. FERGUSON	41.024	W. GREINER-DAISH	46.049	W. GREINER-DAISH	26.477	R. BUDD	1:53.738	1:54.107	
6	R. BUDD	41.059	R. KINGSFORD	46.195	J. COSFORD	26.571	R. TAYLOR	1:54.009	1:54.009	
7	B. FLYNN	41.225	B. FLYNN	46.251	R. KINGSFORD	26.600	R. KINGSFOR	1:54.206	1:55.227	
8	R. KINGSFORD	41.411	K. MINEAR	46.416	R. TAYLOR	26.607	B. FLYNN	1:54.274	1:54.645	
9	J. MATHER	41.738	R. TAYLOR	46.776	C. WILLIAMS	26.781	W. GREINER-	1:54.654	1:55.266	
10	C. WILLIAMS	41.915	R. KING	46.937	B. FLYNN	26.798	J. COSFORD	1:55.593	1:56.379	
11	R. KING	41.925	C. WILLIAMS	47.015	R. KING	26.872	C. WILLIAMS	1:55.711	1:57.098	
12	J. COSFORD	41.963	J. MATHER	47.029	T. KEAN	27.155	R. KING	1:55.734	1:56.191	
13	J. KUKAS	42.115	J. COSFORD	47.059	C. KING	27.207	J. MATHER	1:56.256	1:56.829	
14	W. GREINER-DAISH	42.128	J. KUKAS	47.081	J. KUKAS	27.276	J. KUKAS	1:56.472	1:57.402	
15	M. O'BREE	42.253	M. NORRIS	47.410	R. BUDD	27.331	C. KING	1:57.344	1:57.344	
16	M. NORRIS	42.318	J. SWEET	47.464	J. MATHER	27.489	J. SWEET	1:57.404	1:58.457	
17	J. SWEET	42.343	G. KNIGHT	47.486	G. KNIGHT	27.520	M. NORRIS	1:57.555	1:57.939	
18	T. OLANDER	42.490	C. KING	47.634	J. SWEET	27.597	G. KNIGHT	1:57.713	1:58.889	
19	C. KING	42.503	T. KEAN	47.811	M. NORRIS	27.827	M. O'BREE	1:58.059	1:59.422	
20	G. KNIGHT	42.707	M. O'BREE	47.898	M. O'BREE	27.908	T. KEAN	1:58.168	1:59.609	
21	T. KEAN	43.202	T. OLANDER	48.188	T. OLANDER	28.033	T. OLANDER	1:58.711	1:59.588	
22	C. ADAMS	43.711	C. ADAMS	49.038	C. ADAMS	28.208	C. ADAMS	2:00.957	2:01.611	
23	Z. MACKINTOSH	44.421	Z. MACKINTOSH	49.905	A. BLOOM	28.637	Z. MACKINTO	2:03.432	2:05.163	
24	A. BLOOM	45.769	A. BLOOM	50.972	Z. MACKINTOSH	29.106	A. BLOOM	2:05.378	2:05.489	
25	L. MILES	45.847	L. MILES	52.345	L. MILES	29.494	L. MILES	2:07.686	2:09.254	
26	J. ECKEL	47.091	J. ECKEL	52.502	J. ECKEL	29.555	J. ECKEL	2:09.148	2:09.697	
27	T. GADSDEN	47.963	T. GADSDEN	53.143	T. GADSDEN	30.215	T. GADSDEN	2:11.321	2:11.326	
28	B. BALING	48.946	S. ADAMS	55.102	S. ADAMS	31.422	S. ADAMS	2:15.658	2:16.386	
29	S. ADAMS	49.134	B. BALING	58.367	B. BALING	32.038	B. BALING	2:19.351	2:26.039	

The results are provisional until the expiration of the time limit for protests and appeals.

*Scott Laing*  
 Chief Timekeeper - Scott Laing

*Mark Hancock*  
 Race Director - Mark Hancock






**Round 5**  
**Murray Bridge - SA**  
**23 June 2024**



**PIRELLI MX2**  
**PROVISIONAL PROGRESSIVE ROUND POINTS**

**PIRELLI MX2**

<b>Pos</b>	<b>No</b>	<b>Name</b>	<b>Machine</b>	<b>Rnd 5 Moto 1</b>	<b>Total</b>
1	88	Brodie CONNOLLY	Honda	25	25
2	5	Alex LARWOOD	Honda	22	22
3	22	Rhys BUDD	Husqvarna	20	20
4	60	Brock FLYNN	Husqvarna	18	18
5	66	Kayden MINEAR	KTM	16	16
6	110	Rian KING	Honda	15	15
7	28	Cambell WILLIAMS	Yamaha	14	14
8	29	Noah FERGUSON	Honda	13	13
9	196	Wilson GREINER-DAISH	GasGas	12	12
10	21	Ryder KINGSFORD	Yamaha	11	11
11	7	Jayce COSFORD	Yamaha	10	10
12	41	Curtis KING	Honda	9	9
13	275	Travis OLANDER	Husqvarna	8	8
14	23	George KNIGHT	GasGas	7	7
15	75	Jack KUKAS	Husqvarna	6	6
16	118	Mitchell NORRIS	Kawasaki	5	5
17	43	Mackenzie O'BREE	GasGas	4	4
18	38	Ty KEAN	Other	3	3
19	79	Jacob SWEET	Yamaha	2	2
20	36	Zane MACKINTOSH	Kawasaki	1	1

  
Chief Timekeeper - Scott Laing

  
Race Director - Mark Hancock



[www.computime.com.au](http://www.computime.com.au)  
COMPUTIME RACE TIMING SYSTEMS PTY LTD







**Round 5**  
**Murray Bridge - SA**  
**23 June 2024**



**PIRELLI MX2**  
**PROVISIONAL PROGRESSIVE CHAMPIONSHIP POINTS**

**PIRELLI MX2**

Pos	No	Name	Machine	Rnd 1 Wonth.	Rnd 2 Horsh.	Rnd 3 Gillm.	Rnd 4 Maitl	Rnd 5 Moto 1	Total
1	88	Brodie CONNOLLY	Honda	47	50	50	28	25	200
2	29	Noah FERGUSON	Honda	45	26	38	53	13	175
3	21	Ryder KINGSFORD	Yamaha	40	25	34	64	11	174
4	66	Kayden MINEAR	KTM	25	30	40	49	16	160
5	22	Rhys BUDD	Husqvarna	28	34	16	37	20	135
6	7	Jayce COSFORD	Yamaha	33	19	27	39	10	128
7		Haruki YOKOYAMA	Honda	15	31	26	56		128
8	5	Alex LARWOOD	Honda	16		29	52	22	119
9		Kaleb BARHAM	Yamaha	25	27	21	41		114
10		Bailey MALKIEWICZ	Yamaha	15	31	12	34		92
11	28	Cambell WILLIAMS	Yamaha		20	18	30	14	82
12		Byron DENNIS	GasGas	20	33	26			79
13		Jack MATHER	Husqvarna	27	13	5	34		79
14	60	Brock FLYNN	Husqvarna	18	3	16	22	18	77
15		Reid TAYLOR	Kawasaki	9	11	21	28		69
16	275	Travis OLANDER	Husqvarna	10	6	18	20	8	62
17	110	Rian KING	Honda	17	8	12		15	52
18	196	Wilson GREINER-DAISH	GasGas	2	15	10	9	12	48
19		Jai CONSTANTINOU	GasGas	14		15	17		46
20	75	Jack KUKAS	Husqvarna	5			23	6	34
21	43	Mackenzie O'BREE	GasGas		11	5	13	4	33
22	38	Ty KEAN	Other	9	13		6	3	31
23		Ben NOVAK	Honda	5	17	1			23
24		Ryley FITZPATRICK	Kawasaki	1	12	2	5		20
25	23	George KNIGHT	GasGas	4	3			7	14
26	118	Mitchell NORRIS	Kawasaki	2	4			5	11
27	41	Curtis KING	Honda				1	9	10
28		Chandler BURNS	Honda	10					10
29	79	Jacob SWEET	Yamaha				2	2	4
30	36	Zane MACKINTOSH	Kawasaki					1	1

  
Chief Timekeeper - Scott Laing

  
Race Director - Mark Hancock





**Round 5**  
**Murray Bridge - SA**  
**23 June 2024**



**PIRELLI MX2**  
**Moto 1**

Date: 23/06/24  
 Event: R02  
 Weather: Sunny - Temp: 7.2C  
 Track: Good

Started at: 10:30:03  
 Laps: 25 Min + 1 Lap  
 Starters: 29  
 Posted at: 11:08

**PROVISIONAL RACE INFORMATION**

Time	Description
10:25:18	SIGHTING LAP STARTED
10:30:03	Event Start
10:30:34	Rider 60 (Brock FLYNN) HOLE SHOT
10:37:43	Rider 86 (Reid TAYLOR) RETIRED
10:51:04	Rider 11 (Jack MATHER) CRASHED FLAG 3 - RIDER UP
10:51:46	Rider 11 (Jack MATHER) RETIRED
10:53:03	Rider 19 (Connar ADAMS) RETIRED
10:58:58	Chequered Flag
11:01:20	Event Finish

The results are provisional until the expiration of the time limit for protests and appeals.



*Scott Laing*  
 Chief Timekeeper - Scott Laing

*Mark Hancock*  
 Race Director - Mark Hancock

[www.computime.com.au](http://www.computime.com.au)  
 COMPUTIME RACE TIMING SYSTEMS PTY LTD

