



**Round 5**  
**Murray Bridge - SA**  
**23 June 2024**

**THOR**

**THOR MX1**  
**Moto 2**

Date: 23/06/24  
 Event: R08  
 Weather: Cloudy - Temp: 14.3C  
 Track: Good

Started at: 15:21:04  
 Laps: 25 Min + 1 Lap  
 Starters: 30  
 Posted at: 15:57

**PROVISIONAL CLASSIFICATION**

Pos	No	Name	Machine	Laps	Race Time	Behind Leader	Behind Prev	Fastest Lap	On Lap
1	96	Kyle WEBSTER (VIC) / Team HRC Honda Racing Australia / Boost Mobile	Honda CRF 450	15	28:32.041			1:50.865	3
2	14	Jed BEATON (VIC) / CDR Yamaha Monster Energy	Yamaha YZF 450	15	28:37.967	5.926	5.926	1:49.860	2
3	5	Kirk GIBBS (QLD) / GASGAS Racing Team	GasGas MC 450	15	29:32.175	1:00.134	54.208	1:53.341	3
4	199	Nathan CRAWFORD (QLD) / KTM Racing Team	KTM SXF 450	15	29:24.305	52.264	-7.870	1:53.401	3
5	9	Lars VAN BERKEL (WA) / Boost Mobile Honda Racing	Honda CRF 450	15	29:35.054	1:03.013	10.749	1:54.260	7
6	47	Todd WATERS (QLD) / Raceline Husqvarna Tdub Racing team / Terriquip / Motorex / Maxxis / WP	Husqvarna FC 450	15	29:37.502	1:05.461	2.448	1:54.680	7
7	24	Brett METCALFE (SA) / Penrite GO24 / Green Team Racing / 3D Siteworx / MX Store / Rat Racing	Kawasaki KX 450	15	30:09.611	1:37.570	32.109	1:54.782	2
8	8	Zachary WATSON (QLD) / Rising M-sports / Husqvarna / APO / Dritimes / Forth / Fist / Dixon / ATR	Husqvarna FC 450	15	30:16.450	1:44.409	6.839	1:56.416	2
9	81	Joel EVANS (QLD) / MXstore / Brisbane M-cycles / Viking Industrial / Bluefin LED / UNIT / Maxxis	Yamaha YZF 450	15	30:33.476	2:01.435	17.026	1:57.777	6
10	174	Sam LARSEN (QLD)	Yamaha YZF 450	14	28:42.997	1 Lap		1:59.227	6
11	215	Liam JACKSON (QLD) / Elliott Bros Moe	Gas Gas MC 450	14	28:54.666	1 Lap	11.669	2:00.207	4
12	162	Luke ZIELINSKI (QLD) / Raceline Perform. / Trac-Rite Suspension / TDub / MX Store / Lusty Industries	Husqvarna FC 450	14	28:41.428	1 Lap	-13.238	1:58.427	3
13	38	Bryce OGNENIS (VIC) / Xtreme MX Gear/ Mark Mair / SWS Moto / Motogc / Worxx Carpentry	Husqvarna FC 450	14	28:56.352	1 Lap	14.924	1:58.515	3
14	45	John DARROCH (WA) / Cullys Yamaha / Berry Sweet Strawberries / Fox	Yamaha YZF 450	14	28:58.653	1 Lap	2.301	1:59.215	4
15	23	Levi ROGERS (QLD) / Caloundra Motorcycle Centre	Beta RX 450	14	29:19.370	1 Lap	20.717	1:56.436	2
16	70	Ben NOVAK (NSW) / Froth Honda Fly Racing	Honda CRF 450	14	29:29.731	1 Lap	10.361	1:58.837	2
17	49	Cody O'LOAN (QLD) / Moto 1 M-cycles / Underclass / Link Logic / Neilsens Painting / Banana Bites	Honda CRF 450	14	29:31.166	1 Lap	1.435	1:59.010	3
18	415	Cody SCHAT (QLD) / PJS T-port / MXRP / FLY / Bridgestone / 6D / Moto1 / Rynopower / Tech 167	KTM SXF 450	14	29:50.979	1 Lap	19.813	2:02.362	2
19	168	Zhane DUNLOP (QLD) / Brisbane M-c / 00 Elite Rider Trng / Fly Racing / Costanzo Racing Tuned / Fly	KTM SXF 450	14	29:56.996	1 Lap	6.017	2:01.913	2
20	88	Riley FUCSKO (VIC) / Winner M-c / Peter Stevens M-c / KTM Aust. / Gas Imports / Michelin / Thor	KTM SXF 450	14	30:12.154	1 Lap	15.158	2:03.288	3
21	40	Kye ORCHARD (QLD) / Brisbane M-cycles / J&M Orchard Carpentry / Shield Building Approvals	Yamaha YZF 450	14	30:14.328	1 Lap	2.174	2:04.671	5
22	29	Navrin GROTHUES (QLD) / 2NINE M-sports / A1 Accessories / Furious Fitness Mareeba / Maxxis / Motorex	Honda CRF 450	14	30:18.962	1 Lap	4.634	2:03.927	2
23	32	Joel CIGLIANO (NSW) / Mick Muldoon M-c / Pro-Moto Susp. / Rekluse / Bolt Everywhere / JSC Earthworx	Kawasaki KX 450	14	30:38.636	1 Lap	19.674	2:04.603	3
24	82	Elijah WIESE (SA) / Oates Mx / SKDA / Elite Edge Fitness / Krooztune Susp. / Limestone Coast M-c	Yamaha YZF 450	13	28:35.017	2 Laps		2:06.169	3

Chief Timekeeper - Scott Laing

Race Director - Mark Hancock





**Round 5**  
**Murray Bridge - SA**  
**23 June 2024**

**THOR**

**THOR MX1**  
**Moto 2**

Date: 23/06/24  
 Event: R08  
 Weather: Cloudy - Temp: 14.3C  
 Track: Good

Started at: 15:21:04  
 Laps: 25 Min + 1 Lap  
 Starters: 30  
 Posted at: 15:57

**PROVISIONAL CLASSIFICATION**


Pos	No	Name	Machine	Laps	Race Time	Behind Leader	Behind Prev	Fastest Lap	On Lap
25	119	Cooper KREZLIK (VIC)	KTM SXF 450	13	28:47.782	2 Laps	12.765	2:05.105	2
26	86	Jett KIPPS (VIC) / Winner M-c / Peter Stevens M-c / KTM Aust. / Gas Imports / Michelin / Thor	KTM SXF 450	13	28:48.824	2 Laps	1.042	2:05.151	3
27	31	James DAVISON (NSW) / Mountain Race Shop / MCAS Canberra / Coats / DMK Designs	Kawasaki KX 450	13	28:54.624	2 Laps	5.800	2:07.500	2
28	98	Blake WALDON (NSW) / Two Wheel Obsession / MSC / Fly	Yamaha YZF 450	13	29:08.166	2 Laps	13.542	2:05.835	3
29	33	Jordan SIMPSON (SA) / Simpson Crash / Simpson Signs	Husqvarna FC 450	13	29:40.511	2 Laps	32.345	2:08.662	2
DNF	84	Siegah WARD (SA) / Ride Red Privateer Program / Seamaydence / AEC / Dunlop / Pitman M-cycles	Honda CRF 450	12	26:10.340	2 Laps		1:57.983	3

Fastest Lap was 1:49.860 by 14 Jed BEATON (VIC)

\*\*\* Rider 162 (Luke ZIELINSKI (QLD)) - 2 position penalty imposed by Clerk of Course for passing outside track limits \*\*\*

\*\*\* Rider 199 (Nathan CRAWFORD (QLD)) - 1 position penalty imposed by Clerk of Course for exceeding track limits \*\*\*

The results are provisional until the expiration of the time limit for protests and appeals.

  
 Chief Timekeeper - Scott Laing

  
 Race Director - Mark Hancock



[www.computime.com.au](http://www.computime.com.au)  
**COMPUTIME RACE TIMING SYSTEMS PTY LTD**





**Round 5**  
**Murray Bridge - SA**  
**23 June 2024**

**THOR**

**THOR MX1**  
**Moto 2**

Date: 23/06/24  
 Event: R08  
 Weather: Cloudy - Temp: 14.3C  
 Track: Good

Started at: 15:21:04  
 Laps: 25 Min + 1 Lap  
 Starters: 30  
 Posted at: 15:57

**PROVISIONAL LAP TIMES**

No	Name	Lap 1	Lap 2	Lap 3	Lap 4	Lap 5	Lap 6	Lap 7	Lap 8	Lap 9	Lap 10
5	Kirk GIBBS (QLD)	2:16.265	1:54.544	<b>1:53.341</b>	1:53.960	1:54.974	1:55.309	1:55.334	1:59.528	1:56.781	1:57.191
10		1:57.711	1:56.225	2:00.012	1:59.250	2:01.750					
8	Zachary WATSON (QLD)	2:25.529	<b>1:56.416</b>	1:57.464	1:56.521	1:57.361	1:57.246	1:57.699	1:57.543	1:58.747	2:00.287
10		2:00.749	2:01.400	2:01.500	2:03.999	2:03.989					
9	Lars VAN BERKEL (WA)	2:22.534	1:56.779	1:54.429	1:55.325	1:56.526	1:55.887	<b>1:54.260</b>	1:56.114	1:56.458	1:57.192
10		1:57.449	1:58.307	1:56.853	1:58.301	1:58.640					
14	Jed BEATON (VIC)	2:17.179	<b>1:49.860</b>	1:50.712	1:51.021	1:51.848	1:52.580	1:52.215	1:52.595	1:53.235	1:52.366
10		1:53.446	1:53.054	1:55.225	1:56.161	1:56.470					
23	Levi ROGERS (QLD)	2:24.357	<b>1:56.436</b>	1:57.517	2:22.171	1:58.224	1:57.560	1:59.298	1:59.787	1:59.809	2:02.166
10		2:02.733	2:05.140	2:07.105	2:27.067						
24	Brett METCALFE (SA)	2:17.726	<b>1:54.782</b>	1:56.021	1:56.101	1:55.718	1:55.612	1:55.552	1:55.398	2:11.743	1:57.616
10		2:01.371	2:02.309	2:00.596	2:03.165	2:05.901					
29	Navrin GROTHUES (QLD)	2:35.696	<b>2:03.927</b>	2:05.300	2:04.427	2:04.770	2:07.558	2:09.594	2:09.013	2:09.232	2:09.916
10		2:09.705	2:09.100	2:11.259	2:09.465						
31	James DAVISON (NSW)	2:40.440	<b>2:07.500</b>	2:08.526	2:11.392	2:11.341	2:12.223	2:12.509	2:11.625	2:11.303	2:12.128
10		2:11.186	2:11.939	2:12.512							
32	Joel CIGLIANO (NSW)	2:37.990	2:05.199	<b>2:04.603</b>	2:06.367	2:07.392	2:06.255	2:08.926	2:08.537	2:09.401	2:12.133
10		2:11.053	2:11.509	2:12.872	2:16.399						
33	Jordan SIMPSON (SA)	2:44.685	<b>2:08.662</b>	2:09.837	2:10.242	2:11.613	2:15.832	2:14.303	2:14.625	2:12.570	2:24.855
10		2:17.625	2:19.442	2:16.220							
38	Bryce OGNENIS (VIC)	2:24.570	1:59.831	<b>1:58.515</b>	2:00.090	2:00.307	1:59.977	2:00.721	2:01.936	2:04.209	2:04.923
10		2:04.686	2:04.433	2:05.977	2:06.177						
40	Kye ORCHARD (QLD)	2:33.016	2:06.133	2:04.747	2:08.080	<b>2:04.671</b>	2:07.607	2:05.683	2:08.958	2:08.165	2:06.834
10		2:12.075	2:09.454	2:09.679	2:09.226						
45	John DARROCH (WA)	2:30.409	2:00.441	1:59.603	<b>1:59.215</b>	2:00.783	2:00.392	1:59.228	1:59.881	2:02.683	2:03.796
10		2:05.590	2:07.103	2:05.579	2:03.950						
47	Todd WATERS (QLD)	2:20.837	1:55.003	1:56.443	1:55.437	1:55.639	1:56.040	<b>1:54.680</b>	1:56.493	1:59.357	1:57.514
10		1:57.982	1:58.020	1:56.351	1:57.658	2:00.048					
49	Cody O'LOAN (QLD)	2:30.106	1:59.356	<b>1:59.010</b>	1:59.720	1:59.891	2:02.584	2:01.026	2:00.772	2:01.643	2:03.922
10		2:03.751	2:03.779	2:35.650	2:09.956						
70	Ben NOVAK (NSW)	2:58.788	<b>1:58.837</b>	1:59.008	2:00.056	2:00.893	2:00.995	2:02.020	2:01.510	2:05.514	2:02.967
10		2:03.792	2:08.009	2:05.403	2:01.939						
81	Joel EVANS (QLD)	2:20.643	1:59.009	2:00.453	1:59.414	1:57.933	<b>1:57.777</b>	1:58.475	1:58.703	1:59.393	2:01.333
10		2:02.345	2:03.438	2:04.164	2:05.406	2:04.990					
82	Elijah WIESE (SA)	2:34.654	2:06.255	<b>2:06.169</b>	2:08.362	2:10.847	2:09.621	2:11.335	2:09.306	2:10.498	2:11.779
10		2:09.298	2:11.167	2:15.726							

*Scott Laing*  
 Chief Timekeeper - Scott Laing

*Mark Hancock*  
 Race Director - Mark Hancock





**Round 5**  
**Murray Bridge - SA**  
**23 June 2024**

**THOR**

**THOR MX1**  
**Moto 2**

Date: 23/06/24  
 Event: R08  
 Weather: Cloudy - Temp: 14.3C  
 Track: Good

Started at: 15:21:04  
 Laps: 25 Min + 1 Lap  
 Starters: 30  
 Posted at: 15:57


**PROVISIONAL LAP TIMES**

No	Name	Lap 1	Lap 2	Lap 3	Lap 4	Lap 5	Lap 6	Lap 7	Lap 8	Lap 9	Lap 10
84	Siegah WARD (SA)	2:27.237	1:59.211	<b>1:57.983</b>	1:58.764	2:01.627	2:01.444	2:00.961	2:00.290	1:59.690	2:05.124
	10	2:43.649	2:54.360								
86	Jett KIPPS (VIC)	2:41.918	2:07.276	<b>2:05.151</b>	2:07.512	2:08.127	2:08.474	2:13.638	2:10.474	2:12.373	2:12.750
	10	2:13.395	2:12.927	2:14.809							
88	Riley FUCSKO (VIC)	2:29.763	2:04.164	<b>2:03.288</b>	2:06.726	2:05.600	2:10.447	2:08.043	2:08.303	2:09.051	2:10.638
	10	2:07.985	2:09.319	2:09.152	2:09.675						
96	Kyle WEBSTER (VIC)	2:13.697	1:51.114	<b>1:50.865</b>	1:50.997	1:51.583	1:51.352	1:52.924	1:53.394	1:52.968	1:52.394
	10	1:53.071	1:51.539	1:55.119	1:54.360	1:56.664					
98	Blake WALDON (NSW)	2:38.753	2:07.679	<b>2:05.835</b>	2:08.519	2:07.628	2:07.447	2:09.642	2:11.230	2:15.135	2:14.617
	10	2:16.463	2:22.181	2:23.037							
119	Cooper KREZLIK (VIC)	2:38.928	<b>2:05.105</b>	2:05.783	2:06.383	2:06.506	2:06.843	2:32.234	2:11.178	2:10.422	2:10.579
	10	2:10.057	2:07.831	2:15.933							
162	Luke ZIELINSKI (QLD)	2:28.154	1:59.156	<b>1:58.427</b>	1:59.154	1:58.890	2:00.339	2:00.933	1:59.998	2:00.456	2:01.158
	10	2:02.396	2:03.170	2:05.068	2:04.129						
168	Zhane DUNLOP (QLD)	2:27.118	<b>2:01.913</b>	2:03.329	2:03.337	2:13.291	2:06.323	2:04.522	2:04.631	2:07.482	2:08.198
	10	2:07.588	2:07.247	2:11.115	2:10.902						
174	Sam LARSEN (QLD)	2:31.854	1:59.821	2:00.858	2:00.500	1:59.963	<b>1:59.227</b>	2:00.594	2:00.011	2:01.431	2:02.484
	10	1:59.998	2:00.786	2:02.355	2:03.115						
199	Nathan CRAWFORD (QLD)	2:18.588	1:53.503	<b>1:53.401</b>	1:53.953	1:54.221	1:54.623	1:55.506	1:55.398	1:56.499	1:56.867
	10	1:55.139	1:56.962	1:57.743	1:59.983	2:01.919					
215	Liam JACKSON (QLD)	2:25.827	2:00.607	2:00.571	<b>2:00.207</b>	2:00.384	2:00.750	2:00.466	2:02.615	2:01.982	2:04.722
	10	2:04.199	2:04.557	2:04.395	2:03.384						
415	Cody SCHAT (QLD)	2:33.606	<b>2:02.362</b>	2:02.559	2:03.331	2:05.582	2:04.508	2:05.190	2:05.759	2:06.907	2:07.053
	10	2:06.346	2:09.126	2:09.167	2:09.483						

\*\*\* Rider 162 (Luke ZIELINSKI (QLD)) - 2 position penalty imposed by Clerk of Course for passing outside track limits \*\*\*

\*\*\* Rider 199 (Nathan CRAWFORD (QLD)) - 1 position penalty imposed by Clerk of Course for exceeding track limits \*\*\*

The results are provisional until the expiration of the time limit for protests and appeals.

  
 Chief Timekeeper - Scott Laing

  
 Race Director - Mark Hancock



[www.computime.com.au](http://www.computime.com.au)  
**COMPUTIME RACE TIMING SYSTEMS PTY LTD**





**Round 5**  
**Murray Bridge - SA**  
**23 June 2024**

**THOR**

**THOR MX1**  
**Moto 2**

Date: 23/06/24  
 Event: R08  
 Weather: Cloudy - Temp: 14.3C  
 Track: Good

Started at: 15:21:04  
 Laps: 25 Min + 1 Lap  
 Starters: 30  
 Posted at: 15:57

**PROVISIONAL SECTOR TIMES**

Lap	Sector 1	Sector 2	Sector 3	Lap Time	Lap	Sector 1	Sector 2	Sector 3	Lap Time
<b>5 Kirk GIBBS (QLD) (3rd)</b>					7	<b>41.421</b>	45.865	26.974	<b>1:54.260</b>
1	1:03.214	46.341	26.710	2:16.265	8	42.406	46.754	26.954	1:56.114
2	41.806	46.052	<b>26.686</b>	1:54.544	9	42.894	46.195	27.369	1:56.458
3	<b>41.193</b>	<b>45.410</b>	26.738	<b>1:53.341</b>	10	42.583	47.099	27.510	1:57.192
4	41.569	45.503	26.888	1:53.960	11	42.559	47.184	27.706	1:57.449
5	41.275	46.364	27.335	1:54.974	12	43.082	47.488	27.737	1:58.307
6	41.785	46.252	27.272	1:55.309	13	42.122	47.076	27.655	1:56.853
7	41.545	46.835	26.954	1:55.334	14	42.931	47.529	27.841	1:58.301
8	44.501	47.451	27.576	1:59.528	15	42.111	47.934	28.595	1:58.640
9	42.392	46.962	27.427	1:56.781	<b>14 Jed BEATON (VIC) (2nd)</b>				
10	42.574	47.033	27.584	1:57.191	1	1:06.911	44.319	25.949	2:17.179
11	42.764	47.217	27.730	1:57.711	2	<b>39.783</b>	<b>43.922</b>	26.155	<b>1:49.860</b>
12	42.013	46.379	27.833	1:56.225	3	40.191	44.358	26.163	1:50.712
13	43.666	47.732	28.614	2:00.012	4	40.091	44.607	26.323	1:51.021
14	42.830	47.980	28.440	1:59.250	5	40.167	45.290	26.391	1:51.848
15	43.620	49.056	29.074	2:01.750	6	40.148	46.022	26.410	1:52.580
<b>8 Zachary WATSON (QLD) (8th)</b>					7	40.149	45.298	26.768	1:52.215
1	1:10.418	47.603	27.508	2:25.529	8	40.888	45.556	26.151	1:52.595
2	43.334	<b>46.303</b>	26.779	<b>1:56.416</b>	9	41.130	46.244	<b>25.861</b>	1:53.235
3	43.073	47.343	27.048	1:57.464	10	40.614	45.426	26.326	1:52.366
4	<b>42.229</b>	47.630	<b>26.662</b>	1:56.521	11	41.304	45.301	26.841	1:53.446
5	43.057	46.900	27.404	1:57.361	12	40.766	46.030	26.258	1:53.054
6	42.814	47.263	27.169	1:57.246	13	41.886	46.038	27.301	1:55.225
7	43.307	46.937	27.455	1:57.699	14	42.853	45.964	27.344	1:56.161
8	43.463	46.966	27.114	1:57.543	15	41.354	46.959	28.157	1:56.470
9	43.619	47.611	27.517	1:58.747	<b>23 Levi ROGERS (QLD) (15th)</b>				
10	43.689	48.539	28.059	2:00.287	1	1:09.154	47.974	27.229	2:24.357
11	44.344	48.431	27.974	2:00.749	2	42.117	47.479	<b>26.840</b>	<b>1:56.436</b>
12	44.272	48.420	28.708	2:01.400	3	43.352	<b>46.686</b>	27.479	1:57.517
13	44.472	48.243	28.785	2:01.500	4	42.339	1:08.933	30.899	2:22.171
14	44.830	49.096	30.073	2:03.999	5	42.149	48.805	27.270	1:58.224
15	44.812	50.022	29.155	2:03.989	6	<b>41.961</b>	48.421	27.178	1:57.560
<b>9 Lars VAN BERKEL (WA) (5th)</b>					7	42.633	48.965	27.700	1:59.298
1	1:08.636	46.696	27.202	2:22.534	8	42.538	48.589	28.660	1:59.787
2	42.741	47.016	27.022	1:56.779	9	43.247	48.406	28.156	1:59.809
3	41.916	45.673	<b>26.840</b>	1:54.429	10	44.249	49.044	28.873	2:02.166
4	42.088	<b>45.649</b>	27.588	1:55.325	11	45.326	48.690	28.717	2:02.733
5	42.838	46.561	27.127	1:56.526	12	44.839	50.460	29.841	2:05.140
6	41.800	46.573	27.514	1:55.887	13	48.325	48.915	29.865	2:07.105

*Scott Laing*  
 Chief Timekeeper - Scott Laing

*Mark Hancock*  
 Race Director - Mark Hancock



[www.computime.com.au](http://www.computime.com.au)  
**COMPUTIME RACE TIMING SYSTEMS PTY LTD**





**Round 5**  
**Murray Bridge - SA**  
**23 June 2024**

**THOR**

**THOR MX1**  
**Moto 2**

Date: 23/06/24  
 Event: R08  
 Weather: Cloudy - Temp: 14.3C  
 Track: Good

Started at: 15:21:04  
 Laps: 25 Min + 1 Lap  
 Starters: 30  
 Posted at: 15:57

**PROVISIONAL SECTOR TIMES**

Lap	Sector 1	Sector 2	Sector 3	Lap Time	Lap	Sector 1	Sector 2	Sector 3	Lap Time
14	57.010	56.326	33.731	2:27.067	6	47.427	54.727	30.069	2:12.223
<b>24 Brett METCALFE (SA) (7th)</b>					7	46.776	54.104	31.629	2:12.509
1	1:04.480	46.205	27.041	2:17.726	8	46.933	55.052	29.640	2:11.625
2	41.733	<b>45.833</b>	27.216	<b>1:54.782</b>	9	46.414	54.545	30.344	2:11.303
3	42.560	46.158	27.303	1:56.021	10	48.247	53.637	30.244	2:12.128
4	42.647	45.947	27.507	1:56.101	11	47.977	53.388	29.821	2:11.186
5	41.680	46.596	27.442	1:55.718	12	46.952	54.937	30.050	2:11.939
6	41.808	46.518	27.286	1:55.612	13	48.128	53.833	30.551	2:12.512
7	41.426	46.373	27.753	1:55.552	<b>32 Joel CIGLIANO (NSW) (23th)</b>				
8	<b>41.336</b>	46.891	<b>27.171</b>	1:55.398	1	1:17.127	51.628	29.235	2:37.990
9	56.993	47.509	27.241	2:11.743	2	45.746	<b>50.620</b>	<b>28.833</b>	2:05.199
10	42.198	48.076	27.342	1:57.616	3	<b>44.066</b>	51.567	28.970	<b>2:04.603</b>
11	43.860	48.439	29.072	2:01.371	4	44.782	51.626	29.959	2:06.367
12	43.872	49.010	29.427	2:02.309	5	45.097	52.487	29.808	2:07.392
13	43.936	48.143	28.517	2:00.596	6	44.953	52.055	29.247	2:06.255
14	44.063	49.699	29.403	2:03.165	7	45.769	53.045	30.112	2:08.926
15	43.919	51.043	30.939	2:05.901	8	46.999	52.172	29.366	2:08.537
<b>29 Navrin GROTHUES (QLD) (22th)</b>					9	45.091	53.707	30.603	2:09.401
1	1:16.285	50.603	28.808	2:35.696	10	46.444	53.877	31.812	2:12.133
2	<b>44.718</b>	50.262	<b>28.947</b>	<b>2:03.927</b>	11	46.562	53.640	30.851	2:11.053
3	45.315	50.987	28.998	2:05.300	12	47.009	53.286	31.214	2:11.509
4	45.433	<b>49.932</b>	29.062	2:04.427	13	47.175	54.780	30.917	2:12.872
5	45.226	50.581	28.963	2:04.770	14	48.330	55.874	32.195	2:16.399
6	45.899	52.048	29.611	2:07.558	<b>33 Jordan SIMPSON (SA) (29th)</b>				
7	45.994	53.441	30.159	2:09.594	1	1:21.327	52.641	30.717	2:44.685
8	47.064	51.959	29.990	2:09.013	2	46.930	<b>51.741</b>	<b>29.991</b>	<b>2:08.662</b>
9	46.517	52.231	30.484	2:09.232	3	46.984	52.494	30.359	2:09.837
10	46.171	53.515	30.230	2:09.916	4	<b>46.786</b>	53.323	30.133	2:10.242
11	47.425	51.807	30.473	2:09.705	5	47.107	54.228	30.278	2:11.613
12	46.740	51.698	30.662	2:09.100	6	51.396	54.257	30.179	2:15.832
13	48.334	52.006	30.919	2:11.259	7	49.123	54.566	30.614	2:14.303
14	46.793	52.110	30.562	2:09.465	8	49.976	53.965	30.684	2:14.625
<b>31 James DAVISON (NSW) (27th)</b>					9	48.912	53.193	30.465	2:12.570
1	1:18.507	53.094	28.839	2:40.440	10	53.911	57.273	33.671	2:24.855
2	<b>46.390</b>	51.842	<b>29.268</b>	<b>2:07.500</b>	11	50.878	55.202	31.545	2:17.625
3	47.224	<b>51.614</b>	29.688	2:08.526	12	49.315	57.554	32.573	2:19.442
4	47.673	53.715	30.004	2:11.392	13	48.479	56.151	31.590	2:16.220
5	48.027	53.521	29.793	2:11.341	<b>38 Bryce OGNENIS (VIC) (13th)</b>				

*Scott Laing*  
 Chief Timekeeper - Scott Laing

*Mark Hancock*  
 Race Director - Mark Hancock



[www.computime.com.au](http://www.computime.com.au)  
**COMPUTIME RACE TIMING SYSTEMS PTY LTD**





**Round 5**  
**Murray Bridge - SA**  
**23 June 2024**

**THOR**

**THOR MX1**  
**Moto 2**

Date: 23/06/24  
 Event: R08  
 Weather: Cloudy - Temp: 14.3C  
 Track: Good

Started at: 15:21:04  
 Laps: 25 Min + 1 Lap  
 Starters: 30  
 Posted at: 15:57

**PROVISIONAL SECTOR TIMES**

Lap	Sector 1	Sector 2	Sector 3	Lap Time	Lap	Sector 1	Sector 2	Sector 3	Lap Time
1	1:08.237	48.622	27.711	2:24.570	10	43.880	50.694	29.222	2:03.796
2	43.688	48.491	<b>27.652</b>	1:59.831	11	44.859	51.111	29.620	2:05.590
3	42.700	<b>48.065</b>	27.750	<b>1:58.515</b>	12	47.018	51.190	28.895	2:07.103
4	43.155	48.592	28.343	2:00.090	13	44.597	51.592	29.390	2:05.579
5	43.031	48.796	28.480	2:00.307	14	44.697	49.631	29.622	2:03.950
6	<b>42.569</b>	48.721	28.687	1:59.977	<b>47 Todd WATERS (QLD) (6th)</b>				
7	43.454	48.723	28.544	2:00.721	1	1:06.943	47.293	26.601	2:20.837
8	43.575	49.192	29.169	2:01.936	2	41.874	46.308	<b>26.821</b>	1:55.003
9	44.704	50.070	29.435	2:04.209	3	41.875	47.388	27.180	1:56.443
10	44.853	50.456	29.614	2:04.923	4	41.371	46.645	27.421	1:55.437
11	44.416	51.062	29.208	2:04.686	5	41.963	46.096	27.580	1:55.639
12	44.136	49.907	30.390	2:04.433	6	41.584	46.661	27.795	1:56.040
13	46.494	50.138	29.345	2:05.977	7	<b>41.233</b>	<b>45.876</b>	27.571	<b>1:54.680</b>
14	44.674	51.572	29.931	2:06.177	8	43.227	46.025	27.241	1:56.493
<b>40 Kye ORCHARD (QLD) (21th)</b>					9	42.929	48.881	27.547	1:59.357
1	1:14.334	49.428	29.254	2:33.016	10	43.162	47.098	27.254	1:57.514
2	<b>44.221</b>	52.865	29.047	2:06.133	11	42.520	47.157	28.305	1:57.982
3	44.802	51.114	<b>28.831</b>	2:04.747	12	41.959	47.751	28.310	1:58.020
4	47.648	50.958	29.474	2:08.080	13	42.423	46.413	27.515	1:56.351
5	46.058	<b>49.718</b>	28.895	<b>2:04.671</b>	14	42.480	47.847	27.331	1:57.658
6	46.189	52.014	29.404	2:07.607	15	41.951	49.321	28.776	2:00.048
7	45.683	50.686	29.314	2:05.683	<b>49 Cody O'LOAN (QLD) (17th)</b>				
8	46.043	52.229	30.686	2:08.958	1	1:12.505	49.529	28.072	2:30.106
9	45.489	52.030	30.646	2:08.165	2	43.812	48.373	27.171	1:59.356
10	45.178	51.607	30.049	2:06.834	3	43.566	<b>48.311</b>	<b>27.133</b>	<b>1:59.010</b>
11	46.622	52.819	32.634	2:12.075	4	<b>43.550</b>	48.517	27.653	1:59.720
12	46.718	51.891	30.845	2:09.454	5	44.037	48.332	27.522	1:59.891
13	46.200	51.738	31.741	2:09.679	6	43.935	49.025	29.624	2:02.584
14	45.615	52.215	31.396	2:09.226	7	43.819	49.270	27.937	2:01.026
<b>45 John DARROCH (WA) (14th)</b>					8	43.682	48.816	28.274	2:00.772
1	1:12.402	50.338	27.669	2:30.409	9	44.222	48.795	28.626	2:01.643
2	44.812	48.134	<b>27.495</b>	2:00.441	10	44.005	51.205	28.712	2:03.922
3	43.768	47.864	27.971	1:59.603	11	45.017	50.491	28.243	2:03.751
4	42.641	48.597	27.977	<b>1:59.215</b>	12	44.384	50.734	28.661	2:03.779
5	43.123	49.831	27.829	2:00.783	13	1:13.215	51.760	30.675	2:35.650
6	43.219	49.101	28.072	2:00.392	14	51.160	49.808	28.988	2:09.956
7	43.069	<b>47.830</b>	28.329	1:59.228	<b>70 Ben NOVAK (NSW) (16th)</b>				
8	<b>42.544</b>	48.612	28.725	1:59.881	1	1:43.446	48.009	27.333	2:58.788
9	42.760	50.337	29.586	2:02.683					

*Scott Laing*  
 Chief Timekeeper - Scott Laing

*Mark Hancock*  
 Race Director - Mark Hancock



[www.computime.com.au](http://www.computime.com.au)  
**COMPUTIME RACE TIMING SYSTEMS PTY LTD**





**Round 5**  
**Murray Bridge - SA**  
**23 June 2024**

**THOR**

**THOR MX1**  
**Moto 2**

Date: 23/06/24  
 Event: R08  
 Weather: Cloudy - Temp: 14.3C  
 Track: Good

Started at: 15:21:04  
 Laps: 25 Min + 1 Lap  
 Starters: 30  
 Posted at: 15:57

**PROVISIONAL SECTOR TIMES**

Lap	Sector 1	Sector 2	Sector 3	Lap Time	Lap	Sector 1	Sector 2	Sector 3	Lap Time
2	43.224	48.299	<b>27.314</b>	<b>1:58.837</b>	10	47.722	52.832	31.225	2:11.779
3	43.248	<b>47.874</b>	27.886	1:59.008	11	45.818	52.609	30.871	2:09.298
4	43.837	47.970	28.249	2:00.056	12	46.611	53.571	30.985	2:11.167
5	<b>43.120</b>	49.847	27.926	2:00.893	13	47.591	54.471	33.664	2:15.726
6	44.014	48.687	28.294	2:00.995	<b>84 Siegah WARD (SA) (DNF)</b>				
7	43.415	49.528	29.077	2:02.020	1	1:12.074	48.426	26.737	2:27.237
8	43.446	49.429	28.635	2:01.510	2	43.584	48.257	<b>27.370</b>	1:59.211
9	43.877	51.144	30.493	2:05.514	3	<b>42.585</b>	<b>47.854</b>	27.544	<b>1:57.983</b>
10	45.123	49.216	28.628	2:02.967	4	42.675	48.603	27.486	1:58.764
11	44.403	49.555	29.834	2:03.792	5	43.623	49.985	28.019	2:01.627
12	45.566	51.525	30.918	2:08.009	6	44.025	49.097	28.322	2:01.444
13	45.328	50.639	29.436	2:05.403	7	43.265	49.646	28.050	2:00.961
14	45.079	48.355	28.505	2:01.939	8	43.333	49.291	27.666	2:00.290
<b>81 Joel EVANS (QLD) (9th)</b>					9	43.218	48.406	28.066	1:59.690
1	1:05.954	47.383	27.306	2:20.643	10	42.706	50.348	32.070	2:05.124
2	42.670	48.382	27.957	1:59.009	11	49.769	1:15.512	38.368	2:43.649
3	43.914	48.652	27.887	2:00.453	12	59.313	1:03.759	51.288	2:54.360
4	43.046	<b>47.599</b>	28.769	1:59.414	<b>86 Jett KIPPS (VIC) (26th)</b>				
5	42.216	47.853	27.864	1:57.933	1	1:19.724	52.851	29.343	2:41.918
6	<b>42.032</b>	47.944	<b>27.801</b>	<b>1:57.777</b>	2	46.376	51.318	29.582	2:07.276
7	42.473	47.609	28.393	1:58.475	3	<b>45.524</b>	<b>50.496</b>	<b>29.131</b>	<b>2:05.151</b>
8	42.582	48.020	28.101	1:58.703	4	46.176	51.938	29.398	2:07.512
9	43.326	47.808	28.259	1:59.393	5	46.649	51.717	29.761	2:08.127
10	43.691	49.077	28.565	2:01.333	6	46.669	51.732	30.073	2:08.474
11	44.252	49.361	28.732	2:02.345	7	48.520	54.700	30.418	2:13.638
12	44.987	49.639	28.812	2:03.438	8	46.351	53.448	30.675	2:10.474
13	44.788	49.782	29.594	2:04.164	9	47.461	54.464	30.448	2:12.373
14	45.298	49.720	30.388	2:05.406	10	48.081	53.620	31.049	2:12.750
15	43.665	50.217	31.108	2:04.990	11	47.779	53.401	32.215	2:13.395
<b>82 Elijah WIESE (SA) (24th)</b>					12	47.843	53.952	31.132	2:12.927
1	1:13.869	51.951	28.834	2:34.654	13	49.005	54.175	31.629	2:14.809
2	46.344	50.797	<b>29.114</b>	2:06.255	<b>88 Riley FUCSKO (VIC) (20th)</b>				
3	45.834	<b>50.468</b>	29.867	<b>2:06.169</b>	1	1:10.396	50.633	28.734	2:29.763
4	<b>45.441</b>	52.623	30.298	2:08.362	2	44.709	50.978	<b>28.477</b>	2:04.164
5	46.957	53.166	30.724	2:10.847	3	<b>44.160</b>	<b>50.399</b>	28.729	<b>2:03.288</b>
6	45.850	52.511	31.260	2:09.621	4	46.994	51.062	28.670	2:06.726
7	47.935	53.976	29.424	2:11.335	5	45.683	51.381	28.536	2:05.600
8	46.235	52.585	30.486	2:09.306	6	46.355	53.601	30.491	2:10.447
9	46.400	52.946	31.152	2:10.498					

*Scott Laing*  
 Chief Timekeeper - Scott Laing

*Mark Hancock*  
 Race Director - Mark Hancock



[www.computime.com.au](http://www.computime.com.au)  
**COMPUTIME RACE TIMING SYSTEMS PTY LTD**







**Round 5**  
**Murray Bridge - SA**  
**23 June 2024**

**THOR**

**THOR MX1**  
**Moto 2**

Date: 23/06/24  
 Event: R08  
 Weather: Cloudy - Temp: 14.3C  
 Track: Good

Started at: 15:21:04  
 Laps: 25 Min + 1 Lap  
 Starters: 30  
 Posted at: 15:57

**PROVISIONAL SECTOR TIMES**

Lap	Sector 1	Sector 2	Sector 3	Lap Time	Lap	Sector 1	Sector 2	Sector 3	Lap Time
7	46.944	52.175	28.924	2:08.043	<b>119 Cooper KREZLIK (VIC) (25th)</b>				
8	46.130	52.456	29.717	2:08.303	1	1:18.241	51.889	28.798	2:38.928
9	46.168	52.910	29.973	2:09.051	2	45.997	<b>50.112</b>	<b>28.996</b>	<b>2:05.105</b>
10	47.810	52.980	29.848	2:10.638	3	46.113	50.220	29.450	2:05.783
11	46.657	51.703	29.625	2:07.985	4	46.495	50.419	29.469	2:06.383
12	47.103	52.369	29.847	2:09.319	5	46.285	50.445	29.776	2:06.506
13	46.779	52.883	29.490	2:09.152	6	46.607	50.701	29.535	2:06.843
14	46.743	52.723	30.209	2:09.675	7	1:09.793	51.596	30.845	2:32.234
<b>96 Kyle WEBSTER (VIC) (1st)</b>					8	48.180	53.290	29.708	2:11.178
1	1:03.847	43.535	26.315	2:13.697	9	46.750	52.988	30.684	2:10.422
2	40.471	44.514	26.129	1:51.114	10	46.551	53.522	30.506	2:10.579
3	40.430	44.557	<b>25.878</b>	<b>1:50.865</b>	11	46.865	52.548	30.644	2:10.057
4	40.508	<b>44.309</b>	26.180	1:50.997	12	<b>45.901</b>	51.575	30.355	2:07.831
5	40.487	44.805	26.291	1:51.583	13	47.962	56.021	31.950	2:15.933
6	<b>39.788</b>	45.022	26.542	1:51.352	<b>162 Luke ZIELINSKI (QLD) (12th)</b>				
7	40.988	45.779	26.157	1:52.924	1	1:11.890	48.139	28.125	2:28.154
8	41.767	45.257	26.370	1:53.394	2	44.118	47.504	<b>27.534</b>	1:59.156
9	41.423	45.365	26.180	1:52.968	3	43.215	<b>47.432</b>	27.780	<b>1:58.427</b>
10	41.272	45.084	26.038	1:52.394	4	<b>42.914</b>	48.144	28.096	1:59.154
11	40.403	46.043	26.625	1:53.071	5	43.041	47.694	28.155	1:58.890
12	40.105	45.238	26.196	1:51.539	6	43.539	48.813	27.987	2:00.339
13	41.323	46.524	27.272	1:55.119	7	43.989	48.704	28.240	2:00.933
14	40.727	46.635	26.998	1:54.360	8	43.806	48.474	27.718	1:59.998
15	42.124	46.274	28.266	1:56.664	9	44.124	47.899	28.433	2:00.456
<b>98 Blake WALDON (NSW) (28th)</b>					10	44.100	48.676	28.382	2:01.158
1	1:16.694	53.237	28.822	2:38.753	11	44.881	48.889	28.626	2:02.396
2	47.150	51.533	28.996	2:07.679	12	44.665	49.242	29.263	2:03.170
3	45.956	<b>51.131</b>	<b>28.748</b>	<b>2:05.835</b>	13	45.706	49.935	29.427	2:05.068
4	46.121	53.146	29.252	2:08.519	14	44.395	49.907	29.827	2:04.129
5	<b>45.828</b>	52.290	29.510	2:07.628	<b>168 Zhane DUNLOP (QLD) (19th)</b>				
6	46.143	51.978	29.326	2:07.447	1	1:09.893	49.364	27.861	2:27.118
7	46.259	53.102	30.281	2:09.642	2	44.599	<b>49.191</b>	<b>28.123</b>	<b>2:01.913</b>
8	47.191	52.472	31.567	2:11.230	3	44.966	49.637	28.726	2:03.329
9	48.783	56.132	30.220	2:15.135	4	44.670	50.030	28.637	2:03.337
10	49.861	52.742	32.014	2:14.617	5	44.838	59.357	29.096	2:13.291
11	47.993	56.975	31.495	2:16.463	6	45.889	50.765	29.669	2:06.323
12	50.020	1:32.161		2:22.181	7	<b>44.508</b>	51.200	28.814	2:04.522
13	55.730	55.047	32.260	2:23.037	8	45.435	49.404	29.792	2:04.631
					9	45.761	51.726	29.995	2:07.482

*Scott Laing*  
 Chief Timekeeper - Scott Laing

*Mark Hancock*  
 Race Director - Mark Hancock





**Round 5**  
**Murray Bridge - SA**  
**23 June 2024**

**THOR**

**THOR MX1**  
**Moto 2**

Date: 23/06/24  
 Event: R08  
 Weather: Cloudy - Temp: 14.3C  
 Track: Good

Started at: 15:21:04  
 Laps: 25 Min + 1 Lap  
 Starters: 30  
 Posted at: 15:57

**PROVISIONAL SECTOR TIMES**

Lap	Sector 1	Sector 2	Sector 3	Lap Time	Lap	Sector 1	Sector 2	Sector 3	Lap Time
10	44.942	53.227	30.029	2:08.198	14	43.063	47.850	29.070	1:59.983
11	44.510	51.653	31.425	2:07.588	15	43.725	48.710	29.484	2:01.919
12	45.179	51.924	30.144	2:07.247					
13	45.549	52.764	32.802	2:11.115					
14	46.286	52.997	31.619	2:10.902					
<b>174 Sam LARSEN (QLD) (10th)</b>					<b>215 Liam JACKSON (QLD) (11th)</b>				
1	1:14.708	49.239	27.907	2:31.854	1	1:08.031	49.611	28.185	2:25.827
2	44.271	<b>47.691</b>	27.859	1:59.821	2	44.622	<b>47.968</b>	28.017	2:00.607
3	44.003	49.146	<b>27.709</b>	2:00.858	3	43.602	49.130	<b>27.839</b>	2:00.571
4	44.162	48.220	28.118	2:00.500	4	43.670	48.323	28.214	<b>2:00.207</b>
5	<b>43.542</b>	48.630	27.791	1:59.963	5	43.601	48.292	28.491	2:00.384
6	43.583	47.910	27.734	<b>1:59.227</b>	6	<b>43.444</b>	49.102	28.204	2:00.750
7	44.401	48.257	27.936	2:00.594	7	43.835	48.221	28.410	2:00.466
8	43.615	48.464	27.932	2:00.011	8	44.514	49.417	28.684	2:02.615
9	44.817	47.946	28.668	2:01.431	9	44.234	48.810	28.938	2:01.982
10	44.501	49.037	28.946	2:02.484	10	45.590	50.925	28.207	2:04.722
11	43.647	47.912	28.439	1:59.998	11	45.322	50.439	28.438	2:04.199
12	43.580	48.361	28.845	2:00.786	12	44.603	50.301	29.653	2:04.557
13	43.707	49.776	28.872	2:02.355	13	44.954	50.234	29.207	2:04.395
14	44.464	50.159	28.492	2:03.115	14	45.338	49.011	29.035	2:03.384
<b>199 Nathan CRAWFORD (QLD) (4th)</b>					<b>415 Cody SCHAT (QLD) (18th)</b>				
1	1:05.585	45.906	27.097	2:18.588	1	1:15.574	49.980	28.052	2:33.606
2	41.080	46.004	26.419	1:53.503	2	44.633	49.468	<b>28.261</b>	<b>2:02.362</b>
3	41.306	<b>45.504</b>	26.591	<b>1:53.401</b>	3	44.604	<b>49.105</b>	28.850	2:02.559
4	41.240	45.552	27.161	1:53.953	4	<b>44.357</b>	49.562	29.412	2:03.331
5	<b>40.678</b>	46.313	27.230	1:54.221	5	44.783	51.385	29.414	2:05.582
6	41.885	46.181	26.557	1:54.623	6	44.829	50.353	29.326	2:04.508
7	42.837	46.376	<b>26.293</b>	1:55.506	7	44.972	51.047	29.171	2:05.190
8	42.000	46.250	27.148	1:55.398	8	45.309	50.344	30.106	2:05.759
9	42.219	46.880	27.400	1:56.499	9	45.773	51.660	29.474	2:06.907
10	41.940	47.306	27.621	1:56.867	10	46.091	51.135	29.827	2:07.053
11	41.446	46.451	27.242	1:55.139	11	46.156	50.443	29.747	2:06.346
12	41.667	47.306	27.989	1:56.962	12	46.436	51.963	30.727	2:09.126
13	41.549	47.627	28.567	1:57.743	13	46.723	52.461	29.983	2:09.167
					14	45.926	52.175	31.382	2:09.483

\*\*\* Rider 162 (Luke ZIELINSKI (QLD)) - 2 position penalty imposed by Clerk of Course for passing outside track limits \*\*\*

\*\*\* Rider 199 (Nathan CRAWFORD (QLD)) - 1 position penalty imposed by Clerk of Course for exceeding track limits \*\*\*

The results are provisional until the expiration of the time limit for protests and appeals.

*Scott Laing*  
 Chief Timekeeper - Scott Laing

*Mark Hancock*  
 Race Director - Mark Hancock



[www.computime.com.au](http://www.computime.com.au)  
**COMPUTIME RACE TIMING SYSTEMS PTY LTD**





**Round 5**  
**Murray Bridge - SA**  
**23 June 2024**

**THOR**

**THOR MX1**  
**Moto 2**

Date: 23/06/24  
 Event: R08  
 Weather: Cloudy - Temp: 14.3C  
 Track: Good

Started at: 15:21:04  
 Laps: 25 Min + 1 Lap  
 Starters: 30  
 Posted at: 15:57

**PROVISIONAL FASTEST LAPS SEQUENCE**

Lap	Race Pos	No	Name	Machine	Fastest Lap	On Lap
1	1	96	Kyle WEBSTER (VIC)	Honda CRF 450	2:13.697	1
2	1	96	Kyle WEBSTER (VIC)	Honda CRF 450	1:51.114	2
2	2	14	Jed BEATON (VIC)	Yamaha YZF 450	1:49.860	2

\*\*\* Rider 162 (Luke ZIELINSKI (QLD)) - 2 position penalty imposed by Clerk of Course for passing outside track limits \*\*\*

\*\*\* Rider 199 (Nathan CRAWFORD (QLD)) - 1 position penalty imposed by Clerk of Course for exceeding track limits \*\*\*

The results are provisional until the expiration of the time limit for protests and appeals.



*Scott Laing*  
 Chief Timekeeper - Scott Laing

*Mark Hancock*  
 Race Director - Mark Hancock

[www.computime.com.au](http://www.computime.com.au)  
 COMPUTIME RACE TIMING SYSTEMS PTY LTD





Round 5
Murray Bridge - SA
23 June 2024

THOR

THOR MX1
Moto 2

Date: 23/06/24
Event: R08
Weather: Cloudy - Temp: 14.3C
Track: Good

Started at: 15:21:04
Laps: 25 Min + 1 Lap
Starters: 30
Posted at: 15:57

PROVISIONAL LAP SHEET

Table with 15 columns: No, Lap Time, Gap. It is divided into sections for Lap 1, Lap 2, Lap 3, Lap 4, Lap 5, and Lap 6, showing rider numbers, lap times, and gaps.

Signature of Scott Laing
Chief Timekeeper - Scott Laing

Signature of Mark Hancock
Race Director - Mark Hancock





**Round 5**  
**Murray Bridge - SA**  
**23 June 2024**

**THOR**

**THOR MX1**  
**Moto 2**

Date: 23/06/24  
 Event: R08  
 Weather: Cloudy - Temp: 14.3C  
 Track: Good

Started at: 15:21:04  
 Laps: 25 Min + 1 Lap  
 Starters: 30  
 Posted at: 15:57

**PROVISIONAL LAP SHEET**

No	Lap Time	Gap	No	Lap Time	Gap	No	Lap Time	Gap	No	Lap Time	Gap	No	Lap Time	Gap
81	1:57.777	45.621	162	2:00.933	1:02.521	45	1:59.881	1:14.026	49	2:01.643	1:25.214	215	2:04.722	1:36.843
38	1:59.977	53.682	84	2:00.961	1:04.695	215	2:02.615	1:15.501	174	2:01.431	1:25.365	<b>Lap 11</b>		
162	2:00.339	54.512	215	2:00.466	1:06.280	49	2:00.772	1:16.539	23	1:59.809	1:26.265			
84	2:01.444	56.658	45	1:59.228	1:07.539	174	2:00.011	1:16.902	<b>Lap 10</b>			96	1:53.071	
215	2:00.750	58.738	49	2:01.026	1:09.161	23	1:59.787	1:19.424				14	1:52.366	2.323
49	2:02.584	1:01.059	174	2:00.594	1:10.285	70	2:01.510	1:46.181	96	1:52.394		70	2:02.967	1 lap
45	2:00.392	1:01.235	23	1:59.298	1:13.031	415	2:05.759	1:46.971	14	1:52.366	2.323	415	2:07.053	1 lap
174	1:59.227	1:02.615	415	2:05.190	1:34.606	168	2:04.631	1:48.538	70	2:05.514	1 lap	168	2:08.198	1 lap
23	1:57.560	1:06.657	168	2:04.522	1:37.301	<b>Lap 9</b>			415	2:06.907	1 lap	199	1:55.139	33.339
415	2:04.508	1:22.340	70	2:02.020	1:38.065				96	1:52.968		168	2:07.482	1 lap
168	2:06.323	1:25.703	88	2:08.043	1:45.499	14	1:53.235	2.351	88	2:09.051	1 lap	5	1:57.711	40.579
70	2:00.995	1:28.969	40	2:05.683	1:47.405	88	2:08.303	1 lap	40	2:08.165	1 lap	88	2:10.638	1 lap
88	2:10.447	1:30.380	29	2:09.594	1:48.740	40	2:08.958	1 lap	29	2:09.232	1 lap	29	2:09.916	1 lap
29	2:07.558	1:32.070	<b>Lap 8</b>			29	2:09.013	1 lap	199	1:56.867	31.271	9	1:57.449	48.594
40	2:07.607	1:34.646				96	1:53.394		32	2:08.537	1 lap	32	2:09.401	1 lap
32	2:06.255	1:38.198	32	2:08.926	1 lap	199	1:56.499	26.798	5	1:57.191	35.939	32	2:12.133	1 lap
119	2:06.843	1:39.940	14	1:52.595	2.084	82	2:09.306	1 lap	9	1:57.192	44.216	24	2:01.371	1:03.281
98	2:07.447	1:46.253	98	2:09.642	1 lap	98	2:11.230	1 lap	82	2:10.498	1 lap	82	2:11.779	1 lap
82	2:09.621	1:46.300	82	2:11.335	1 lap	5	1:56.781	31.142	47	1:57.514	46.155	8	2:00.749	1:11.203
86	2:08.474	1:48.850	86	2:13.638	1 lap	86	2:10.474	1 lap	98	2:15.135	1 lap	98	2:14.617	1 lap
<b>Lap 7</b>			199	1:55.398	23.267	9	1:56.458	39.418	86	2:12.373	1 lap	86	2:12.750	1 lap
			96	1:52.924		119	2:32.234	1 lap	47	1:59.357	41.035	24	1:57.616	54.981
14	1:52.215	2.883	5	1:59.528	27.329	47	1:59.357	41.035	119	2:10.422	1 lap	81	2:02.345	1:21.119
31	2:12.223	1 lap	31	2:12.509	1 lap	119	2:11.178	1 lap	8	2:00.287	1:03.525	31	2:12.128	1 lap
33	2:15.832	1 lap	24	1:55.398	30.984	31	2:11.625	1 lap	31	2:11.303	1 lap	162	2:02.396	1:34.702
5	1:55.334	21.195	47	1:56.493	34.646	24	2:11.743	49.759	81	2:01.333	1:11.845	174	1:59.998	1:42.382
199	1:55.506	21.263	9	1:56.114	35.928	8	1:58.747	55.632	33	2:12.570	1 lap	38	2:04.686	1:45.406
24	1:55.552	28.980	33	2:14.303	1 lap	33	2:14.625	1 lap	162	2:01.158	1:25.377	23	2:02.733	1:45.699
47	1:54.680	31.547	8	1:57.543	49.853	81	1:59.393	1:02.906	84	2:05.124	1:31.043	49	2:03.751	1:47.422
9	1:54.260	33.208	81	1:58.703	56.481	162	2:00.456	1:16.613	38	2:04.923	1:33.791	45	2:05.590	1:47.662
8	1:57.699	45.704	162	1:59.998	1:09.125	84	1:59.690	1:18.313	45	2:03.796	1:35.143	215	2:04.199	1:47.971
81	1:58.475	51.172	38	2:01.936	1:10.021	38	2:04.209	1:21.262	174	2:02.484	1:35.455	<b>Lap 12</b>		
38	2:00.721	1:01.479	84	2:00.290	1:11.591	45	2:02.683	1:23.741	23	2:02.166	1:36.037			
						215	2:01.982	1:24.515	49	2:03.922	1:36.742	96	1:51.539	

*Scott Laing*  
 Chief Timekeeper - Scott Laing

*Mark Hancock*  
 Race Director - Mark Hancock



[www.computime.com.au](http://www.computime.com.au)  
**COMPUTIME RACE TIMING SYSTEMS PTY LTD**





**Round 5**  
**Murray Bridge - SA**  
**23 June 2024**

**THOR**

**THOR MX1**  
**Moto 2**

Date: 23/06/24  
 Event: R08  
 Weather: Cloudy - Temp: 14.3C  
 Track: Good

Started at: 15:21:04  
 Laps: 25 Min + 1 Lap  
 Starters: 30  
 Posted at: 15:57

**PROVISIONAL LAP SHEET**

No	Lap Time	Gap	No	Lap Time	Gap	No	Lap Time	Gap	No	Lap Time	Gap
33	2:24.855	2 laps	70	2:08.009	1 lap	5	1:59.250	55.048	415	2:09.483	1 lap
14	1:53.054	4.213	199	1:57.743	41.386	9	1:58.301	1:01.037	168	2:10.902	1 lap
70	2:03.792	1 lap	5	2:00.012	50.158	47	1:57.658	1:02.077	24	2:05.901	1:37.570
84	2:43.649	1 lap	415	2:09.126	1 lap	415	2:09.167	1 lap	88	2:09.675	1 lap
415	2:06.346	1 lap	168	2:07.247	1 lap	168	2:11.115	1 lap	40	2:09.226	1 lap
199	1:56.962	38.762	9	1:56.853	57.096	88	2:09.152	1 lap	8	2:03.989	1:44.409
168	2:07.588	1 lap	47	1:56.351	58.779	24	2:03.165	1:28.333	29	2:09.465	1 lap
5	1:56.225	45.265	88	2:09.319	1 lap	40	2:09.679	1 lap	81	2:04.990	2:01.435
9	1:58.307	55.362	40	2:09.454	1 lap	29	2:11.259	1 lap	32	2:16.399	1 lap
47	1:58.020	57.547	29	2:09.100	1 lap	8	2:03.999	1:37.084			
88	2:07.985	1 lap	24	2:00.596	1:19.528	32	2:12.872	1 lap			
40	2:12.075	1 lap	8	2:01.500	1:27.445	81	2:05.406	1:53.109			
29	2:09.705	1 lap	32	2:11.509	1 lap						
32	2:11.053	1 lap	84	2:54.360	1 lap	<b>Lap 15</b>					
24	2:02.309	1:14.051	82	2:11.167	1 lap	96	1:56.664				
8	2:01.400	1:21.064	81	2:04.164	1:42.063	82	2:15.726	2 laps			
82	2:09.298	1 lap	119	2:07.831	1 lap	14	1:56.470	5.926			
81	2:03.438	1:33.018	86	2:12.927	1 lap	162	2:04.129	1 lap			
86	2:13.395	1 lap				174	2:03.115	1 lap			
98	2:16.463	1 lap	<b>Lap 14</b>			119	2:15.933	2 laps			
119	2:10.057	1 lap	96	1:54.360		86	2:14.809	2 laps			
31	2:11.186	1 lap	162	2:05.068	1 lap	31	2:12.512	2 laps			
162	2:03.170	1:46.333	174	2:02.355	1 lap	215	2:03.384	1 lap			
174	2:00.786	1:51.629	14	1:56.161	6.120	38	2:06.177	1 lap			
<b>Lap 13</b>			31	2:11.939	2 laps	45	2:03.950	1 lap			
96	1:55.119		98	2:22.181	2 laps	98	2:23.037	2 laps			
38	2:04.433	1 lap	38	2:05.977	1 lap	23	2:27.067	1 lap			
23	2:05.140	1 lap	215	2:04.395	1 lap	199	2:01.919	52.264			
14	1:55.225	4.319	23	2:07.105	1 lap	70	2:01.939	1 lap			
49	2:03.779	1 lap	45	2:05.579	1 lap	49	2:09.956	1 lap			
215	2:04.557	1 lap	49	2:35.650	1 lap	5	2:01.750	1:00.134			
45	2:07.103	1 lap	199	1:59.983	47.009	9	1:58.640	1:03.013			
33	2:17.625	2 laps	33	2:19.442	2 laps	47	2:00.048	1:05.461			
			70	2:05.403	1 lap	33	2:16.220	2 laps			

\*\*\* Rider 162 (Luke ZIELINSKI (QLD)) - 2 position penalty imposed by Clerk of Course for passing outside track limits \*\*\*

\*\*\* Rider 199 (Nathan CRAWFORD (QLD)) - 1 position penalty imposed by Clerk of Course for exceeding track limits \*\*\*

The results are provisional until the expiration of the time limit for protests and appeals.

*Scott Laing*  
 Chief Timekeeper - Scott Laing

*Mark Hancock*  
 Race Director - Mark Hancock



[www.computime.com.au](http://www.computime.com.au)  
 COMPUTIME RACE TIMING SYSTEMS PTY LTD





**Round 5**  
**Murray Bridge - SA**  
**23 June 2024**

**THOR**

**THOR MX1**  
**Moto 2**

Date: 23/06/24  
 Event: R08  
 Weather: Cloudy - Temp: 14.3C  
 Track: Good

Started at: 15:21:04  
 Laps: 25 Min + 1 Lap  
 Starters: 30  
 Posted at: 15:57

**PROVISIONAL LAP CHART**

Name	Grid	1	2	3	4	5	6	7	8	9	10	11	12	13	14	15	Name
J. BEATON	11	66	66	66	66	66	66	66	66	66	66	66	66	66	66	66	K. WEBSTER
K. WEBSTER	96	5	14	14	14	14	14	14	14	14	14	14	14	14	14	14	J. BEATON
L. CLOUT	4	14	5	5	5	5	199	5	199	199	199	199	199	199	199	199	N. CRAWFORD
M. MOSS	102	24	199	199	199	199	5	199	5	5	5	5	5	5	5	5	K. GIBBS
B. METCALFE	24	199	24	24	24	24	24	24	24	9	9	9	9	9	9	9	L. VAN BERKEL
N. CRAWFORD	199	81	47	47	47	47	47	47	47	47	47	47	47	47	47	47	T. WATERS
L. VAN BERKEL	9	47	9	9	9	9	9	9	9	24	24	24	24	24	24	24	B. METCALFE
T. WATERS	47	9	81	28	8	8	8	8	8	8	8	8	8	8	8	8	Z. WATSON
K. GIBBS	5	23	23	8	81	81	81	81	81	81	81	81	81	81	81	81	J. EVANS
Z. WATSON	8	38	8	81	38	38	38	38	162	162	162	162	162	162	162	162	L. ZIELINSKI
L. ROGERS	28	8	38	38	84	162	162	162	38	84	84	174	174	174	174	174	S. LARSEN
J. EVANS	81	215	215	84	162	84	84	84	84	38	38	38	38	38	38	215	L. JACKSON
B. OGNENIS	38	168	84	162	215	215	215	215	45	45	45	23	23	215	38	38	B. OGNENIS
S. WARD	84	84	162	215	49	49	49	45	215	215	174	49	49	23	45	45	J. DARROCH
L. JACKSON	215	162	168	49	45	45	45	49	49	49	23	45	215	45	23	45	L. ROGERS
L. ZIELINSKI	162	88	49	45	174	174	174	174	174	174	49	215	45	49	70	70	B. NOVAK
C. O'LOAN	49	49	45	168	168	23	23	23	23	23	215	70	70	70	49	49	C. O'LOAN
B. NOVAK	70	45	174	174	23	415	415	415	70	70	70	84	415	415	415	415	C. SCHAT
J. DARROCH	45	174	88	88	415	168	168	168	415	415	415	415	168	168	168	168	Z. DUNLOP
S. LARSEN	174	40	415	415	88	88	70	70	168	168	168	168	88	88	88	88	R. FUCSKO
C. HOLROYD	28	415	40	40	29	29	88	88	88	88	40	88	40	40	40	40	K. ORCHARD
E. WIESE	82	82	29	29	40	40	29	40	40	40	88	40	29	29	29	29	N. GROTHUES
N. GROTHUES	29	29	82	82	32	70	40	29	29	29	29	29	32	32	32	32	J. CIGLIANO
Z. DUNLOP	168	32	32	32	82	32	32	32	32	32	32	32	84	82	82	82	E. WIESE
C. SCHAT	415	98	119	119	119	119	119	98	82	82	82	82	82	82	119	119	C. KREZLIK
K. ORCHARD	40	119	98	98	70	82	98	82	98	98	98	86	119	86	86	86	J. KIPPS
J. CIGLIANO	32	31	31	86	98	98	82	86	86	86	86	98	86	86	31	31	J. DAVISON
B. WALDON	98	86	86	31	86	86	86	119	119	119	119	119	31	98	98	98	B. WALDON
J. KIPPS	86	83	33	70	31	31	31	31	31	31	31	31	98	33	33	33	J. SIMPSON
C. KREZLIK	119	70	70	33	33	33	33	33	33	33	33	33	33	33	33	33	
R. FUCSKO	88																
J. DAVISON	31																
A. BRIDGEFORD	46																A. BRIDGEFORD
J. SIMPSON	33																

\*\*\* Rider 162 (Luke ZIELINSKI (QLD)) - 2 position penalty imposed by Clerk of Course for passing outside track limits \*\*\*

\*\*\* Rider 199 (Nathan CRAWFORD (QLD)) - 1 position penalty imposed by Clerk of Course for exceeding track limits \*\*\*

The results are provisional until the expiration of the time limit for protests and appeals.

*Scott Laing*  
 Chief Timekeeper - Scott Laing

*Mark Hancock*  
 Race Director - Mark Hancock



[www.computime.com.au](http://www.computime.com.au)  
 COMPUTIME RACE TIMING SYSTEMS PTY LTD





**Round 5**  
**Murray Bridge - SA**  
**23 June 2024**

**THOR**

**THOR MX1**  
**Moto 2**

Date: 23/06/24  
 Event: R08  
 Weather: Cloudy - Temp: 14.3C  
 Track: Good

Started at: 15:21:04  
 Laps: 25 Min + 1 Lap  
 Starters: 30  
 Posted at: 15:57


**PROVISIONAL BEST SECTOR TIMES**

Sector 1			Sector 2			Sector 3			Lap	
Pos	Name	Time	Name	Time	Name	Time	Name	Ideal	Fastest	
1	J. BEATON	39.783	J. BEATON	43.922	J. BEATON	25.861	J. BEATON	1:49.566	1:49.860	
2	K. WEBSTER	39.788	K. WEBSTER	44.309	K. WEBSTER	25.878	K. WEBSTER	1:49.975	1:50.865	
3	N. CRAWFORD	40.678	K. GIBBS	45.410	N. CRAWFORD	26.293	N. CRAWFOR	1:52.475	1:53.401	
4	K. GIBBS	41.193	N. CRAWFORD	45.504	Z. WATSON	26.662	K. GIBBS	1:53.289	1:53.341	
5	T. WATERS	41.233	L. VAN BERKEL	45.649	K. GIBBS	26.686	L. VAN BERK	1:53.910	1:54.260	
6	B. METCALFE	41.336	B. METCALFE	45.833	T. WATERS	26.821	T. WATERS	1:53.930	1:54.680	
7	L. VAN BERKEL	41.421	T. WATERS	45.876	L. ROGERS	26.840	B. METCALFE	1:54.340	1:54.782	
8	L. ROGERS	41.961	Z. WATSON	46.303	L. VAN BERKEL	26.840	Z. WATSON	1:55.194	1:56.416	
9	J. EVANS	42.032	L. ROGERS	46.686	C. O'LOAN	27.133	L. ROGERS	1:55.487	1:56.436	
10	Z. WATSON	42.229	L. ZIELINSKI	47.432	B. METCALFE	27.171	J. EVANS	1:57.432	1:57.777	
11	J. DARROCH	42.544	J. EVANS	47.599	B. NOVAK	27.314	S. WARD	1:57.809	1:57.983	
12	B. OGNENIS	42.569	S. LARSEN	47.691	S. WARD	27.370	J. DARROCH	1:57.869	1:59.215	
13	S. WARD	42.585	J. DARROCH	47.830	J. DARROCH	27.495	L. ZIELINSKI	1:57.880	1:58.427	
14	L. ZIELINSKI	42.914	S. WARD	47.854	L. ZIELINSKI	27.534	B. OGNENIS	1:58.286	1:58.515	
15	B. NOVAK	43.120	B. NOVAK	47.874	B. OGNENIS	27.652	B. NOVAK	1:58.308	1:58.837	
16	L. JACKSON	43.444	L. JACKSON	47.968	S. LARSEN	27.709	S. LARSEN	1:58.942	1:59.227	
17	S. LARSEN	43.542	B. OGNENIS	48.065	J. EVANS	27.801	C. O'LOAN	1:58.994	1:59.010	
18	C. O'LOAN	43.550	C. O'LOAN	48.311	L. JACKSON	27.839	L. JACKSON	1:59.251	2:00.207	
19	J. CIGLIANO	44.066	C. SCHAT	49.105	Z. DUNLOP	28.123	C. SCHAT	2:01.723	2:02.362	
20	R. FUCSKO	44.160	Z. DUNLOP	49.191	C. SCHAT	28.261	Z. DUNLOP	2:01.822	2:01.913	
21	K. ORCHARD	44.221	K. ORCHARD	49.718	R. FUCSKO	28.477	K. ORCHARD	2:02.770	2:04.671	
22	C. SCHAT	44.357	N. GROTHUES	49.932	B. WALDON	28.748	R. FUCSKO	2:03.036	2:03.288	
23	Z. DUNLOP	44.508	C. KREZLIK	50.112	K. ORCHARD	28.831	J. CIGLIANO	2:03.519	2:04.603	
24	N. GROTHUES	44.718	R. FUCSKO	50.399	J. CIGLIANO	28.833	N. GROTHUE	2:03.597	2:03.927	
25	E. WIESE	45.441	E. WIESE	50.468	N. GROTHUES	28.947	C. KREZLIK	2:05.009	2:05.105	
26	J. KIPPS	45.524	J. KIPPS	50.496	C. KREZLIK	28.996	E. WIESE	2:05.023	2:06.169	
27	B. WALDON	45.828	J. CIGLIANO	50.620	E. WIESE	29.114	J. KIPPS	2:05.151	2:05.151	
28	C. KREZLIK	45.901	B. WALDON	51.131	J. KIPPS	29.131	B. WALDON	2:05.707	2:05.835	
29	J. DAVISON	46.390	J. DAVISON	51.614	J. DAVISON	29.268	J. DAVISON	2:07.272	2:07.500	
30	J. SIMPSON	46.786	J. SIMPSON	51.741	J. SIMPSON	29.991	J. SIMPSON	2:08.518	2:08.662	

\*\*\* Rider 162 (Luke ZIELINSKI (QLD)) - 2 position penalty imposed by Clerk of Course for passing outside track limits \*\*\*

\*\*\* Rider 199 (Nathan CRAWFORD (QLD)) - 1 position penalty imposed by Clerk of Course for exceeding track limits \*\*\*

The results are provisional until the expiration of the time limit for protests and appeals.

  
 Chief Timekeeper - Scott Laing

  
 Race Director - Mark Hancock



[www.computime.com.au](http://www.computime.com.au)  
**COMPUTIME RACE TIMING SYSTEMS PTY LTD**







**Round 5**  
**Murray Bridge - SA**  
**23 June 2024**

# THOR

## THOR MX1 PROVISIONAL ROUND POINTS

### THOR MX1

Pos	No	Name	Machine	Rnd 5 Moto 1	Rnd 5 Moto 2	Total
1	96	Kyle WEBSTER	Honda	25	25	50
2	14	Jed BEATON	Yamaha	22	22	44
3	5	Kirk GIBBS	GasGas	20	20	40
4	199	Nathan CRAWFORD	KTM	16	18	34
5	24	Brett METCALFE	Kawasaki	18	14	32
6	9	Lars VAN BERKEL	Honda	14	16	30
7	47	Todd WATERS	Husqvarna	15	15	30
8	8	Zachary WATSON	Husqvarna	12	13	25
9	81	Joel EVANS	Yamaha	13	12	25
10	174	Sam LARSEN	Yamaha	10	11	21
11	23	Levi ROGERS	Beta	11	6	17
12	45	John DARROCH	Yamaha	9	7	16
13	162	Luke ZIELINSKI	Husqvarna	5	9	14
14	38	Bryce OGNENIS	KTM	6	8	14
15	215	Liam JACKSON	GasGas	3	10	13
16	70	Ben NOVAK	Honda	7	5	12
17	84	Siegah WARD	Honda	8		8
18	415	Cody SCHAT	KTM	4	3	7
19	49	Cody O'LOAN	Honda	2	4	6
20	168	Zhane DUNLOP	KTM		2	2
21	88	Riley FUCSKO	KTM		1	1
22	40	Kye ORCHARD	Yamaha	1		1

  
Chief Timekeeper - Scott Laing

  
Race Director - Mark Hancock



[www.computime.com.au](http://www.computime.com.au)  
COMPUTIME RACE TIMING SYSTEMS PTY LTD





**Round 5**  
**Murray Bridge - SA**  
**23 June 2024**

**THOR**

**THOR MX1**

**PROVISIONAL PROGRESSIVE CHAMPIONSHIP POINTS**

**THOR MX1**

Pos	No	Name	Machine	Rnd 1 Wonth	Rnd 2 Horsh	Rnd 3 Gillm	Rnd 4 Maitl	Rnd 5 Moto 1	Rnd 5 Moto 2	Total
1	96	Kyle WEBSTER	Honda	50	36	50	66	25	25	252
2	14	Jed BEATON	Yamaha	44	47	44	66	22	22	245
3	199	Nathan CRAWFORD	KTM	32	47	32	65	16	18	210
4	5	Kirk GIBBS	GasGas	26	36	32	54	20	20	188
5	47	Todd WATERS	Husqvarna	27	25	36	44	15	15	162
6	24	Brett METCALFE	Kawasaki	26	28	26	41	18	14	153
7		Luke CLOUT	Kawasaki	31	33	30	52			146
8	8	Zachary WATSON	Husqvarna	21	21	18	39	12	13	124
9	81	Joel EVANS	Yamaha	20	20	20	33	13	12	118
10		Dean FERRIS	Yamaha	38	30	36				104
11		Wilson TODD	Honda	36	28					64
12	162	Luke ZIELINSKI	Husqvarna	14	5		29	5	9	62
13	38	Bryce OGNENIS	KTM	6	15	3	24	6	8	62
14		Cooper HOLROYD	Yamaha	15	14	17	13			59
15	84	Siegah WARD	Honda	13	10	14	6	8		51
16	23	Levi ROGERS	Beta	3	16	11	1	11	6	48
17	49	Cody O'LOAN	Honda	7	5	10	9	2	4	37
18		Dylan WOOD	Honda		15	22				37
19	174	Sam LARSEN	Yamaha	2	3	9		10	11	35
20	45	John DARROCH	Yamaha	13		5		9	7	34
21	215	Liam JACKSON	GasGas			7	13	3	10	33
22	9	Lars VAN BERKEL	Honda					14	16	30
23		Connor ROSSANDICH	KTM		3	9	14			26
24		Bailey MALKIEWICZ	Yamaha				24			24
25	70	Ben NOVAK	Honda				9	7	5	21
26		Blake FOX	KTM				20			20
27		Matt MOSS	GasGas				20			20
28		Jyle CAMPBELL	Husqvarna				19			19
29		Ricky LATIMER	Yamaha	13						13
30	415	Cody SCHAT	KTM			3		4	3	10
31		Robbie MARSHALL	Husqvarna	1		7	1			9
32		Braeden KREBS	Yamaha		4					4
33		Lochie LATIMER	Yamaha	3						3
34	168	Zhane DUNLOP	KTM						2	2
35	40	Kye ORCHARD	Yamaha		1			1		2
36	88	Riley FUCSKO	KTM						1	1
37		Harrison FOSTER	Kawasaki				1			1
38		Joel PHILLIPS	Husqvarna	1						1
39		Navrin GROTHUES	Yamaha			1				1

*Scott Laing*  
 Chief Timekeeper - Scott Laing

*Mark Hancock*  
 Race Director - Mark Hancock



[www.computime.com.au](http://www.computime.com.au)  
**COMPUTIME RACE TIMING SYSTEMS PTY LTD**





**Round 5**  
**Murray Bridge - SA**  
**23 June 2024**

**THOR**

**THOR MX1**  
**Moto 2**

Date: 23/06/24  
 Event: R08  
 Weather: Cloudy - Temp: 14.3C  
 Track: Good

Started at: 15:21:04  
 Laps: 25 Min + 1 Lap  
 Starters: 30  
 Posted at: 15:57

**PROVISIONAL RACE INFORMATION**

Time	Description
15:16:05	SIGHTING LAP STARTED
15:21:04	Event Start
15:21:24	Rider 5 (Kirk GIBBS) HOLE SHOT
15:26:39	Rider 199 (Nathan CRAWFORD) 1 POSITION PENALTY - COURSE CUTTING
15:32:13	Rider 162 (Luke ZIELINSKI) 2 POSITION PENALTY - COURSE CUTTING
15:49:36	Chequered Flag
15:51:49	Event Finish

\*\*\* Rider 162 (Luke ZIELINSKI (QLD)) - 2 position penalty imposed by Clerk of Course for passing outside track limits \*\*\*

\*\*\* Rider 199 (Nathan CRAWFORD (QLD)) - 1 position penalty imposed by Clerk of Course for exceeding track limits \*\*\*

The results are provisional until the expiration of the time limit for protests and appeals.



*Scott Laing*  
 Chief Timekeeper - Scott Laing

*Mark Hancock*  
 Race Director - Mark Hancock

[www.computime.com.au](http://www.computime.com.au)  
 COMPUTIME RACE TIMING SYSTEMS PTY LTD

