



Round 6
Toowoomba - Qld
21 July 2024



PIRELLI MX2
Practice/Qualifying

Date: **21/07/24**
Event: **Q01**
Weather: **Sunny/Windy - Temp: 5.0C**
Track: **Good**


Started at: **08:00:05**
Laps: **20 Min**
Starters: **33**
Posted at: **8:29 AM**

PROVISIONAL CLASSIFICATION

Pos	No	Name	Machine	Fastest Lap	On Lap	Behind Leader	Behind Prev
1	86	Reid TAYLOR (NSW) / Empire Kawasaki	Kawasaki KX 250	1:56.730	7 of 8		
2	16	Kaleb BARHAM (QLD) / Yamalube Yamaha Racing	Yamaha YZF 250	1:56.756	7 of 8	.026	.026
3	88	Brodie CONNOLLY (VIC) / Polyfor Honda Racing	Honda CRF 250	1:57.444	5 of 9	.714	.688
4	66	Kayden MINEAR (WA) / KTM Race Team / Motorex / Choice Susp. / Fox Australia / Oakley / BerrySweet	KTM SXF 250	1:58.187	8 of 8	1.457	.743
5	28	Cambell WILLIAMS (QLD) / Moto Go Yamaha Racing Team / 00 Elite Rider Training / Thor MX / Pirelli	Yamaha YZF 250	1:58.510	8 of 9	1.780	.323
6	22	Rhys BUDD (QLD) / Raceline Husqvarna Tdub Racing	Husqvarna FC 250	1:58.735	6 of 10	2.005	.225
7	11	Jack MATHER (QLD) / Raceline Perform. / Husqvarna M-c / TDUB / Maxxis / Motorex / WP Susp.	Husqvarna FC 250	1:59.239	6 of 9	2.509	.504
8	29	Noah FERGUSON (QLD) / Boost Mobile Honda Racing	Honda CRF 250	1:59.584	7 of 9	2.854	.345
9	60	Brock FLYNN (WA) / Rising M-sports / Husqvarna / APO / Forth / Fist / Dritimes / Dixon / ATR	Husqvarna FC 250	1:59.862	8 of 9	3.132	.278
10	5	Alex LARWOOD (SA) / Honda Genuine Froth Honda Racing	Honda CRF 250	2:00.139	6 of 9	3.409	.277
11	386	Haruki YOKOYAMA (VIC) / Honda Japan / Dunlop / Showa / Fox Australia	Honda CRF 250	2:00.194	7 of 8	3.464	.055
12	21	Ryder KINGSFORD (NSW) / Yamalube Yamaha Racing	Yamaha YZF 250	2:00.764	6 of 8	4.034	.570
13	108	James SCOTT (QLD) / Alitherm Window Systems / Yamaha Motor NZ / JCR / Hughes T-port / Yamalube	Yamaha YZF 250	2:00.907	7 of 9	4.177	.143
14	7	Jayce COSFORD (QLD) / Yamalube Yamaha Racing	Yamaha YZF 250	2:01.173	7 of 9	4.443	.266
15	6	Byron DENNIS (NSW) / GASGAS Australia	GasGas MC 250	2:01.243	8 of 9	4.513	.070
16	185	Ryley FITZPATRICK (QLD)	Kawasaki KX 250	2:01.608	5 of 8	4.878	.365
17	275	Travis OLANDER (NSW) / Rising M-sports / Husqvarna / APO / Dritimes / Fist / Forth / Dixon / KMX	Husqvarna FC 250	2:01.676	6 of 9	4.946	.068
18	75	Jack KUKAS (QLD) / Brisbane M-c / Shephard T-port Equip. / Wearelusty / 00Elite Rider Training	Husqvarna FC 250	2:01.906	8 of 9	5.176	.230
19	196	Wilson GREINER-DAISH (VIC) / Elliot Brothers Bendigo	GasGas MC 250	2:03.495	7 of 9	6.765	1.589
20	79	Jacob SWEET (VIC) / BLS Suspension / Alpine M-c / Colour Change Painting / Leatt / Pirelli / Motul	Yamaha YZF 250	2:03.655	5 of 9	6.925	.160
21	41	Curtis KING (NZ) / Alpinestars / Moto 1 M-c / 100% / Perilli / Akrapovic / Albek / Honda Oil	Honda CRF 250	2:03.667	7 of 7	6.937	.012
22	110	Rian KING (NZ) / Moto 1 M-cycles / Honda Oil / Alpinestars / 100% / Albek / Pirelli / Martix	Honda CRF 250	2:03.931	8 of 9	7.201	.264
23	38	Thynan KEAN (VIC) / Race Ready Suspension / Elliott Brothers / The Underclass / Prime Design	GasGas MC 250	2:03.989	9 of 9	7.259	.058
24	118	Mitchell NORRIS (SA) / Go24 Get Outdoors Penrite Oil Team Green	Kawasaki KX 250	2:05.147	9 of 9	8.417	1.158
25	43	Mackenzie O'BREE (VIC) / Elliott Brothers GasGas / Mallee Physio / Fox Racing / Fury Engines	GasGas MC 250	2:05.198	5 of 8	8.468	.051
26	19	Connar ADAMS (VIC) / Winner M-c / Peter Stevens M-c / KTM Aust. / Gas Imports / Michelin / Thor	KTM SXF 250	2:10.165	9 of 9	13.435	4.967
27	209	Bryce RODNEY (QLD)	Husqvarna FC 250	2:10.446	8 of 9	13.716	.281
28	51	Luke MILES (QLD) / Wearelusty / Albek / Funnel Webb Filter / Armour Vision / Silkolene	GasGas MC 250	2:14.107	5 of 8	17.377	3.661
29	36	Zane MACKINTOSH (VIC) / Kawasaki Team Green / Gas Imports	Kawasaki KX 250	2:16.043	8 of 8	19.313	1.936
30	122	Macwilliam WALKER (QLD)	Yamaha YZF 250	2:17.075	7 of 8	20.345	1.032
31	612	Tyler WEBBER (QLD) / Woombye Mechanical Rep. / Lucas Civil / Wayne O'Shea Remedial Therapist	KTM SXF 250	2:25.277	6 of 8	28.547	8.202
32	169	Gordon ADRIAN (NSW) / Associated Boiler Inspectors	Yamaha YZF 250	2:25.796	6 of 8	29.066	.519
33	591	Steel ADAMS (QLD) / Motohouse / Applied Co / Apex Tyres / 547 Sports Performance	Yamaha YZF 250	2:25.900	6 of 8	29.170	.104

*** ALL RIDERS QUALIFY ***

The results are provisional until the end of the time limit for protests and appeals.


Chief Timekeeper - Scott Laing


Race Director - Mark Hancock



www.computime.com.au
COMPUTIME RACE TIMING SYSTEMS PTY LTD





Round 6
Toowoomba - Qld
21 July 2024



PIRELLI MX2
Practice/Qualifying

Date: 21/07/24
Event: Q01
Weather: Sunny/Windy - Temp: 5.0C
Track: Good


Started at: 08:00:05
Laps: 20 Min
Starters: 33
Posted at: 8:29 AM

PROVISIONAL LAP TIMES

No	Name	Lap 1	Lap 2	Lap 3	Lap 4	Lap 5	Lap 6	Lap 7	Lap 8	Lap 9	Lap 10
5	Alex LARWOOD (SA)	4:20.366	2:11.941	2:08.071	2:49.039	2:00.983	<u>2:00.139</u>	2:17.117	2:00.238	2:19.996	
6	Byron DENNIS (NSW)	4:30.242	2:12.570	2:08.542	3:09.335	2:04.935	2:03.582	2:21.161	<u>2:01.243</u>	2:01.550	
7	Jayce COSFORD (QLD)	3:33.763	2:12.770	2:04.418	2:34.704	2:11.275	2:02.019	<u>2:01.173</u>	2:08.596	2:04.470	
11	Jack MATHER (QLD)	3:30.461	2:03.455	2:04.676	2:16.556	2:22.407	<u>1:59.239</u>	2:02.151	2:26.462	2:11.380	
16	Kaleb BARHAM (QLD)	3:29.250	1:59.749	2:19.057	4:23.170	2:00.192	2:26.429	<u>1:56.756</u>	2:52.310		
19	Connar ADAMS (VIC)	3:42.081	2:16.270	2:13.956	3:08.667	2:13.474	2:20.929	2:16.545	2:13.067	<u>2:10.165</u>	
21	Ryder KINGSFORD (NSW)	4:18.850	2:10.157	2:03.597	3:09.374	2:20.157	<u>2:00.764</u>	2:49.858	2:01.126		
22	Rhys BUDD (QLD)	3:32.224	1:59.299	2:03.945	2:17.180	2:22.557	<u>1:58.735</u>	2:19.226	1:58.780	2:14.724	2:00.027
28	Cambell WILLIAMS (QLD)	3:38.914	2:05.000	2:07.336	2:25.748	2:06.826	1:59.318	2:16.544	<u>1:58.510</u>	2:11.108	
29	Noah FERGUSON (QLD)	3:50.901	2:09.514	2:04.403	3:12.540	1:59.693	2:01.287	<u>1:59.584</u>	2:00.898	2:36.145	
36	Zane MACKINTOSH (VIC)	4:07.757	2:31.304	2:18.660	3:45.211	2:17.070	2:29.248	2:45.561	<u>2:16.043</u>		
38	Thynan KEAN (VIC)	3:43.780	2:12.865	2:09.092	2:21.827	2:20.101	2:05.056	2:20.208	2:13.220	<u>2:03.989</u>	
41	Curtis KING (NZ)	4:09.696	3:31.670	4:12.203	2:03.910	2:54.781	2:29.047	<u>2:03.667</u>			
43	Mackenzie O'BREE (VIC)	3:55.268	2:18.675	2:19.838	3:09.021	<u>2:05.198</u>	2:23.617	2:05.958	3:02.704		
51	Luke MILES (QLD)	3:51.589	2:10.869	2:26.243	2:55.026	<u>2:14.107</u>	2:28.034	2:47.986	2:28.802		
60	Brock FLYNN (WA)	3:35.974	2:06.052	2:07.214	2:30.464	2:11.253	2:00.499	2:17.742	<u>1:59.862</u>	2:14.791	
66	Kayden MINEAR (WA)	3:49.002	2:05.167	5:18.471	1:58.504	2:16.379	2:11.813	2:38.842	<u>1:58.187</u>		
75	Jack KUKAS (QLD)	3:41.269	2:07.008	2:07.568	3:36.557	2:02.879	2:20.133	2:02.088	<u>2:01.906</u>	2:02.008	
79	Jacob SWEET (VIC)	4:10.170	2:08.019	2:12.001	2:18.476	<u>2:03.655</u>	2:04.248	2:41.740	2:03.961	2:44.405	
86	Reid TAYLOR (NSW)	3:45.817	2:03.326	2:20.621	4:25.739	1:58.097	2:13.669	<u>1:56.730</u>	2:16.535		
88	Brodie CONNOLLY (VIC)	4:47.637	2:11.932	2:08.728	2:29.961	<u>1:57.444</u>	2:31.600	2:17.533	1:57.449	2:23.479	
108	James SCOTT (QLD)	3:53.646	2:13.709	2:12.642	2:23.057	2:19.294	2:13.012	<u>2:00.907</u>	2:03.118	2:14.590	
110	Rian KING (NZ)	4:22.635	2:12.335	2:09.312	2:35.000	2:05.205	2:05.304	2:21.884	<u>2:03.931</u>	2:22.852	
118	Mitchell NORRIS (SA)	3:52.809	2:10.680	2:09.086	2:53.915	2:06.081	2:06.711	2:06.769	2:06.382	<u>2:05.147</u>	
122	Macwilliam WALKER (QLD)	3:56.873	2:13.231	2:25.122	3:09.184	2:27.946	2:41.434	<u>2:17.075</u>	2:29.761		
169	Gordon ADRIAN (NSW)	4:12.172	2:38.484	2:37.522	2:36.275	2:37.826	<u>2:25.796</u>	2:55.871	2:25.931		
185	Ryley FITZPATRICK (QLD)	4:39.568	2:43.629	2:13.714	2:14.043	<u>2:01.608</u>	2:23.185	2:02.347	2:53.276		
196	Wilson GREINER-DAISH (VIC)	4:00.165	2:12.769	2:13.114	2:34.974	2:05.498	2:42.784	<u>2:03.495</u>	2:04.580	2:03.603	
209	Bryce RODNEY (QLD)	4:13.374	2:15.978	2:14.057	2:24.777	2:31.167	2:11.534	2:21.830	<u>2:10.446</u>	2:30.936	
275	Travis OLANDER (NSW)	3:45.231	2:05.090	2:05.354	2:14.351	2:09.543	<u>2:01.676</u>	2:03.314	3:11.117	2:02.560	
386	Haruki YOKOYAMA (VIC)	4:24.269	4:00.319	2:20.038	2:57.391	2:03.705	2:10.694	<u>2:00.194</u>	2:00.465		
591	Steel ADAMS (QLD)	4:49.797	2:28.198	2:23.031	3:09.381	2:29.281	<u>2:25.900</u>	2:28.203	3:31.406		
612	Tyler WEBBER (QLD)	4:26.245	2:28.897	2:25.341	2:37.522	2:40.023	<u>2:25.277</u>	2:33.250	2:33.668		

*** ALL RIDERS QUALIFY ***

The results are provisional until the end of the time limit for protests and appeals.


Chief Timekeeper - Scott Laing


Race Director - Mark Hancock





Round 6
Toowoomba - Qld
21 July 2024



PIRELLI MX2
Practice/Qualifying

Date: 21/07/24
Event: Q01
Weather: Sunny/Windy - Temp: 5.0C
Track: Good

Started at: 08:00:05
Laps: 20 Min
Starters: 33
Posted at: 8:29 AM

PROVISIONAL SECTOR TIMES

Lap	Sector 1	Sector 2	Sector 3	Lap Time	Lap	Sector 1	Sector 2	Sector 3	Lap Time
5 Alex LARWOOD (SA) (10th)					1	1:48.756	54.926	45.568	3:29.250
1	2:16.557	1:08.143	55.666	4:20.366	2	32.221	48.656	38.872	1:59.749
2	35.458	53.083	43.400	2:11.941	3	31.188	55.783	52.086	2:19.057
3	32.168	51.256	44.647	2:08.071	4	2:14.551	1:12.064	56.555	4:23.170
4	46.064	1:06.153	56.822	2:49.039	5	31.645	49.100	39.447	2:00.192
5	31.715	49.675	39.593	2:00.983	6	38.855	1:01.430	46.144	2:26.429
6	<u>31.470</u>	49.157	<u>39.512</u>	<u>2:00.139</u>	7	<u>30.897</u>	<u>47.682</u>	<u>38.177</u>	<u>1:56.756</u>
7	36.483	54.963	45.671	2:17.117	8	39.746	1:18.436	54.128	2:52.310
8	31.549	<u>48.957</u>	39.732	2:00.238	19 Connor ADAMS (VIC) (26th)				
9	35.364	52.496	52.136	2:19.996	1	1:53.612	1:01.413	47.056	3:42.081
6 Byron DENNIS (NSW) (15th)					2	35.880	57.572	<u>42.818</u>	2:16.270
1	2:21.776	1:10.270	58.196	4:30.242	3	35.682	55.370	42.904	2:13.956
2	35.315	53.150	44.105	2:12.570	4	46.417	1:26.653	55.597	3:08.667
3	33.240	51.401	43.901	2:08.542	5	34.783	55.809	42.882	2:13.474
4	1:23.330	56.664	49.341	3:09.335	6	33.890	55.010	52.029	2:20.929
5	32.099	51.995	40.841	2:04.935	7	34.406	57.313	44.826	2:16.545
6	32.378	50.963	40.241	2:03.582	8	34.248	54.760	44.059	2:13.067
7	39.450	58.476	43.235	2:21.161	9	<u>33.226</u>	<u>53.205</u>	43.734	<u>2:10.165</u>
8	<u>31.666</u>	49.478	<u>40.099</u>	<u>2:01.243</u>	21 Ryder KINGSFORD (NSW) (12th)				
9	31.717	<u>49.270</u>	40.563	2:01.550	1	2:14.787	1:07.238	56.825	4:18.850
7 Jayce COSFORD (QLD) (14th)					2	34.703	53.199	42.255	2:10.157
1	1:50.429	56.866	46.468	3:33.763	3	32.456	50.697	40.444	2:03.597
2	33.879	56.629	42.262	2:12.770	4	45.504	1:21.311	1:02.559	3:09.374
3	32.487	51.396	40.535	2:04.418	5	<u>30.631</u>	1:01.420	48.106	2:20.157
4	34.482	55.496	1:04.726	2:34.704	6	31.272	<u>49.312</u>	40.180	<u>2:00.764</u>
5	33.623	53.365	44.287	2:11.275	7	40.755	1:06.925	1:02.178	2:49.858
6	31.202	<u>50.326</u>	40.491	2:02.019	8	31.511	50.092	<u>39.523</u>	2:01.126
7	<u>30.967</u>	50.477	<u>39.729</u>	<u>2:01.173</u>	22 Rhys BUDD (QLD) (6th)				
8	34.874	53.044	40.678	2:08.596	1	1:49.705	56.264	46.255	3:32.224
9	31.276	53.298	39.896	2:04.470	2	31.717	48.873	<u>38.709</u>	1:59.299
11 Jack MATHER (QLD) (7th)					3	30.905	50.056	42.984	2:03.945
1	1:48.998	55.683	45.780	3:30.461	4	34.892	54.264	48.024	2:17.180
2	32.727	51.824	<u>38.904</u>	2:03.455	5	37.387	56.720	48.450	2:22.557
3	31.968	51.383	41.325	2:04.676	6	31.081	48.493	39.161	<u>1:58.735</u>
4	35.076	55.092	46.388	2:16.556	7	36.421	55.346	47.459	2:19.226
5	36.837	56.482	49.088	2:22.407	8	<u>30.456</u>	<u>48.300</u>	40.024	1:58.780
6	<u>31.457</u>	<u>48.582</u>	39.200	<u>1:59.239</u>	9	34.826	55.983	43.915	2:14.724
7	32.309	49.811	40.031	2:02.151	10	31.519	48.482	40.026	2:00.027
8	36.720	58.129	51.613	2:26.462	28 Cambell WILLIAMS (QLD) (5th)				
9	32.230	53.367	45.783	2:11.380	1	1:51.771	1:00.554	46.589	3:38.914
16 Kaleb BARHAM (QLD) (2nd)					2	32.483	52.058	40.459	2:05.000

Scott Laing
Chief Timekeeper - Scott Laing

Mark Hancock
Race Director - Mark Hancock





Round 6
Toowoomba - Qld
21 July 2024



PIRELLI MX2
Practice/Qualifying

Date: **21/07/24**
Event: **Q01**
Weather: **Sunny/Windy - Temp: 5.0C**
Track: **Good**

Started at: **08:00:05**
Laps: **20 Min**
Starters: **33**
Posted at: **8:29 AM**

PROVISIONAL SECTOR TIMES

Lap	Sector 1	Sector 2	Sector 3	Lap Time	Lap	Sector 1	Sector 2	Sector 3	Lap Time
3	31.601	52.381	43.354	2:07.336	5	45.043	1:10.285	59.453	2:54.781
4	34.596	58.198	52.954	2:25.748	6	32.191	1:03.481	53.375	2:29.047
5	33.752	51.628	41.446	2:06.826	7	32.508	50.069	41.090	2:03.667
6	31.172	48.836	39.310	1:59.318	43 Mackenzie O'BREE (VIC) (25th)				
7	37.211	55.100	44.233	2:16.544	1	2:01.600	1:04.790	48.878	3:55.268
8	30.758	47.827	39.925	1:58.510	2	37.325	59.371	41.979	2:18.675
9	38.381	52.089	40.638	2:11.108	3	38.973	53.698	47.167	2:19.838
29 Noah FERGUSON (QLD) (8th)					4	45.100	1:23.610	1:00.311	3:09.021
1	1:58.931	1:03.782	48.188	3:50.901	5	32.428	51.443	41.327	2:05.198
2	33.137	54.848	41.529	2:09.514	6	33.927	57.555	52.135	2:23.617
3	33.253	49.320	41.830	2:04.403	7	32.483	52.009	41.466	2:05.958
4	57.439	1:26.397	48.704	3:12.540	8	1:01.708	1:07.876	53.120	3:02.704
5	31.827	49.263	38.603	1:59.693	51 Luke MILES (QLD) (28th)				
6	31.948	48.725	40.614	2:01.287	1	2:03.992	1:00.730	46.867	3:51.589
7	31.718	48.760	39.106	1:59.584	2	34.054	53.799	43.016	2:10.869
8	32.304	48.646	39.948	2:00.898	3	38.812	1:00.771	46.660	2:26.243
9	41.254	57.427	57.464	2:36.145	4	1:08.813	56.941	49.272	2:55.026
36 Zane MACKINTOSH (VIC) (29th)					5	34.316	55.073	44.718	2:14.107
1	2:08.764	1:05.876	53.117	4:07.757	6	34.521	1:00.785	52.728	2:28.034
2	40.449	1:01.844	49.011	2:31.304	7	35.976	1:17.110	54.900	2:47.986
3	34.750	57.426	46.484	2:18.660	8	37.973	58.103	52.726	2:28.802
4	1:58.374	58.756	48.081	3:45.211	60 Brock FLYNN (WA) (9th)				
5	34.086	55.131	47.853	2:17.070	1	1:52.166	57.137	46.671	3:35.974
6	36.566	1:00.929	51.753	2:29.248	2	33.569	51.811	40.672	2:06.052
7	40.627	1:11.458	53.476	2:45.561	3	32.286	51.540	43.388	2:07.214
8	35.601	55.091	45.351	2:16.043	4	34.508	58.098	57.858	2:30.464
38 Thynan KEAN (VIC) (23th)					5	32.952	55.033	43.268	2:11.253
1	1:54.024	1:01.509	48.247	3:43.780	6	31.147	49.890	39.462	2:00.499
2	35.110	55.250	42.505	2:12.865	7	37.088	56.240	44.414	2:17.742
3	33.170	52.202	43.720	2:09.092	8	30.399	49.567	39.896	1:59.862
4	35.227	52.677	53.923	2:21.827	9	36.682	53.643	44.466	2:14.791
5	35.056	55.473	49.572	2:20.101	66 Kayden MINEAR (WA) (4th)				
6	32.583	51.541	40.932	2:05.056	1	1:55.603	1:04.847	48.552	3:49.002
7	38.816	56.597	44.795	2:20.208	2	32.615	51.286	41.266	2:05.167
8	33.428	54.463	45.329	2:13.220	3	3:19.142	1:08.220	51.109	5:18.471
9	32.516	49.974	41.499	2:03.989	4	31.824	48.864	37.816	1:58.504
41 Curtis KING (NZ) (21th)					5	38.929	55.276	42.174	2:16.379
1	2:06.713	1:05.680	57.303	4:09.696	6	31.229	48.468	52.116	2:11.813
2	57.305	53.989	1:40.376	3:31.670	7	50.747	1:04.635	43.460	2:38.842
3	2:10.786	1:01.126	1:00.291	4:12.203	8	31.440	48.716	38.031	1:58.187
4	32.274	51.222	40.414	2:03.910					

Scott Laing
Chief Timekeeper - Scott Laing

Mark Hancock
Race Director - Mark Hancock





Round 6
Toowoomba - Qld
21 July 2024



PIRELLI MX2
Practice/Qualifying

Date: 21/07/24
Event: Q01
Weather: Sunny/Windy - Temp: 5.0C
Track: Good

Started at: 08:00:05
Laps: 20 Min
Starters: 33
Posted at: 8:29 AM

PROVISIONAL SECTOR TIMES

Lap	Sector 1	Sector 2	Sector 3	Lap Time	Lap	Sector 1	Sector 2	Sector 3	Lap Time
75 Jack KUKAS (QLD) (18th)					2	35.888	53.803	44.018	2:13.709
1	1:52.671	1:00.990	47.608	3:41.269	3	32.009	54.719	45.914	2:12.642
2	32.340	53.075	41.593	2:07.008	4	37.392	56.146	49.519	2:23.057
3	32.465	51.443	43.660	2:07.568	5	31.860	1:01.900	45.534	2:19.294
4	1:51.809	57.228	47.520	3:36.557	6	31.406	1:00.348	41.258	2:13.012
5	31.483	50.339	41.057	2:02.879	7	31.432	49.150	40.325	2:00.907
6	41.634	54.661	43.838	2:20.133	8	32.413	49.755	40.950	2:03.118
7	32.389	49.671	40.028	2:02.088	9	37.655	50.969	45.966	2:14.590
8	32.436	49.666	39.804	2:01.906	110 Rian KING (NZ) (22th)				
9	31.798	50.132	40.078	2:02.008	1	2:17.712	1:09.251	55.672	4:22.635
79 Jacob SWEET (VIC) (20th)					2	35.236	53.717	43.382	2:12.335
1	2:16.394	1:02.752	51.024	4:10.170	3	32.526	54.167	42.619	2:09.312
2	33.745	53.048	41.226	2:08.019	4	33.284	1:05.925	55.791	2:35.000
3	33.153	51.993	46.855	2:12.001	5	32.738	51.827	40.640	2:05.205
4	38.083	55.318	45.075	2:18.476	6	31.965	51.678	41.661	2:05.304
5	32.260	51.141	40.254	2:03.655	7	39.503	57.316	45.065	2:21.884
6	32.660	50.224	41.364	2:04.248	8	32.528	50.918	40.485	2:03.931
7	46.380	1:07.369	47.991	2:41.740	9	42.185	54.401	46.266	2:22.852
8	32.665	50.259	41.037	2:03.961	118 Mitchell NORRIS (SA) (24th)				
9	49.765	1:03.270	51.370	2:44.405	1	2:03.282	1:02.869	46.658	3:52.809
86 Reid TAYLOR (NSW) (1st)					2	34.559	53.474	42.647	2:10.680
1	1:56.786	1:01.404	47.627	3:45.817	3	33.239	53.981	41.866	2:09.086
2	32.329	49.865	41.132	2:03.326	4	51.988	1:11.326	50.601	2:53.915
3	32.414	1:03.227	44.980	2:20.621	5	33.331	51.312	41.438	2:06.081
4	2:44.618	56.577	44.544	4:25.739	6	33.832	50.050	42.829	2:06.711
5	31.262	48.166	38.669	1:58.097	7	33.860	51.479	41.430	2:06.769
6	33.447	55.128	45.094	2:13.669	8	34.317	49.887	42.178	2:06.382
7	30.787	47.436	38.507	1:56.730	9	33.375	50.817	40.955	2:05.147
8	37.465	51.025	48.045	2:16.535	122 Macwilliam WALKER (QLD) (30th)				
88 Brodie CONNOLLY (VIC) (3rd)					1	2:05.050	1:02.901	48.922	3:56.873
1	2:27.947	1:17.779	1:01.911	4:47.637	2	33.813	55.253	44.165	2:13.231
2	33.805	53.694	44.433	2:11.932	3	33.637	1:03.329	48.156	2:25.122
3	32.008	52.734	43.986	2:08.728	4	44.948	1:28.109	56.127	3:09.184
4	34.157	1:04.653	51.151	2:29.961	5	34.841	1:01.523	51.582	2:27.946
5	30.478	48.232	38.734	1:57.444	6	40.298	1:06.671	54.465	2:41.434
6	43.112	57.329	51.159	2:31.600	7	34.861	56.911	45.303	2:17.075
7	30.679	1:01.487	45.367	2:17.533	8	34.132	55.957	59.672	2:29.761
8	30.983	48.001	38.465	1:57.449	169 Gordon ADRIAN (NSW) (32th)				
9	43.717	57.532	42.230	2:23.479	1	2:11.827	1:05.672	54.673	4:12.172
108 James SCOTT (QLD) (13th)					2	39.928	1:04.513	54.043	2:38.484
1	2:02.715	1:01.917	49.014	3:53.646	3	36.688	1:08.476	52.358	2:37.522

Scott Laing
Chief Timekeeper - Scott Laing

Mark Hancock
Race Director - Mark Hancock





Round 6
Toowoomba - Qld
21 July 2024



PIRELLI MX2
Practice/Qualifying

Date: **21/07/24**
Event: **Q01**
Weather: **Sunny/Windy - Temp: 5.0C**
Track: **Good**

Started at: **08:00:05**
Laps: **20 Min**
Starters: **33**
Posted at: **8:29 AM**

PROVISIONAL SECTOR TIMES

Lap	Sector 1	Sector 2	Sector 3	Lap Time	Lap	Sector 1	Sector 2	Sector 3	Lap Time	
4	37.738	1:01.739	56.798	2:36.275	2	32.535	51.992	40.563	2:05.090	
5	37.770	1:06.350	53.706	2:37.826	3	32.413	52.038	40.903	2:05.354	
6	37.600	59.261	48.935	2:25.796	4	36.893	52.809	44.649	2:14.351	
7	38.648	1:09.010	1:08.213	2:55.871	5	32.363	50.238	46.942	2:09.543	
8	38.098	59.254	48.579	2:25.931	6	31.262	50.452	39.962	2:01.676	
					7	32.400	50.138	40.776	2:03.314	
					8	1:01.731	1:14.636	54.750	3:11.117	
185 Ryley FITZPATRICK (QLD) (16th)					9	32.156	49.727	40.677	2:02.560	
1	2:24.910	1:17.051	57.607	4:39.568						
2	1:07.984	51.287	44.358	2:43.629						
3	33.622	53.158	46.934	2:13.714						
4	32.721	55.364	45.958	2:14.043	386 Haruki YOKOYAMA (VIC) (11th)	1	2:22.783	1:06.681	54.805	4:24.269
5	32.463	49.567	39.578	2:01.608	2	1:44.736	52.653	1:22.930	4:00.319	
6	42.363	56.190	44.632	2:23.185	3	36.754	54.155	49.129	2:20.038	
7	32.236	49.629	40.482	2:02.347	4	1:20.534	54.693	42.164	2:57.391	
8	50.385	1:13.917	48.974	2:53.276	5	32.494	50.104	41.107	2:03.705	
					6	35.231	55.485	39.978	2:10.694	
					7	31.638	48.801	39.755	2:00.194	
196 Wilson GREINER-DAISH (VIC) (19th)					8	32.351	48.681	39.433	2:00.465	
1	2:00.941	1:09.461	49.763	4:00.165						
2	34.540	56.584	41.645	2:12.769						
3	32.543	54.435	46.136	2:13.114	591 Steel ADAMS (QLD) (33th)	1	2:23.902	1:11.537	1:14.358	4:49.797
4	39.832	1:00.125	55.017	2:34.974	2	38.617	59.797	49.784	2:28.198	
5	31.956	51.933	41.609	2:05.498	3	35.651	1:00.012	47.368	2:23.031	
6	49.681	1:05.281	47.822	2:42.784	4	36.736	59.950	1:32.695	3:09.381	
7	32.452	50.451	40.592	2:03.495	5	38.617	1:00.534	50.130	2:29.281	
8	32.807	50.841	40.932	2:04.580	6	37.663	1:00.162	48.075	2:25.900	
9	32.740	49.517	41.346	2:03.603	7	38.156	1:00.508	49.539	2:28.203	
					8	58.289	2:33.117		3:31.406	
209 Bryce RODNEY (QLD) (27th)										
1	2:18.340	1:03.807	51.227	4:13.374	612 Tyler WEBBER (QLD) (31th)	1	2:19.992	1:08.882	57.371	4:26.245
2	36.204	55.885	43.889	2:15.978	2	38.527	1:00.347	50.023	2:28.897	
3	34.425	55.357	44.275	2:14.057	3	35.153	1:01.199	48.989	2:25.341	
4	40.317	58.790	45.670	2:24.777	4	35.916	1:05.072	56.534	2:37.522	
5	44.713	1:02.952	43.502	2:31.167	5	38.162	1:05.663	56.198	2:40.023	
6	34.091	55.191	42.252	2:11.534	6	37.439	59.196	48.642	2:25.277	
7	40.701	55.198	45.931	2:21.830	7	36.917	1:02.101	54.232	2:33.250	
8	33.737	52.527	44.182	2:10.446	8	35.915	57.797	59.956	2:33.668	
9	44.275	57.884	48.777	2:30.936						
275 Travis OLANDER (NSW) (17th)										
1	1:55.274	1:02.143	47.814	3:45.231						

*** ALL RIDERS QUALIFY ***

The results are provisional until the end of the time limit for protests and appeals.

Scott Laing
Chief Timekeeper - Scott Laing

Mark Hancock
Race Director - Mark Hancock





Round 6
Toowoomba - Qld
21 July 2024



PIRELLI MX2
Practice/Qualifying

Date: 21/07/24
 Event: Q01
 Weather: Sunny/Windy - Temp: 5.0C
 Track: Good


Started at: 08:00:05
 Laps: 20 Min
 Starters: 33
 Posted at: 8:29 AM

PROVISIONAL FASTEST LAPS SEQUENCE

Race Time	No	Name	Machine	Fastest Lap	On Lap
5:28.999	16	Kaleb BARHAM (QLD)	Yamaha YZF 250	1:59.749	2
5:31.523	22	Rhys BUDD (QLD)	Husqvarna FC 250	1:59.299	2
13:11.144	66	Kayden MINEAR (WA)	KTM SXF 250	1:58.504	4
13:35.702	88	Brodie CONNOLLY (VIC)	Honda CRF 250	1:57.444	5
18:34.603	16	Kaleb BARHAM (QLD)	Yamaha YZF 250	1:56.756	7
18:43.999	86	Reid TAYLOR (NSW)	Kawasaki KX 250	1:56.730	7

*** ALL RIDERS QUALIFY ***

The results are provisional until the end of the time limit for protests and appeals.


 Chief Timekeeper - Scott Laing


 Race Director - Mark Hancock





Round 6
Toowoomba - Qld
21 July 2024



PIRELLI MX2
Practice/Qualifying

Date: 21/07/24
Event: Q01
Weather: Sunny/Windy - Temp: 5.0C
Track: Good

Started at: 08:00:05
Laps: 20 Min
Starters: 33
Posted at: 8:29 AM

PROVISIONAL BEST SECTOR TIMES

Pos	Sector 1		Sector 2		Sector 3		Lap		Ideal	Fastest	Diff
	Name	Time	Name	Time	Name	Time	Name	Time			
1	B. FLYNN	30.399	R. TAYLOR	47.436	K. MINEAR	37.816	R. TAYLOR	1:56.730	1:56.730	.000	
2	R. BUDD	30.456	K. BARHAM	47.682	K. BARHAM	38.177	K. BARHAM	1:56.756	1:56.756	.000	
3	B. CONNOLLY	30.478	C. WILLIAMS	47.827	B. CONNOLLY	38.465	B. CONNOLLY	1:56.944	1:57.444	.500	
4	R. KINGSFORD	30.631	B. CONNOLLY	48.001	R. TAYLOR	38.507	R. BUDD	1:57.465	1:58.735	1.270	
5	C. WILLIAMS	30.758	R. BUDD	48.300	N. FERGUSON	38.603	K. MINEAR	1:57.513	1:58.187	.674	
6	R. TAYLOR	30.787	K. MINEAR	48.468	R. BUDD	38.709	C. WILLIAMS	1:57.895	1:58.510	.615	
7	K. BARHAM	30.897	J. MATHER	48.582	J. MATHER	38.904	J. MATHER	1:58.943	1:59.239	.296	
8	J. COSFORD	30.967	N. FERGUSON	48.646	C. WILLIAMS	39.310	N. FERGUSON	1:58.967	1:59.584	.617	
9	K. MINEAR	31.229	H. YOKOYAMA	48.681	H. YOKOYAMA	39.433	B. FLYNN	1:59.428	1:59.862	.434	
10	T. OLANDER	31.262	A. LARWOOD	48.957	B. FLYNN	39.462	R. KINGSFORD	1:59.466	2:00.764	1.298	
11	J. SCOTT	31.406	J. SCOTT	49.150	A. LARWOOD	39.512	H. YOKOYAMA	1:59.752	2:00.194	.442	
12	J. MATHER	31.457	B. DENNIS	49.270	R. KINGSFORD	39.523	A. LARWOOD	1:59.939	2:00.139	.200	
13	A. LARWOOD	31.470	R. KINGSFORD	49.312	R. FITZPATRICK	39.578	J. SCOTT	2:00.881	2:00.907	.026	
14	J. KUKAS	31.483	W. GREINER-DAISH	49.517	J. COSFORD	39.729	T. OLANDER	2:00.951	2:01.676	.725	
15	H. YOKOYAMA	31.638	R. FITZPATRICK	49.567	J. KUKAS	39.804	J. KUKAS	2:00.953	2:01.906	.953	
16	B. DENNIS	31.666	B. FLYNN	49.567	T. OLANDER	39.962	J. COSFORD	2:01.022	2:01.173	.151	
17	N. FERGUSON	31.718	J. KUKAS	49.666	B. DENNIS	40.099	B. DENNIS	2:01.035	2:01.243	.208	
18	W. GREINER-DAISH	31.956	T. OLANDER	49.727	J. SWEET	40.254	R. FITZPATRICK	2:01.381	2:01.608	.227	
19	R. KING	31.965	M. NORRIS	49.887	J. SCOTT	40.325	W. GREINER-DA	2:02.065	2:03.495	1.430	
20	C. KING	32.191	T. KEAN	49.974	C. KING	40.414	C. KING	2:02.674	2:03.667	.993	
21	R. FITZPATRICK	32.236	C. KING	50.069	R. KING	40.485	J. SWEET	2:02.738	2:03.655	.917	
22	J. SWEET	32.260	J. SWEET	50.224	W. GREINER-DAISH	40.592	R. KING	2:03.368	2:03.931	.563	
23	M. O'BREE	32.428	J. COSFORD	50.326	T. KEAN	40.932	T. KEAN	2:03.422	2:03.989	.567	
24	T. KEAN	32.516	R. KING	50.918	M. NORRIS	40.955	M. NORRIS	2:04.081	2:05.147	1.066	
25	C. ADAMS	33.226	M. O'BREE	51.443	M. O'BREE	41.327	M. O'BREE	2:05.198	2:05.198	.000	
26	M. NORRIS	33.239	B. RODNEY	52.527	B. RODNEY	42.252	B. RODNEY	2:08.516	2:10.446	1.930	
27	M. WALKER	33.637	C. ADAMS	53.205	C. ADAMS	42.818	C. ADAMS	2:09.249	2:10.165	.916	
28	B. RODNEY	33.737	L. MILES	53.799	L. MILES	43.016	L. MILES	2:10.869	2:14.107	3.238	
29	L. MILES	34.054	Z. MACKINTOSH	55.091	M. WALKER	44.165	M. WALKER	2:13.055	2:17.075	4.020	
30	Z. MACKINTOSH	34.086	M. WALKER	55.253	Z. MACKINTOSH	45.351	Z. MACKINTOSH	2:14.528	2:16.043	1.515	
31	T. WEBBER	35.153	T. WEBBER	57.797	S. ADAMS	47.368	T. WEBBER	2:21.592	2:25.277	3.685	
32	S. ADAMS	35.651	G. ADRIAN	59.254	G. ADRIAN	48.579	S. ADAMS	2:22.816	2:25.900	3.084	
33	G. ADRIAN	36.688	S. ADAMS	59.797	T. WEBBER	48.642	G. ADRIAN	2:24.521	2:25.796	1.275	

*** ALL RIDERS QUALIFY ***

The results are provisional until the end of the time limit for protests and appeals.

Scott Laing
Chief Timekeeper - Scott Laing

Mark Hancock
Race Director - Mark Hancock





Round 6
Toowoomba - Qld
21 July 2024



PIRELLI MX2
Practice/Qualifying

Date: 21/07/24
 Event: Q01
 Weather: Sunny/Windy - Temp: 5.0C
 Track: Good

Started at: 08:00:05
 Laps: 20 Min
 Starters: 33
 Posted at: 8:29 AM

PROVISIONAL RACE INFORMATION

Time	Description
08:00:05	Event Start
08:10:06	Qualifying has started
08:20:06	Chequered Flag
08:23:18	Event Finish

*** ALL RIDERS QUALIFY ***

The results are provisional until the end of the time limit for protests and appeals.



Scott Laing
 Chief Timekeeper - Scott Laing

Mark Hancock
 Race Director - Mark Hancock

www.computime.com.au
 COMPUTIME RACE TIMING SYSTEMS PTY LTD

