



Round 6
Toowoomba - Qld
21 July 2024

THOR

THOR MX1
Practice/Qualifying

Date: **21/07/24**
 Event: **Q04**
 Weather: **Sunny/Windy - Temp: 8.2C**
 Track: **Good**

Started at: **09:09:38**
 Laps: **20 Min**
 Starters: **30**
 Posted at: **9:33 AM**


PROVISIONAL CLASSIFICATION

Pos	No	Name	Machine	Fastest Lap	On Lap	Behind Leader	Behind Prev
1	96	Kyle WEBSTER (VIC) / Boost Mobile Honda Racing	Honda CRF 450	1:53.792	8 of 10		
2	199	Nathan CRAWFORD (QLD) / KTM Racing Team	KTM SXF 450	1:53.903	6 of 10	.111	.111
3	14	Jed BEATON (VIC) / CDR Yamaha Monster Energy	Yamaha YZF 450	1:54.169	6 of 10	.377	.266
4	4	Luke CLOUT (NSW) / Empire Kawasaki	Kawasaki KX 450	1:54.476	6 of 9	.684	.307
5	47	Todd WATERS (QLD) / Raceline Husqvarna Tdub Racing Team / Terriquip / Motorex / Maxxis / WP	Husqvarna FC 450	1:55.716	6 of 9	1.924	1.240
6	5	Kirk GIBBS (QLD) / GASGAS Racing Team	GasGas MC 450	1:56.175	6 of 9	2.383	.459
7	485	Caleb WARD (QLD) / Peak Air Conditioning / Contour Works / SJ Lloyd Construction / Atherton Auto.	Husqvarna FC 450	1:56.392	7 of 9	2.600	.217
8	81	Joel EVANS (QLD) / MXstore / Brisbane M-cycles / Viking Industrial / Bluefin LED / UNIT / Maxxis	Yamaha YZF 450	1:57.556	6 of 9	3.764	1.164
9	8	Zachary WATSON (QLD) / Rising M-sports / Husqvarna / APO / Dritimes / Forth / Fist / Dixon / ATR	Husqvarna FC 450	1:58.119	6 of 10	4.327	.563
10	162	Luke ZIELINSKI (QLD) / Raceline Perform. / Trac-Rite Suspension / TDub / MX Store / Lusty Industries	Husqvarna FC 450	1:58.184	6 of 9	4.392	.065
11	24	Brett METCALFE (SA) / Penrite GO24 Kawasaki Team Green / 3D Siteworx / Berry Sweet / MX Store	Kawasaki KX 450	1:58.321	8 of 9	4.529	.137
12	215	Liam JACKSON (QLD) / Elliot Brothers / MPE / Choice Susp. / McLeod Accessories / Rockafellas Racing	GasGas MC 450	1:58.540	7 of 9	4.748	.219
13	23	Levi ROGERS (QLD) / Caloundra Motorcycle Centre	Beta RX 450	1:59.069	8 of 9	5.277	.529
14	27	Liam ATKINSON (QLD) / Dixie Holdings / Ace Haulage / Buddens T-port / Fox / JR Factory Services	KTM SXF 350	1:59.630	9 of 9	5.838	.561
15	174	Sam LARSEN (QLD)	Yamaha YZF 450	2:01.136	5 of 8	7.344	1.506
16	51	Robbie MARSHALL (QLD) / EFS Racing / Sheds N Homes / MPE	Husqvarna FC 450	2:02.840	6 of 9	9.048	1.704
17	49	Cody O'LOAN (QLD) / Moto 1 M-cycles / Underclass / Link Logic / Neilsens Painting / Banana Bites	Honda CRF 450	2:03.752	8 of 9	9.960	.912
18	415	Cody SCHAT (QLD)	KTM SXF 450	2:05.644	5 of 9	11.852	1.892
19	84	Siegah WARD (SA) / Ride Red Privateer Program / Seamaydence / AEC / Dunlop / Pitman M-cycles	Honda CRF 450	2:06.303	8 of 9	12.511	.659
20	28	Cooper HOLROYD (NSW) / Lusty Industries / Truckserv / MX Express / Apro M-sport / City Coast M-c	Yamaha YZF 450	2:03.581	6 of 9	9.789	
21	29	Navrin GROTHUES (QLD) / 2NINE M-sports / A1 Access. / Furious Fitness / TDP Graphics / Maxxis	Honda CRF 450	2:06.636	5 of 9	12.844	3.055
22	88	Riley FUCSKO (VIC) / Winner M-c / Peter Stevens M-c / KTM Aust. / Gas Imports / Michelin / Thor	KTM SXF 450	2:08.841	5 of 9	15.049	2.205
23	40	Kye ORCHARD (QLD) / Brisbane M-cycles / J&M Orchard Carpentry / Shield Building Approvals	Yamaha YZF 450	2:10.661	5 of 8	16.869	1.820
24	56	Riley STEPHENS (NSW) / Honda Genuine Ride Red	Honda CRF 450	2:11.161	5 of 8	17.369	.500
25	43	Jack MILLER (QLD) / Thrilla Motorsports KTM / Caterpillar	KTM SXF 450	2:11.318	6 of 8	17.526	.157
26	32	Joel CIGLIANO (NSW) / Team Green Kawasaki / Pro-Moto Suspension / Rekluse / JSC Earthworx	Kawasaki KX 450	2:13.016	5 of 8	19.224	1.698
27	7	Harrison FOSTER (NSW) / Hunter Valley Steel / Hunter Valley M-sports / Team Green Kawasaki	Kawasaki KX 450	2:14.395	5 of 8	20.603	1.379
28	86	Jett KIPPS (VIC) / Winner M-c / Peter Stevens M-c / KTM Aust. / Gas Imports / Michelin / Thor	KTM SXF 450	2:16.366	5 of 8	22.574	1.971
29	31	James DAVISON (NSW) / R31 MX Coaching / Team Moto MCAS Canberra / Mountain Race Shop	Kawasaki KX 450	2:17.196	5 of 8	23.404	.830
30	168	Zhane DUNLOP (QLD) / Brisbane M-c / Beachside Air / Wet Trade Ind. / Costanzo Racing Tuned	KTM SXF 450	.000	0 of 2		

*** Rider 28 (Cooper HOLROYD (NSW)) - 3 position penalty imposed by Clerk of Course ***

*** ALL RIDERS QUALIFY. TOP 10 RIDERS PROGRESS TO SUPERPOLE ***

The results are provisional until the end of the time limit for protests and appeals.


 Chief Timekeeper - Scott Laing


 Race Director - Mark Hancock



www.computime.com.au
COMPUTIME RACE TIMING SYSTEMS PTY LTD





Round 6
Toowoomba - Qld
21 July 2024

THOR

THOR MX1
Practice/Qualifying

Date: 21/07/24
Event: Q04
Weather: Sunny/Windy - Temp: 8.2C
Track: Good

Started at: 09:09:38
Laps: 20 Min
Starters: 30
Posted at: 9:33 AM


PROVISIONAL LAP TIMES

No	Name	Lap 1	Lap 2	Lap 3	Lap 4	Lap 5	Lap 6	Lap 7	Lap 8	Lap 9	Lap 10
4	Luke CLOUT (NSW)	2:57.864	2:14.128	2:07.256	2:24.348	2:04.369	1:54.476	2:23.294	2:14.541	2:15.617	
5	Kirk GIBBS (QLD)	3:21.836	2:14.084	2:07.231	2:09.969	2:12.680	1:56.175	2:07.020	1:56.455	2:10.086	
7	Harrison FOSTER (NSW)	2:49.654	2:41.420	2:33.262	2:34.979	2:14.395	2:45.427	2:20.917	2:19.083		
8	Zachary WATSON (QLD)	3:05.605	2:12.528	2:03.687	2:08.734	2:11.869	1:58.119	2:09.780	2:04.276	1:58.922	2:30.313
14	Jed BEATON (VIC)	2:54.243	2:04.207	2:00.129	2:03.964	2:11.858	1:54.169	2:08.772	2:03.749	2:02.236	1:58.146
23	Levi ROGERS (QLD)	3:06.212	2:16.506	2:08.304	2:20.548	2:08.006	1:59.823	2:24.844	1:59.069	2:51.421	
24	Brett METCALFE (SA)	3:24.333	3:11.594	2:12.488	2:18.335	2:00.388	2:11.728	1:59.231	1:58.321	1:59.019	
27	Liam ATKINSON (QLD)	3:30.592	2:13.666	2:24.388	2:23.874	2:01.341	2:47.515	2:00.773	2:18.551	1:59.630	
28	Cooper HOLROYD (NSW)	3:07.225	2:20.738	2:11.386	2:14.654	2:13.010	2:03.581	2:05.902	2:07.211	2:19.268	
29	Navrin GROTHUES (QLD)	3:25.826	2:20.202	2:18.531	2:22.075	2:06.636	2:35.938	2:27.106	2:08.082	2:37.115	
31	James DAVISON (NSW)	3:20.551	2:32.785	2:32.753	2:20.160	2:17.196	2:39.760	2:20.578	2:30.128		
32	Joel CIGLIANO (NSW)	3:22.613	2:24.360	2:24.467	2:16.344	2:13.016	2:16.192	3:15.623	2:15.104		
40	Kye ORCHARD (QLD)	3:40.171	2:26.425	2:21.574	2:25.256	2:10.661	2:53.354	2:10.747	2:41.792		
43	Jack MILLER (QLD)	3:27.478	2:21.013	2:28.946	2:17.854	2:12.408	2:11.318	2:40.354	3:06.789		
47	Todd WATERS (QLD)	3:03.522	2:05.051	2:00.004	2:13.563	2:09.316	1:55.716	1:59.728	2:44.256	2:06.503	
49	Cody O'LOAN (QLD)	3:09.715	2:13.741	2:08.833	2:15.046	2:10.949	2:09.829	2:04.949	2:03.752	2:38.261	
51	Robbie MARSHALL (QLD)	3:14.757	2:13.509	2:09.028	2:22.363	3:28.570	2:02.840	2:03.838	2:03.106	2:32.866	
56	Riley STEPHENS (NSW)	3:14.318	2:23.893	2:22.988	2:15.257	2:11.161	3:08.517	2:15.854	2:41.257		
81	Joel EVANS (QLD)	2:40.363	2:05.809	2:07.792	2:32.735	2:11.586	1:57.556	2:16.745	1:59.209	2:15.220	
84	Siegah WARD (SA)	3:44.828	2:24.905	2:28.890	2:20.218	2:06.896	2:09.050	2:31.862	2:06.303	2:24.959	
86	Jett KIPPS (VIC)	3:18.960	2:25.875	2:30.405	2:25.979	2:16.366	2:39.775	2:17.755	2:43.917		
88	Riley FUCSKO (VIC)	3:17.060	2:23.197	2:17.850	2:24.563	2:08.841	2:38.348	2:20.770	2:21.282	2:24.150	
96	Kyle WEBSTER (VIC)	3:01.705	2:05.138	1:59.947	2:14.053	2:09.350	1:54.483	2:23.855	1:53.792	1:54.099	2:27.544
162	Luke ZIELINSKI (QLD)	3:11.569	2:08.904	2:02.498	2:21.850	2:10.728	1:58.184	1:59.364	2:41.218	2:18.329	
168	Zhane DUNLOP (QLD)	3:08.681	2:16.650								
174	Sam LARSEN (QLD)	3:17.966	2:21.516	2:14.053	2:19.064	2:01.136	2:10.112	3:34.776	2:04.757		
199	Nathan CRAWFORD (QLD)	3:18.928	2:14.001	2:09.216	2:07.104	2:05.373	1:53.903	2:12.694	1:54.822	2:05.042	1:54.700
215	Liam JACKSON (QLD)	3:13.060	2:21.612	2:11.234	2:17.360	1:58.660	2:27.100	1:58.540	2:15.211	1:59.961	
415	Cody SCHAT (QLD)	3:15.086	2:22.935	2:12.273	2:15.497	2:05.644	2:23.566	2:11.868	2:06.612	2:38.493	
485	Caleb WARD (QLD)	3:07.758	2:11.562	2:07.110	2:19.220	2:04.447	1:57.650	1:56.392	2:49.492	2:25.290	

*** Rider 28 (Cooper HOLROYD (NSW)) - 3 position penalty imposed by Clerk of Course ***

*** ALL RIDERS QUALIFY. TOP 10 RIDERS PROGRESS TO SUPERPOLE ***

The results are provisional until the end of the time limit for protests and appeals.


Chief Timekeeper - Scott Laing


Race Director - Mark Hancock





Round 6
Toowoomba - Qld
21 July 2024

THOR

THOR MX1
Practice/Qualifying

Date: 21/07/24
Event: Q04
Weather: Sunny/Windy - Temp: 8.2C
Track: Good

Started at: 09:09:38
Laps: 20 Min
Starters: 30
Posted at: 9:33 AM

PROVISIONAL SECTOR TIMES

Lap	Sector 1	Sector 2	Sector 3	Lap Time	Lap	Sector 1	Sector 2	Sector 3	Lap Time
4 Luke CLOUT (NSW) (4th)					9	30.598	48.380	39.944	1:58.922
1	1:04.656	1:02.589	50.619	2:57.864	10	39.947	1:00.255	50.111	2:30.313
2	35.698	56.566	41.864	2:14.128	14 Jed BEATON (VIC) (3rd)				
3	33.692	52.247	41.317	2:07.256	1	1:02.343	1:01.203	50.697	2:54.243
4	40.390	57.628	46.330	2:24.348	2	34.484	50.114	39.609	2:04.207
5	32.961	50.776	40.632	2:04.369	3	32.536	49.139	38.454	2:00.129
6	30.038	47.279	37.159	1:54.476	4	31.444	53.132	39.388	2:03.964
7	44.829	55.155	43.310	2:23.294	5	32.125	53.975	45.758	2:11.858
8	30.449	47.182	56.910	2:14.541	6	30.513	46.505	37.151	1:54.169
9	30.007	56.481	49.129	2:15.617	7	35.072	52.585	41.115	2:08.772
5 Kirk GIBBS (QLD) (6th)					8	32.568	49.159	42.022	2:03.749
1	1:19.769	1:07.453	54.614	3:21.836	9	32.661	50.919	38.656	2:02.236
2	35.195	54.080	44.809	2:14.084	10	31.413	48.328	38.405	1:58.146
3	32.697	52.658	41.876	2:07.231	23 Levi ROGERS (QLD) (13th)				
4	33.320	53.990	42.659	2:09.969	1	1:06.276	1:05.433	54.503	3:06.212
5	31.561	51.920	49.199	2:12.680	2	36.617	54.951	44.938	2:16.506
6	29.814	48.044	38.317	1:56.175	3	32.758	52.529	43.017	2:08.304
7	32.934	53.528	40.558	2:07.020	4	33.593	1:01.577	45.378	2:20.548
8	30.419	47.990	38.046	1:56.455	5	31.872	52.410	43.724	2:08.006
9	34.231	52.650	43.205	2:10.086	6	32.134	48.893	38.796	1:59.823
7 Harrison FOSTER (NSW) (27th)					7	39.518	57.174	48.152	2:24.844
1	1:00.434	59.513	49.707	2:49.654	8	31.044	48.512	39.513	1:59.069
2	34.376	57.572	1:09.472	2:41.420	9	56.023	1:03.825	51.573	2:51.421
3	36.265	1:01.803	55.194	2:33.262	24 Brett METCALFE (SA) (11th)				
4	41.656	1:02.959	50.364	2:34.979	1	1:18.712	1:08.055	57.566	3:24.333
5	34.624	54.936	44.835	2:14.395	2	1:26.125	1:00.681	44.788	3:11.594
6	39.811	1:04.302	1:01.314	2:45.427	3	34.994	56.730	40.764	2:12.488
7	35.694	54.808	50.415	2:20.917	4	38.388	55.841	44.106	2:18.335
8	35.974	54.728	48.381	2:19.083	5	32.406	49.493	38.489	2:00.388
8 Zachary WATSON (QLD) (9th)					6	38.439	52.656	40.633	2:11.728
1	1:06.524	1:04.721	54.360	3:05.605	7	31.677	49.347	38.207	1:59.231
2	35.273	54.534	42.721	2:12.528	8	31.808	48.460	38.053	1:58.321
3	31.713	51.006	40.968	2:03.687	9	31.875	48.754	38.390	1:59.019
4	31.778	56.148	40.808	2:08.734	27 Liam ATKINSON (QLD) (14th)				
5	32.974	54.125	44.770	2:11.869	1	1:27.063	1:05.973	57.556	3:30.592
6	30.336	48.948	38.835	1:58.119	2	35.573	51.818	46.275	2:13.666
7	32.942	53.054	43.784	2:09.780	3	42.597	53.893	47.898	2:24.388
8	30.599	49.128	44.549	2:04.276					

Scott Laing
Chief Timekeeper - Scott Laing

Mark Hancock
Race Director - Mark Hancock



www.computime.com.au
COMPUTIME RACE TIMING SYSTEMS PTY LTD





Round 6
Toowoomba - Qld
21 July 2024

THOR

THOR MX1
Practice/Qualifying

Date: 21/07/24
Event: Q04
Weather: Sunny/Windy - Temp: 8.2C
Track: Good

Started at: 09:09:38
Laps: 20 Min
Starters: 30
Posted at: 9:33 AM

PROVISIONAL SECTOR TIMES

Lap	Sector 1	Sector 2	Sector 3	Lap Time	Lap	Sector 1	Sector 2	Sector 3	Lap Time
4	40.508	1:01.142	42.224	2:23.874	2	37.603	1:00.325	46.432	2:24.360
5	32.053	49.695	39.593	2:01.341	3	38.005	1:00.994	45.468	2:24.467
6	45.462	1:05.775	56.278	2:47.515	4	35.888	56.020	44.436	2:16.344
7	31.833	49.195	39.745	2:00.773	5	35.916	54.104	42.996	2:13.016
8	33.289	58.247	47.015	2:18.551	6	36.691	56.280	43.221	2:16.192
9	31.504	49.468	38.658	1:59.630	7	52.177	2:23.446		3:15.623
					8	34.300	55.465	45.339	2:15.104

28 Cooper HOLROYD (NSW) (20th)

1	1:08.812	1:04.397	54.016	3:07.225
2	37.967	56.155	46.616	2:20.738
3	35.324	53.582	42.480	2:11.386
4	35.206	55.275	44.173	2:14.654
5	33.882	51.929	47.199	2:13.010
6	32.311	51.197	40.073	2:03.581
7	33.678	52.014	40.210	2:05.902
8	33.350	52.719	41.142	2:07.211
9	34.914	56.276	48.078	2:19.268

40 Kye ORCHARD (QLD) (23th)

1	1:31.220	1:08.425	1:00.526	3:40.171
2	40.398	59.467	46.560	2:26.425
3	36.545	57.441	47.588	2:21.574
4	36.039	59.121	50.096	2:25.256
5	34.220	51.969	44.472	2:10.661
6	44.900	1:03.771	1:04.683	2:53.354
7	33.086	51.892	45.769	2:10.747
8	45.513	1:02.919	53.360	2:41.792

29 Navrin GROTHUES (QLD) (21th)

1	1:22.525	1:05.997	57.304	3:25.826
2	35.395	59.135	45.672	2:20.202
3	34.722	58.314	45.495	2:18.531
4	35.653	55.726	50.696	2:22.075
5	32.709	52.718	41.209	2:06.636
6	40.993	1:06.529	48.416	2:35.938
7	37.509	1:02.195	47.402	2:27.106
8	33.156	52.759	42.167	2:08.082
9	42.161	1:05.058	49.896	2:37.115

43 Jack MILLER (QLD) (25th)

1	1:24.342	1:05.968	57.168	3:27.478
2	39.311	56.136	45.566	2:21.013
3	45.368	58.466	45.112	2:28.946
4	36.569	57.265	44.020	2:17.854
5	35.914	53.384	43.110	2:12.408
6	34.752	54.054	42.512	2:11.318
7	34.792	54.129	1:11.433	2:40.354
8	1:20.270	1:00.032	46.487	3:06.789

31 James DAVISON (NSW) (29th)

1	1:14.977	1:06.964	58.610	3:20.551
2	38.677	1:03.415	50.693	2:32.785
3	43.931	59.767	49.055	2:32.753
4	35.302	58.191	46.667	2:20.160
5	34.537	56.677	45.982	2:17.196
6	41.936	1:04.263	53.561	2:39.760
7	35.383	58.851	46.344	2:20.578
8	37.726	59.667	52.735	2:30.128

47 Todd WATERS (QLD) (5th)

1	1:04.996	1:05.213	53.313	3:03.522
2	32.960	51.694	40.397	2:05.051
3	31.431	50.037	38.536	2:00.004
4	32.115	57.199	44.249	2:13.563
5	34.744	52.261	42.311	2:09.316
6	30.147	47.443	38.126	1:55.716
7	30.967	48.185	40.576	1:59.728
8	40.687	1:08.672	54.897	2:44.256
9	30.966	48.321	47.216	2:06.503

32 Joel CIGLIANO (NSW) (26th)

1	1:16.597	1:07.831	58.185	3:22.613
---	----------	----------	--------	----------

49 Cody O'LOAN (QLD) (17th)

1	1:15.416	1:00.914	53.385	3:09.715
---	----------	----------	--------	----------

Scott Laing
Chief Timekeeper - Scott Laing

Mark Hancock
Race Director - Mark Hancock



www.computime.com.au
COMPUTIME RACE TIMING SYSTEMS PTY LTD





Round 6
Toowoomba - Qld
21 July 2024

THOR

THOR MX1
Practice/Qualifying

Date: 21/07/24
 Event: Q04
 Weather: Sunny/Windy - Temp: 8.2C
 Track: Good

Started at: 09:09:38
 Laps: 20 Min
 Starters: 30
 Posted at: 9:33 AM

PROVISIONAL SECTOR TIMES

Lap	Sector 1	Sector 2	Sector 3	Lap Time	Lap	Sector 1	Sector 2	Sector 3	Lap Time
2	35.506	53.419	44.816	2:13.741	84 Siegah WARD (SA) (19th)				
3	33.870	51.883	43.080	2:08.833	1	1:33.463	1:13.656	57.709	3:44.828
4	34.009	56.699	44.338	2:15.046	2	40.058	58.820	46.027	2:24.905
5	33.484	52.717	44.748	2:10.949	3	40.091	1:01.733	47.066	2:28.890
6	32.961	51.260	45.608	2:09.829	4	37.267	58.759	44.192	2:20.218
7	33.414	50.929	40.606	2:04.949	5	33.402	51.980	41.514	2:06.896
8	33.039	50.065	40.648	2:03.752	6	33.531	52.883	42.636	2:09.050
9	43.407	57.383	57.471	2:38.261	7	43.120	1:03.016	45.726	2:31.862
51 Robbie MARSHALL (QLD) (16th)					8	33.436	51.528	41.339	2:06.303
1	1:17.819	1:02.644	54.294	3:14.757	9	34.393	1:00.365	50.201	2:24.959
2	36.554	52.530	44.425	2:13.509	86 Jett KIPPS (VIC) (28th)				
3	33.937	52.778	42.313	2:09.028	1	1:11.802	1:08.209	58.949	3:18.960
4	34.070	1:00.856	47.437	2:22.363	2	39.572	58.063	48.240	2:25.875
5	1:50.456	53.008	45.106	3:28.570	3	42.201	1:00.509	47.695	2:30.405
6	32.229	50.044	40.567	2:02.840	4	37.015	1:00.270	48.694	2:25.979
7	32.470	50.878	40.490	2:03.838	5	36.126	55.422	44.818	2:16.366
8	32.634	50.136	40.336	2:03.106	6	42.825	1:01.783	55.167	2:39.775
9	44.566	1:00.664	47.636	2:32.866	7	35.557	55.122	47.076	2:17.755
56 Riley STEPHENS (NSW) (24th)					8	51.145	1:04.036	48.736	2:43.917
1	1:07.591	1:08.018	58.709	3:14.318	88 Riley FUCSKO (VIC) (22th)				
2	36.775	58.190	48.928	2:23.893	1	1:16.614	1:06.080	54.366	3:17.060
3	39.320	59.315	44.353	2:22.988	2	38.032	57.833	47.332	2:23.197
4	35.117	55.509	44.631	2:15.257	3	36.274	57.210	44.366	2:17.850
5	33.790	54.681	42.690	2:11.161	4	40.450	57.386	46.727	2:24.563
6	34.565	1:31.000	1:02.952	3:08.517	5	33.046	53.577	42.218	2:08.841
7	34.426	56.896	44.532	2:15.854	6	40.537	1:02.144	55.667	2:38.348
8	47.408	1:01.620	52.229	2:41.257	7	34.027	57.417	49.326	2:20.770
81 Joel EVANS (QLD) (8th)					8	32.966	1:00.957	47.359	2:21.282
1	57.592	56.038	46.733	2:40.363	9	33.425	1:00.923	49.802	2:24.150
2	32.844	50.724	42.241	2:05.809	96 Kyle WEBSTER (VIC) (1st)				
3	32.573	51.925	43.294	2:07.792	1	1:03.943	1:05.505	52.257	3:01.705
4	52.311	57.744	42.680	2:32.735	2	33.090	51.225	40.823	2:05.138
5	35.888	52.521	43.177	2:11.586	3	32.024	49.033	38.890	1:59.947
6	30.662	48.156	38.738	1:57.556	4	31.902	57.921	44.230	2:14.053
7	36.178	56.400	44.167	2:16.745	5	35.388	51.355	42.607	2:09.350
8	30.387	49.189	39.633	1:59.209	6	29.938	47.254	37.291	1:54.483
9	36.257	55.261	43.702	2:15.220	7	39.711	54.586	49.558	2:23.855
					8	30.131	46.389	37.272	1:53.792

Scott Laing
 Chief Timekeeper - Scott Laing

Mark Hancock
 Race Director - Mark Hancock



www.computime.com.au
COMPUTIME RACE TIMING SYSTEMS PTY LTD





Round 6
Toowoomba - Qld
21 July 2024

THOR

THOR MX1
Practice/Qualifying

Date: 21/07/24
 Event: Q04
 Weather: Sunny/Windy - Temp: 8.2C
 Track: Good

Started at: 09:09:38
 Laps: 20 Min
 Starters: 30
 Posted at: 9:33 AM


PROVISIONAL SECTOR TIMES

Lap	Sector 1	Sector 2	Sector 3	Lap Time	Lap	Sector 1	Sector 2	Sector 3	Lap Time
9	29.964	46.742	37.393	1:54.099	9	32.241	52.524	40.277	2:05.042
10	44.912	53.643	48.989	2:27.544	10	30.281	47.078	37.341	1:54.700
162 Luke ZIELINSKI (QLD) (10th)					215 Liam JACKSON (QLD) (12th)				
1	1:16.415	1:01.755	53.399	3:11.569	1	1:11.850	1:04.217	56.993	3:13.060
2	35.461	52.628	40.815	2:08.904	2	35.967	59.986	45.659	2:21.612
3	31.301	50.522	40.675	2:02.498	3	32.913	55.264	43.057	2:11.234
4	36.765	58.905	46.180	2:21.850	4	34.429	55.506	47.425	2:17.360
5	35.521	52.533	42.674	2:10.728	5	30.866	48.174	39.620	1:58.660
6	30.730	48.398	39.056	1:58.184	6	40.772	58.041	48.287	2:27.100
7	31.278	48.921	39.165	1:59.364	7	30.802	48.375	39.363	1:58.540
8	57.730	57.687	45.801	2:41.218	8	33.220	58.237	43.754	2:15.211
9	37.067	55.981	45.281	2:18.329	9	31.080	48.604	40.277	1:59.961
168 Zhane DUNLOP (QLD) (30th)					415 Cody SCHAT (QLD) (18th)				
1	1:10.847	1:03.355	54.479	3:08.681	1	1:13.764	1:06.077	55.245	3:15.086
2	35.492	55.024	46.134	2:16.650	2	38.059	57.442	47.434	2:22.935
174 Sam LARSEN (QLD) (15th)					485 Caleb WARD (QLD) (7th)				
1	1:19.449	1:04.039	54.478	3:17.966	1	1:09.885	1:04.604	53.269	3:07.758
2	38.659	55.516	47.341	2:21.516	2	34.185	54.889	42.488	2:11.562
3	34.227	54.811	45.015	2:14.053	3	34.155	51.963	40.992	2:07.110
4	40.039	54.034	44.991	2:19.064	4	35.320	58.209	45.691	2:19.220
5	31.731	50.325	39.080	2:01.136	5	33.352	50.670	40.425	2:04.447
6	32.432	51.099	46.581	2:10.112	6	31.374	48.175	38.101	1:57.650
7	1:34.927	1:06.049	53.800	3:34.776	7	30.180	48.075	38.137	1:56.392
8	32.037	51.609	41.111	2:04.757	8	43.717	1:06.183	59.592	2:49.492
199 Nathan CRAWFORD (QLD) (2nd)					485 Caleb WARD (QLD) (7th)				
1	1:22.513	1:03.444	52.971	3:18.928	9	35.927	54.489	54.874	2:25.290
2	34.889	53.624	45.488	2:14.001					
3	32.577	52.676	43.963	2:09.216					
4	33.193	52.320	41.591	2:07.104					
5	32.140	49.700	43.533	2:05.373					
6	29.597	46.474	37.832	1:53.903					
7	32.776	51.583	48.335	2:12.694					
8	29.931	45.940	38.951	1:54.822					

*** Rider 28 (Cooper HOLROYD (NSW)) - 3 position penalty imposed by Clerk of Course ***

*** ALL RIDERS QUALIFY. TOP 10 RIDERS PROGRESS TO SUPERPOLE ***

The results are provisional until the end of the time limit for protests and appeals.


 Chief Timekeeper - Scott Laing


 Race Director - Mark Hancock



www.computime.com.au
COMPUTIME RACE TIMING SYSTEMS PTY LTD





Round 6
Toowoomba - Qld
21 July 2024

THOR

THOR MX1
Practice/Qualifying

Date: 21/07/24
 Event: Q04
 Weather: Sunny/Windy - Temp: 8.2C
 Track: Good

Started at: 09:09:38
 Laps: 20 Min
 Starters: 30
 Posted at: 9:33 AM

PROVISIONAL FASTEST LAPS SEQUENCE

Race Time	No	Name	Machine	Fastest Lap	On Lap
4:46.172	81	Joel EVANS (QLD)	Yamaha YZF 450	2:05.809	2
4:58.450	14	Jed BEATON (VIC)	Yamaha YZF 450	2:04.207	2
6:58.579	14	Jed BEATON (VIC)	Yamaha YZF 450	2:00.129	3
7:06.790	96	Kyle WEBSTER (VIC)	Honda CRF 450	1:59.947	3
12:01.926	215	Liam JACKSON (QLD)	GasGas MC 450	1:58.660	5
13:08.570	14	Jed BEATON (VIC)	Yamaha YZF 450	1:54.169	6
13:48.525	199	Nathan CRAWFORD (QLD)	KTM SXF 450	1:53.903	6
17:42.323	96	Kyle WEBSTER (VIC)	Honda CRF 450	1:53.792	8

*** Rider 28 (Cooper HOLROYD (NSW)) - 3 position penalty imposed by Clerk of Course ***

*** ALL RIDERS QUALIFY. TOP 10 RIDERS PROGRESS TO SUPERPOLE ***

The results are provisional until the end of the time limit for protests and appeals.


 Chief Timekeeper - Scott Laing


 Race Director - Mark Hancock



www.computime.com.au
COMPUTIME RACE TIMING SYSTEMS PTY LTD





Round 6
Toowoomba - Qld
21 July 2024

THOR

THOR MX1
Practice/Qualifying

Date: 21/07/24
Event: Q04
Weather: Sunny/Windy - Temp: 8.2C
Track: Good

Started at: 09:09:38
Laps: 20 Min
Starters: 30
Posted at: 9:33 AM

PROVISIONAL BEST SECTOR TIMES

Sector 1			Sector 2			Sector 3			Lap	
Pos	Name	Time	Name	Time	Name	Time	Name	Ideal	Fastest	Diff
1	N. CRAWFORD	29.597	N. CRAWFORD	45.940	J. BEATON	37.151	N. CRAWFOR	1:52.878	1:53.903	1.025
2	K. GIBBS	29.814	K. WEBSTER	46.389	L. CLOUT	37.159	K. WEBSTER	1:53.599	1:53.792	.193
3	K. WEBSTER	29.938	J. BEATON	46.505	K. WEBSTER	37.272	J. BEATON	1:54.169	1:54.169	.000
4	L. CLOUT	30.007	L. CLOUT	47.182	N. CRAWFORD	37.341	L. CLOUT	1:54.348	1:54.476	.128
5	T. WATERS	30.147	T. WATERS	47.443	K. GIBBS	38.046	T. WATERS	1:55.716	1:55.716	.000
6	C. WARD	30.180	K. GIBBS	47.990	B. METCALFE	38.053	K. GIBBS	1:55.850	1:56.175	.325
7	Z. WATSON	30.336	C. WARD	48.075	C. WARD	38.101	C. WARD	1:56.356	1:56.392	.036
8	J. EVANS	30.387	J. EVANS	48.156	T. WATERS	38.126	J. EVANS	1:57.281	1:57.556	.275
9	J. BEATON	30.513	L. JACKSON	48.174	L. ATKINSON	38.658	Z. WATSON	1:57.551	1:58.119	.568
10	L. ZIELINSKI	30.730	Z. WATSON	48.380	J. EVANS	38.738	L. ZIELINSKI	1:58.184	1:58.184	.000
11	L. JACKSON	30.802	L. ZIELINSKI	48.398	L. ROGERS	38.796	B. METCALFE	1:58.190	1:58.321	.131
12	L. ROGERS	31.044	B. METCALFE	48.460	Z. WATSON	38.835	L. JACKSON	1:58.339	1:58.540	.201
13	L. ATKINSON	31.504	L. ROGERS	48.512	L. ZIELINSKI	39.056	L. ROGERS	1:58.352	1:59.069	.717
14	B. METCALFE	31.677	L. ATKINSON	49.195	S. LARSEN	39.080	L. ATKINSON	1:59.357	1:59.630	.273
15	S. LARSEN	31.731	R. MARSHALL	50.044	L. JACKSON	39.363	S. LARSEN	2:01.136	2:01.136	.000
16	R. MARSHALL	32.229	C. O'LOAN	50.065	C. HOLROYD	40.073	R. MARSHAL	2:02.609	2:02.840	.231
17	C. HOLROYD	32.311	S. LARSEN	50.325	R. MARSHALL	40.336	C. HOLROYD	2:03.581	2:03.581	.000
18	N. GROTHUES	32.709	C. HOLROYD	51.197	C. O'LOAN	40.606	C. O'LOAN	2:03.632	2:03.752	.120
19	C. O'LOAN	32.961	C. SCHAT	51.218	C. SCHAT	40.838	C. SCHAT	2:05.644	2:05.644	.000
20	R. FUCSKO	32.966	S. WARD	51.528	N. GROTHUES	41.209	S. WARD	2:06.269	2:06.303	.034
21	K. ORCHARD	33.086	K. ORCHARD	51.892	S. WARD	41.339	N. GROTHUE	2:06.636	2:06.636	.000
22	S. WARD	33.402	N. GROTHUES	52.718	R. FUCSKO	42.218	R. FUCSKO	2:08.761	2:08.841	.080
23	C. SCHAT	33.588	J. MILLER	53.384	J. MILLER	42.512	K. ORCHARD	2:09.450	2:10.661	1.211
24	R. STEPHENS	33.790	R. FUCSKO	53.577	R. STEPHENS	42.690	J. MILLER	2:10.648	2:11.318	.670
25	J. CIGLIANO	34.300	J. CIGLIANO	54.104	J. CIGLIANO	42.996	R. STEPHENS	2:11.161	2:11.161	.000
26	H. FOSTER	34.376	R. STEPHENS	54.681	K. ORCHARD	44.472	J. CIGLIANO	2:11.400	2:13.016	1.616
27	J. DAVISON	34.537	H. FOSTER	54.728	J. KIPPS	44.818	H. FOSTER	2:13.939	2:14.395	.456
28	J. MILLER	34.752	Z. DUNLOP	55.024	H. FOSTER	44.835	J. KIPPS	2:15.497	2:16.366	.869
29	Z. DUNLOP	35.492	J. KIPPS	55.122	J. DAVISON	45.982	Z. DUNLOP	2:16.650	.000	-2:16.
30	J. KIPPS	35.557	J. DAVISON	56.677	Z. DUNLOP	46.134	J. DAVISON	2:17.196	2:17.196	.000

*** Rider 28 (Cooper HOLROYD (NSW)) - 3 position penalty imposed by Clerk of Course ***

*** ALL RIDERS QUALIFY. TOP 10 RIDERS PROGRESS TO SUPERPOLE ***

The results are provisional until the end of the time limit for protests and appeals.


Chief Timekeeper - Scott Laing


Race Director - Mark Hancock



www.computime.com.au
COMPUTIME RACE TIMING SYSTEMS PTY LTD





Round 6
Toowoomba - Qld
21 July 2024

THOR

THOR MX1
Practice/Qualifying

Date: 21/07/24
 Event: Q04
 Weather: Sunny/Windy - Temp: 8.2C
 Track: Good

Started at: 09:09:38
 Laps: 20 Min
 Starters: 30
 Posted at: 9:33 AM

PROVISIONAL RACE INFORMATION

Time	Description
09:09:38	Event Start
09:17:06	Rider 28 (Cooper HOLROYD) 3 POSITION PENALTY
09:19:38	Qualifying has started
09:29:41	Chequered Flag
09:32:03	TOP 10 PROGRESS TO SHOOTOUT
09:32:10	Event Finish

*** Rider 28 (Cooper HOLROYD (NSW)) - 3 position penalty imposed by Clerk of Course ***

*** ALL RIDERS QUALIFY. TOP 10 RIDERS PROGRESS TO SUPERPOLE ***

The results are provisional until the end of the time limit for protests and appeals.



Scott Laing
 Chief Timekeeper - Scott Laing

Mark Hancock
 Race Director - Mark Hancock

www.computime.com.au
 COMPUTIME RACE TIMING SYSTEMS PTY LTD

