



Round 8 Queensland Moto Park 17 & 18 August 2024

THOR


THOR MX1 Qualifying

Date: 17/08/24
Event: Q11
Weather: Sunny - Temp: 28.0C
Track: Good

Started at: 14:00:05
Laps: 15 Min
Starters: 33
Posted at: 2:20 PM

PROVISIONAL CLASSIFICATION

Pos	No	Name	Machine	Fastest Lap	On Lap	Behind Leader	Behind Prev
1	14	Jed BEATON (VIC) / CDR Yamaha Monster Energy	Yamaha YZ 450	1:52.338	6 of 7		
2	96	Kyle WEBSTER (VIC) / Boost Mobile Honda Racing	Honda CRF 450	1:54.127	2 of 6	1.789	1.789
3	47	Todd WATERS (QLD) / Raceline Husqvarna Tdub Racing Team / Terriquip / Motorex / Maxxis / WP	Husqvarna FC 450	1:54.495	6 of 7	2.157	.368
4	5	Kirk GIBBS (QLD) / GASGAS Racing Team	GasGas MC 450	1:54.620	2 of 8	2.282	.125
5	199	Nathan CRAWFORD (QLD) / KTM Racing Team	KTM SXF 450	1:55.122	4 of 7	2.784	.502
6	4	Luke CLOUT (NSW) / Empire Kawasaki	Kawasaki KX 450	1:55.194	4 of 7	2.856	.072
7	8	Zachary WATSON (QLD) / Rising M-sports / Husqvarna / APO / Dritimes / Forth / Fist / Dixon / ATR	Husqvarna FC 450	1:55.994	2 of 8	3.656	.800
8	145	Maximus PURVIS (VIC) / Yamaha Bulk Nutrients Racing Team	Yamaha YZF 450	1:56.045	4 of 7	3.707	.051
9	20	Wilson TODD (QLD) / Polyflor Honda	Honda CRF 250	1:56.170	5 of 8	3.832	.125
10	485	Caleb WARD (QLD) / Peak Air Conditioning / Contour Works / JRs M-cycles / SJ Lloyd Construction	Husqvarna TC 450	1:56.337	5 of 7	3.999	.167
11	81	Joel EVANS (QLD) / MXstore / Viking Industrial / Bluefin LED / UNIT / Brisbane M-cycles / Maxxis	Yamaha YZF 450	1:56.875	2 of 8	4.537	.538
12	153	Hamish HARWOOD (VIC)	KTM SXF 450	1:57.983	4 of 8	5.645	1.108
13	24	Brett METCALFE (SA) / GO24 Penrite Racing Team	Kawasaki KX 450	1:57.990	7 of 7	5.652	.007
14	162	Luke ZIELINSKI (QLD) / Raceline Perform. / Trac-Rite Suspension / TDub / MX Store / Lusty Industries	Husqvarna FC 450	1:59.035	5 of 7	6.697	1.045
15	215	Liam JACKSON (QLD) / Elliott Brothers / Oates Mx / JW Jackson & Sons Transport	GasGas MC 450	2:01.033	3 of 7	8.695	1.998
16	45	Hayden MELLROSS (NSW) / Mellross Homes / KTM Newcastle / Chris Woods Perform. / Rival Ink / Guts	KTM SXF 450	2:02.468	5 of 6	10.130	1.435
17	28	Cooper HOLROYD (NSW) / Lusty Industries / Truckserv / MX Express / Apro M-sport / City Coast M-c	Yamaha YZF 450	2:02.718	6 of 7	10.380	.250
18	132	Andrew WILKSCH (VIC) / Beta Aust. / Caloundra M-cycle Centre / Jerusalem Creek Holiday Park	Beta RX 450	2:03.072	4 of 7	10.734	.354
19	79	Jacob SWEET (VIC) / Bls Suspension / Alpine M-cycles / Leatt / Motul / Pirelli	Yamaha YZF 450	2:03.391	3 of 6	11.053	.319
20	70	Ben NOVAK (NSW) / Froth Honda Fly Racing	Honda CRF 450	2:03.821	6 of 7	11.483	.430
21	51	Robbie MARSHALL (QLD) / EFS Solar / Sheds N Homes Gold Coast / MPE Husqvarna	Husqvarna FC 450	2:04.510	3 of 7	12.172	.689
22	84	Siegah WARD (SA) / Ride Red Privateer Program / Seamaydence / AEC / Dunlop / Pitman M-cycles	Honda CRF 450	2:04.578	5 of 7	12.240	.068
23	49	Cody O'LOAN (QLD) / Caloundra M-c Centre / Underclass / Link Logic / Neilsens Painting / Banana Bites	Honda CRF 450	2:04.950	5 of 7	12.612	.372
24	50	Jason WEST (QLD) / LCH / Monster Energy Army / Bridgestone / Twisted / Fly Racing / SPP / Asterisk	Yamaha YZF 450	2:04.326	2 of 7	11.988	
25	415	Cody SCHAT (QLD)	KTM SXF 450	2:05.541	4 of 7	13.203	1.215


Chief Timekeeper - Scott Laing


Race Director - Mark Hancock





Round 8
Queensland Moto Park
17 & 18 August 2024

THOR

THOR MX1
Qualifying

Date: 17/08/24
 Event: Q11
 Weather: Sunny - Temp: 28.0C
 Track: Good

Started at: 14:00:05
 Laps: 15 Min
 Starters: 33
 Posted at: 2:20 PM


PROVISIONAL CLASSIFICATION

Pos	No	Name	Machine	Fastest Lap	On Lap	Behind Leader	Behind Prev
26	32	Joel CIGLIANO (NSW) / Team Green Kawasaki / Pro-Moto Susp. / Rekluse / JSC Earthworx / Bolt Everyw.	Kawasaki KX 450	2:06.268	5 of 7	13.930	.727
27	40	Kye ORCHARD (QLD) / Brisbane M-cycles / J&M Orchard Carpentry / Shield Building Approvals	Yamaha YZ 450	2:09.040	2 of 6	16.702	2.772
28	7	Harrison FOSTER (NSW) / Hunter Valley Steel / Hunter Valley M-sports / Team Green Kawasaki	Kawasaki KX 450	2:11.906	4 of 7	19.568	2.866
29	56	Riley STEPHENS (NSW) / Honda Genuine Ride Red	Honda CRF 450	2:12.987	2 of 7	20.649	1.081
30	241	LEVI SAYER (NSW)	Yamaha 450	2:13.987	2 of 7	21.649	1.000
31	292	Brock SMITH (NSW) / Ballina M-cycles / Hostile Handwear / RG Earthworx / Maxxis / Motorex	KTM SXF 350	2:18.348	6 of 6	26.010	4.361
32	71	Kane NOVAK (NSW) / Novak Signs	KTM SXF 250	2:23.658	3 of 5	31.320	5.310
33	169	Julius RICHARDS (QLD) / KAYROC Welding & Maint. / Next Level Jetski's & Bikes / MDS Earthmoving & Civil	KTM SXF 450	2:26.211	4 of 6	33.873	2.553

*** Rider 50 (Jason WEST (QLD)) - 3 position penalty imposed in practice carried over to qualifying ***

*** ALL RIDERS QUALIFY. TOP 10 RIDERS PROGRESS TO SUPERPOLE ***

The results are provisional until the end of the time limit for protests and appeals.


 Chief Timekeeper - Scott Laing


 Race Director - Mark Hancock





Round 8
Queensland Moto Park
17 & 18 August 2024

THOR

THOR MX1
Qualifying

Date: 17/08/24
 Event: Q11
 Weather: Sunny - Temp: 28.0C
 Track: Good

Started at: 14:00:05
 Laps: 15 Min
 Starters: 33
 Posted at: 2:20 PM


PROVISIONAL LAP TIMES

No	Name	Lap 1	Lap 2	Lap 3	Lap 4	Lap 5	Lap 6	Lap 7	Lap 8
4	Luke CLOUT (NSW)	1:56.516	1:55.447	2:16.825	1:55.194	2:25.506	1:55.302	2:47.067	
5	Kirk GIBBS (QLD)	2:00.153	1:54.620	2:23.302	1:57.980	2:11.213	2:18.744	2:13.951	2:05.704
7	Harrison FOSTER (NSW)	2:30.862	2:12.530	2:33.620	2:11.906	2:33.907	2:28.263	2:12.345	
8	Zachary WATSON (QLD)	2:01.118	1:55.994	2:22.963	1:57.169	2:17.659	1:57.201	2:23.887	2:15.919
14	Jed BEATON (VIC)	1:58.868	1:54.110	2:22.700	1:53.051	2:38.113	1:52.338	2:30.864	
20	Wilson TODD (QLD)	2:06.893	1:59.708	1:56.496	2:11.316	1:56.170	2:11.023	2:06.731	1:56.345
24	Brett METCALFE (SA)	2:36.908	2:01.718	2:56.653	1:58.211	1:59.712	2:51.940	1:57.990	
28	Cooper HOLROYD (NSW)	2:13.807	2:05.009	2:11.167	2:03.838	3:35.154	2:02.718	2:02.852	
32	Joel CIGLIANO (NSW)	2:24.804	2:10.845	2:10.466	2:44.946	2:06.268	2:38.427	2:10.178	
40	Kye ORCHARD (QLD)	2:58.205	2:09.040	2:45.694	2:09.496	2:46.347	2:25.625		
45	Hayden MELLROSS (NSW)	2:38.509	2:03.575	2:29.654	2:26.738	2:02.468	3:23.022		
47	Todd WATERS (QLD)	2:10.606	2:42.671	1:57.205	1:57.842	2:37.996	1:54.495	2:31.172	
49	Cody O'LOAN (QLD)	2:15.660	2:05.077	2:17.543	2:06.308	2:04.950	2:27.414	2:05.358	
50	Jason WEST (QLD)	2:08.407	2:04.326	2:20.089	2:07.006	2:19.287	2:06.315	2:50.358	
51	Robbie MARSHALL (QLD)	2:17.062	2:14.259	2:04.510	2:08.075	3:50.554	2:07.365	2:07.146	
56	Riley STEPHENS (NSW)	2:21.304	2:12.987	2:31.322	2:13.595	2:16.072	2:46.692	2:16.154	
70	Ben NOVAK (NSW)	3:11.281	2:04.052	2:29.193	2:04.893	2:03.975	2:03.821	2:43.061	
71	Kane NOVAK (NSW)	2:52.186	2:31.290	2:23.658	4:30.897	2:33.024			
79	Jacob SWEET (VIC)	2:26.162	2:29.369	2:03.391	2:24.386	2:04.874	3:34.901		
81	Joel EVANS (QLD)	1:48.387	1:56.875	2:14.408	1:57.691	2:20.581	2:13.217	1:58.351	2:18.339
84	Siegah WARD (SA)	2:29.808	2:09.853	2:43.184	2:04.918	2:04.578	2:19.458	2:05.905	
96	Kyle WEBSTER (VIC)	2:50.624	1:54.127	2:16.421	4:08.374	3:42.858	2:15.294		
132	Andrew WILKSCH (VIC)	2:01.649	2:03.745	2:17.316	2:03.072	3:33.169	2:04.623	2:04.656	
145	Maximus PURVIS (VIC)	2:04.457	1:57.517	2:00.287	1:56.045	2:34.066	2:10.907	2:18.784	
153	Hamish HARWOOD (VIC)	2:20.037	2:18.099	2:06.443	1:57.983	1:58.128	2:10.751	2:06.290	2:04.104
162	Luke ZIELINSKI (QLD)	2:07.550	2:01.458	2:01.999	2:26.913	1:59.035	2:32.661	2:24.574	
169	Julius RICHARDS (QLD)	2:40.075	2:34.019	3:36.046	2:26.211	2:28.553	2:27.379		
199	Nathan CRAWFORD (QLD)	1:52.759	1:56.143	2:21.225	1:55.122	2:16.626	2:07.632	2:20.028	
215	Liam JACKSON (QLD)	2:12.254	2:05.086	2:01.033	2:29.085	2:03.986	2:02.116	2:25.028	
241	LEVI SAYER (NSW)	2:23.005	2:13.987	2:21.108	2:19.762	2:39.023	2:14.358	2:47.409	
292	Brock SMITH (NSW)	2:53.251	2:24.044	2:19.187	2:52.477	3:14.643	2:18.348		
415	Cody SCHAT (QLD)	3:15.503	2:06.601	2:17.198	2:05.541	2:27.818	2:05.956	2:41.334	
485	Caleb WARD (QLD)	3:09.571	2:35.975	1:56.629	2:27.565	1:56.337	2:00.006	2:25.313	

*** Rider 50 (Jason WEST (QLD)) - 3 position penalty imposed in practice carried over to qualifying ***

*** ALL RIDERS QUALIFY. TOP 10 RIDERS PROGRESS TO SUPERPOLE ***

The results are provisional until the end of the time limit for protests and appeals.


 Chief Timekeeper - Scott Laing


 Race Director - Mark Hancock





Round 8
Queensland Moto Park
17 & 18 August 2024

THOR

THOR MX1
Qualifying

Date: 17/08/24
 Event: Q11
 Weather: Sunny - Temp: 28.0C
 Track: Good

Started at: 14:00:05
 Laps: 15 Min
 Starters: 33
 Posted at: 2:20 PM

PROVISIONAL SECTOR TIMES

Lap	Sector 1	Sector 2	Sector 3	Lap Time	Lap	Sector 1	Sector 2	Sector 3	Lap Time
4 Luke CLOUT (NSW) (6th)					14 Jed BEATON (VIC) (1st)				
1	28.332	43.980	44.204	1:56.516	1	28.091	45.567	45.210	1:58.868
2	39.810	39.516	36.121	1:55.447	2	38.949	39.516	35.645	1:54.110
3	52.171	45.181	39.473	2:16.825	3	49.020	48.657	45.023	2:22.700
4	39.508	39.847	35.839	1:55.194	4	38.784	39.288	34.979	1:53.051
5	56.631	45.752	43.123	2:25.506	5	56.624	55.864	45.625	2:38.113
6	39.146	40.007	36.149	1:55.302	6	38.803	38.825	34.710	1:52.338
7	1:01.164	58.349	47.554	2:47.067	7	53.565	50.752	46.547	2:30.864
5 Kirk GIBBS (QLD) (4th)					20 Wilson TODD (QLD) (9th)				
1	31.065	45.818	43.270	2:00.153	1	32.052	48.531	46.310	2:06.893
2	39.656	39.370	35.594	1:54.620	2	39.634	43.014	37.060	1:59.708
3	48.941	49.092	45.269	2:23.302	3	39.963	40.398	36.135	1:56.496
4	38.987	40.019	38.974	1:57.980	4	48.909	44.331	38.076	2:11.316
5	40.123	45.656	45.434	2:11.213	5	39.784	40.015	36.371	1:56.170
6	39.539	47.048	52.157	2:18.744	6	48.982	43.817	38.224	2:11.023
7	41.326	48.297	44.328	2:13.951	7	40.155	43.988	42.588	2:06.731
8	40.470	41.047	44.187	2:05.704	8	39.768	40.673	35.904	1:56.345
7 Harrison FOSTER (NSW) (28th)					24 Brett METCALFE (SA) (13th)				
1	46.507	56.084	48.271	2:30.862	1	48.997	58.875	49.036	2:36.908
2	44.315	46.507	41.708	2:12.530	2	40.808	42.760	38.150	2:01.718
3	57.946	50.905	44.769	2:33.620	3	1:30.938	46.176	39.539	2:56.653
4	43.894	45.890	42.122	2:11.906	4	40.159	41.105	36.947	1:58.211
5	52.584	55.077	46.246	2:33.907	5	40.755	41.154	37.803	1:59.712
6	45.589	49.931	52.743	2:28.263	6	1:25.350	44.587	42.003	2:51.940
7	44.668	46.620	41.057	2:12.345	7	40.829	40.357	36.804	1:57.990
8 Zachary WATSON (QLD) (7th)					28 Cooper HOLROYD (NSW) (17th)				
1	28.467	46.129	46.522	2:01.118	1	34.027	50.037	49.743	2:13.807
2	40.214	40.245	35.535	1:55.994	2	43.210	42.420	39.379	2:05.009
3	48.058	48.947	45.958	2:22.963	3	42.893	45.396	42.878	2:11.167
4	39.453	40.596	37.120	1:57.169	4	42.947	42.938	37.953	2:03.838
5	49.115	45.941	42.603	2:17.659	5	2:04.707	49.374	41.073	3:35.154
6	39.840	40.554	36.807	1:57.201	6	42.121	41.817	38.780	2:02.718
7	54.458	44.521	44.908	2:23.887	7	42.241	42.963	37.648	2:02.852
8	48.315	46.355	41.249	2:15.919	32 Joel CIGLIANO (NSW) (26th)				

Scott Laing
 Chief Timekeeper - Scott Laing

Mark Hancock
 Race Director - Mark Hancock





Round 8
Queensland Moto Park
17 & 18 August 2024

THOR

THOR MX1
Qualifying

Date: 17/08/24
 Event: Q11
 Weather: Sunny - Temp: 28.0C
 Track: Good

Started at: 14:00:05
 Laps: 15 Min
 Starters: 33
 Posted at: 2:20 PM

PROVISIONAL SECTOR TIMES

Lap	Sector 1	Sector 2	Sector 3	Lap Time	Lap	Sector 1	Sector 2	Sector 3	Lap Time
1	42.440	54.086	48.278	2:24.804	5	42.631	43.626	38.693	2:04.950
2	44.623	46.138	40.084	2:10.845	6	56.337	49.530	41.547	2:27.414
3	45.312	44.579	40.575	2:10.466	7	42.889	43.938	38.531	2:05.358
4	59.662	57.924	47.360	2:44.946	50 Jason WEST (QLD) (24th)				
5	43.312	43.967	38.989	2:06.268	1	33.370	48.918	46.119	2:08.407
6	56.307	51.765	50.355	2:38.427	2	42.178	44.188	37.960	2:04.326
7	43.383	43.682	43.113	2:10.178	3	46.119	49.046	44.924	2:20.089
40 Kye ORCHARD (QLD) (27th)					4	43.388	45.725	37.893	2:07.006
1	56.334	1:01.516	1:00.355	2:58.205	5	49.321	46.886	43.080	2:19.287
2	44.271	45.097	39.672	2:09.040	6	44.177	44.336	37.802	2:06.315
3	1:00.969	58.436	46.289	2:45.694	7	1:14.874	53.016	42.468	2:50.358
4	43.178	46.186	40.132	2:09.496	51 Robbie MARSHALL (QLD) (21th)				
5	1:01.629	56.183	48.535	2:46.347	1	39.837	50.066	47.159	2:17.062
6	44.604	52.972	48.049	2:25.625	2	46.047	46.877	41.335	2:14.259
45 Hayden MELLROSS (NSW) (16th)					3	42.560	43.136	38.814	2:04.510
1	45.895	56.282	56.332	2:38.509	4	42.845	44.659	40.571	2:08.075
2	42.664	42.575	38.336	2:03.575	5	2:02.936	57.933	49.685	3:50.554
3	44.025	57.987	47.642	2:29.654	6	43.641	44.443	39.281	2:07.365
4	41.541	42.635	1:02.562	2:26.738	7	43.231	44.572	39.343	2:07.146
5	41.368	42.488	38.612	2:02.468	56 Riley STEPHENS (NSW) (29th)				
6	1:49.420	51.048	42.554	3:23.022	1	40.026	51.277	50.001	2:21.304
47 Todd WATERS (QLD) (3rd)					2	44.933	45.946	42.108	2:12.987
1	32.465	46.713	51.428	2:10.606	3	45.906	54.966	50.450	2:31.322
2	54.057	1:02.928	45.686	2:42.671	4	44.501	46.903	42.191	2:13.595
3	39.694	41.592	35.919	1:57.205	5	45.644	47.455	42.973	2:16.072
4	40.222	41.215	36.405	1:57.842	6	1:03.242	58.236	45.214	2:46.692
5	1:05.742	43.463	48.791	2:37.996	7	45.910	48.190	42.054	2:16.154
6	39.373	39.894	35.228	1:54.495	70 Ben NOVAK (NSW) (20th)				
7	57.013	46.804	47.355	2:31.172	1	1:00.595	1:02.133	1:08.553	3:11.281
49 Cody O'LOAN (QLD) (23th)					2	41.590	42.884	39.578	2:04.052
1	36.330	50.842	48.488	2:15.660	3	56.119	47.112	45.962	2:29.193
2	42.664	44.034	38.379	2:05.077	4	42.252	42.806	39.835	2:04.893
3	43.858	47.065	46.620	2:17.543	5	42.689	42.317	38.969	2:03.975
4	42.193	43.999	40.116	2:06.308	6	42.571	42.679	38.571	2:03.821

Scott Laing
 Chief Timekeeper - Scott Laing

Mark Hancock
 Race Director - Mark Hancock





Round 8
Queensland Moto Park
17 & 18 August 2024

THOR

THOR MX1
Qualifying

Date: 17/08/24
 Event: Q11
 Weather: Sunny - Temp: 28.0C
 Track: Good

Started at: 14:00:05
 Laps: 15 Min
 Starters: 33
 Posted at: 2:20 PM

PROVISIONAL SECTOR TIMES

Lap	Sector 1	Sector 2	Sector 3	Lap Time	Lap	Sector 1	Sector 2	Sector 3	Lap Time
7	59.531	56.946	46.584	2:43.061	2	<u>39.028</u>	<u>40.220</u>	<u>34.879</u>	<u>1:54.127</u>
					3	46.526	46.838	43.057	2:16.421
71 Kane NOVAK (NSW) (32th)					4	39.057	3:29.317		4:08.374
1	48.989	1:02.393	1:00.804	2:52.186	5	2:03.287	54.171	45.400	3:42.858
2	<u>46.207</u>	54.427	50.656	2:31.290	6	50.307	44.597	40.390	2:15.294
3	48.623	<u>49.857</u>	<u>45.178</u>	<u>2:23.658</u>	132 Andrew WILKSCH (VIC) (18th)				
4	2:46.782	57.650	46.465	4:30.897	1	30.628	45.495	45.526	2:01.649
5	46.514	52.048	54.462	2:33.024	2	43.052	43.610	<u>37.083</u>	2:03.745
79 Jacob SWEET (VIC) (19th)					3	46.154	45.011	46.151	2:17.316
1	47.638	55.822	42.702	2:26.162	4	42.074	<u>43.096</u>	37.902	<u>2:03.072</u>
2	44.289	58.082	46.998	2:29.369	5	1:45.299	49.311	58.559	3:33.169
3	<u>41.571</u>	<u>42.753</u>	<u>39.067</u>	<u>2:03.391</u>	6	<u>42.008</u>	44.688	37.927	2:04.623
4	58.156	45.301	40.929	2:24.386	7	42.377	43.617	38.662	2:04.656
5	41.887	43.543	39.444	2:04.874	145 Maximus PURVIS (VIC) (8th)				
6	1:49.769	55.267	49.865	3:34.901	1	29.622	45.712	49.123	2:04.457
81 Joel EVANS (QLD) (11th)					2	41.375	40.558	<u>35.584</u>	1:57.517
1	26.717	42.087	39.583	1:48.387	3	<u>39.501</u>	43.014	37.772	2:00.287
2	<u>39.518</u>	41.193	<u>36.164</u>	<u>1:56.875</u>	4	39.807	<u>40.062</u>	36.176	<u>1:56.045</u>
3	46.789	46.599	41.020	2:14.408	5	51.450	53.008	49.608	2:34.066
4	40.012	<u>40.475</u>	37.204	1:57.691	6	45.140	45.054	40.713	2:10.907
5	49.114	48.933	42.534	2:20.581	7	45.661	49.166	43.957	2:18.784
6	43.017	45.216	44.984	2:13.217	153 Hamish HARWOOD (VIC) (12th)				
7	40.211	40.482	37.658	1:58.351	1	35.958	50.729	53.350	2:20.037
8	50.418	46.061	41.860	2:18.339	2	41.052	57.290	39.757	2:18.099
84 Siegah WARD (SA) (22th)					3	42.982	43.560	39.901	2:06.443
1	40.891	56.734	52.183	2:29.808	4	<u>39.704</u>	<u>40.857</u>	37.422	<u>1:57.983</u>
2	43.671	45.706	40.476	2:09.853	5	40.317	40.936	<u>36.875</u>	1:58.128
3	1:04.020	55.940	43.224	2:43.184	6	47.648	43.304	39.799	2:10.751
4	43.356	43.004	38.558	2:04.918	7	41.010	46.373	38.907	2:06.290
5	42.683	43.398	<u>38.497</u>	<u>2:04.578</u>	8	40.783	40.872	42.449	2:04.104
6	<u>42.173</u>	<u>42.875</u>	54.410	2:19.458	162 Luke ZIELINSKI (QLD) (14th)				
7	42.937	43.925	39.043	2:05.905	1	34.246	46.820	46.484	2:07.550
96 Kyle WEBSTER (VIC) (2nd)					2	41.451	42.100	37.907	2:01.458
1	45.621	1:05.006	59.997	2:50.624	3	41.155	41.797	39.047	2:01.999

Scott Laing
 Chief Timekeeper - Scott Laing

Mark Hancock
 Race Director - Mark Hancock





Round 8
Queensland Moto Park
17 & 18 August 2024

THOR

THOR MX1
Qualifying

Date: 17/08/24
 Event: Q11
 Weather: Sunny - Temp: 28.0C
 Track: Good

Started at: 14:00:05
 Laps: 15 Min
 Starters: 33
 Posted at: 2:20 PM

PROVISIONAL SECTOR TIMES

Lap	Sector 1	Sector 2	Sector 3	Lap Time	Lap	Sector 1	Sector 2	Sector 3	Lap Time
4	55.996	50.655	40.262	2:26.913	3	46.038	49.316	45.754	2:21.108
5	40.435	40.862	37.738	1:59.035	4	44.671	46.550	48.541	2:19.762
6	51.875	54.040	46.746	2:32.661	5	54.092	56.711	48.220	2:39.023
7	41.457	50.367	52.750	2:24.574	6	45.628	46.456	42.274	2:14.358
					7	58.184	54.705	54.520	2:47.409
169 Julius RICHARDS (QLD) (33th)					292 Brock SMITH (NSW) (31th)				
1	47.255	1:02.165	50.655	2:40.075	1	51.308	1:00.054	1:01.889	2:53.251
2	54.292	52.473	47.254	2:34.019	2	49.058	49.637	45.349	2:24.044
3	1:58.580	51.566	45.900	3:36.046	3	47.663	47.181	44.343	2:19.187
4	49.290	51.738	45.183	2:26.211	4	49.384	59.550	1:03.543	2:52.477
5	47.003	50.865	50.685	2:28.553	5	1:34.512	53.402	46.729	3:14.643
6	48.399	51.514	47.466	2:27.379	6	47.130	47.423	43.795	2:18.348
199 Nathan CRAWFORD (QLD) (5th)					415 Cody SCHAT (QLD) (25th)				
1	26.308	45.382	41.069	1:52.759	1	1:10.457	58.377	1:06.669	3:15.503
2	39.338	40.649	36.156	1:56.143	2	42.715	43.251	40.635	2:06.601
3	49.304	47.324	44.597	2:21.225	3	43.334	51.298	42.566	2:17.198
4	39.841	39.880	35.401	1:55.122	4	41.878	44.026	39.637	2:05.541
5	46.633	45.656	44.337	2:16.626	5	52.138	48.559	47.121	2:27.818
6	40.087	45.305	42.240	2:07.632	6	42.576	43.979	39.401	2:05.956
7	40.026	44.614	55.388	2:20.028	7	55.442	57.534	48.358	2:41.334
215 Liam JACKSON (QLD) (15th)					485 Caleb WARD (QLD) (10th)				
1	30.962	50.609	50.683	2:12.254	1	54.321	1:02.435	1:12.815	3:09.571
2	41.062	42.423	41.601	2:05.086	2	39.536	49.207	1:07.232	2:35.975
3	41.177	41.072	38.784	2:01.033	3	39.226	40.815	36.588	1:56.629
4	51.373	51.727	45.985	2:29.085	4	48.729	49.082	49.754	2:27.565
5	41.063	42.721	40.202	2:03.986	5	38.817	40.871	36.649	1:56.337
6	41.303	42.087	38.726	2:02.116	6	40.962	41.208	37.836	2:00.006
7	50.653	51.679	42.696	2:25.028	7	40.744	1:01.407	43.162	2:25.313
241 LEVI SAYER (NSW) (30th)									
1	39.074	53.271	50.660	2:23.005					
2	45.075	46.968	41.944	2:13.987					

*** Rider 50 (Jason WEST (QLD)) - 3 position penalty imposed in practice carried over to qualifying ***

*** ALL RIDERS QUALIFY. TOP 10 RIDERS PROGRESS TO SUPERPOLE ***

The results are provisional until the end of the time limit for protests and appeals.


 Chief Timekeeper - Scott Laing


 Race Director - Mark Hancock





Round 8
Queensland Moto Park
17 & 18 August 2024



THOR MX1
Qualifying

Date: 17/08/24
 Event: Q11
 Weather: Sunny - Temp: 28.0C
 Track: Good

Started at: 14:00:05
 Laps: 15 Min
 Starters: 33
 Posted at: 2:20 PM

PROVISIONAL FASTEST LAPS SEQUENCE

Race Time	No	Name	Machine	Fastest Lap	On Lap
3:45.262	81	Joel EVANS (QLD)	Yamaha YZF 450	1:56.875	2
3:48.902	199	Nathan CRAWFORD (QLD)	KTM SXF 450	1:56.143	2
3:51.963	4	Luke CLOUT (NSW)	Kawasaki KX 450	1:55.447	2
3:52.978	14	Jed BEATON (VIC)	Yamaha YZ 450	1:54.110	2
8:08.729	14	Jed BEATON (VIC)	Yamaha YZ 450	1:53.051	4
12:39.180	14	Jed BEATON (VIC)	Yamaha YZ 450	1:52.338	6

*** Rider 50 (Jason WEST (QLD)) - 3 position penalty imposed in practice carried over to qualifying ***

*** ALL RIDERS QUALIFY. TOP 10 RIDERS PROGRESS TO SUPERPOLE ***

The results are provisional until the end of the time limit for protests and appeals.


 Chief Timekeeper - Scott Laing


 Race Director - Mark Hancock





Round 8
Queensland Moto Park
17 & 18 August 2024

THOR

THOR MX1
Qualifying

Date: 17/08/24
 Event: Q11
 Weather: Sunny - Temp: 28.0C
 Track: Good

Started at: 14:00:05
 Laps: 15 Min
 Starters: 33
 Posted at: 2:20 PM


PROVISIONAL BEST SECTOR TIMES

Sector 1			Sector 2			Sector 3			Lap		
Pos	Name	Time	Name	Time	Name	Time	Name	Ideal	Fastest	Diff	
1	J. BEATON	38.784	J. BEATON	38.825	J. BEATON	34.710	J. BEATON	1:52.319	1:52.338	.019	
2	C. WARD	38.817	K. GIBBS	39.370	K. WEBSTER	34.879	K. GIBBS	1:53.951	1:54.620	.669	
3	K. GIBBS	38.987	L. CLOUT	39.516	T. WATERS	35.228	K. WEBSTER	1:54.127	1:54.127	.000	
4	K. WEBSTER	39.028	N. CRAWFORD	39.880	N. CRAWFORD	35.401	T. WATERS	1:54.495	1:54.495	.000	
5	L. CLOUT	39.146	T. WATERS	39.894	Z. WATSON	35.535	L. CLOUT	1:54.501	1:55.194	.693	
6	N. CRAWFORD	39.338	W. TODD	40.015	M. PURVIS	35.584	N. CRAWFOR	1:54.619	1:55.122	.503	
7	T. WATERS	39.373	M. PURVIS	40.062	K. GIBBS	35.594	M. PURVIS	1:55.147	1:56.045	.898	
8	Z. WATSON	39.453	K. WEBSTER	40.220	L. CLOUT	35.839	Z. WATSON	1:55.233	1:55.994	.761	
9	M. PURVIS	39.501	Z. WATSON	40.245	W. TODD	35.904	W. TODD	1:55.553	1:56.170	.617	
10	J. EVANS	39.518	B. METCALFE	40.357	J. EVANS	36.164	J. EVANS	1:56.157	1:56.875	.718	
11	W. TODD	39.634	J. EVANS	40.475	C. WARD	36.588	C. WARD	1:56.220	1:56.337	.117	
12	H. HARWOOD	39.704	C. WARD	40.815	B. METCALFE	36.804	B. METCALFE	1:57.320	1:57.990	.670	
13	B. METCALFE	40.159	H. HARWOOD	40.857	H. HARWOOD	36.875	H. HARWOOD	1:57.436	1:57.983	.547	
14	L. ZIELINSKI	40.435	L. ZIELINSKI	40.862	A. WILKSCH	37.083	L. ZIELINSKI	1:59.035	1:59.035	.000	
15	L. JACKSON	41.062	L. JACKSON	41.072	C. HOLROYD	37.648	L. JACKSON	2:00.860	2:01.033	.173	
16	H. MELLROSS	41.368	C. HOLROYD	41.817	L. ZIELINSKI	37.738	C. HOLROYD	2:01.586	2:02.718	1.132	
17	J. SWEET	41.571	B. NOVAK	42.317	J. WEST	37.802	A. WILKSCH	2:02.187	2:03.072	.885	
18	B. NOVAK	41.590	H. MELLROSS	42.488	H. MELLROSS	38.336	H. MELLROSS	2:02.192	2:02.468	.276	
19	C. SCHAT	41.878	J. SWEET	42.753	C. O'LOAN	38.379	B. NOVAK	2:02.478	2:03.821	1.343	
20	A. WILKSCH	42.008	S. WARD	42.875	S. WARD	38.497	J. SWEET	2:03.391	2:03.391	.000	
21	C. HOLROYD	42.121	A. WILKSCH	43.096	B. NOVAK	38.571	S. WARD	2:03.545	2:04.578	1.033	
22	S. WARD	42.173	R. MARSHALL	43.136	L. JACKSON	38.726	J. WEST	2:04.168	2:04.326	.158	
23	J. WEST	42.178	C. SCHAT	43.251	R. MARSHALL	38.814	C. O'LOAN	2:04.198	2:04.950	.752	
24	C. O'LOAN	42.193	C. O'LOAN	43.626	J. CIGLIANO	38.989	R. MARSHAL	2:04.510	2:04.510	.000	
25	R. MARSHALL	42.560	J. CIGLIANO	43.682	J. SWEET	39.067	C. SCHAT	2:04.530	2:05.541	1.011	
26	K. ORCHARD	43.178	J. WEST	44.188	C. SCHAT	39.401	J. CIGLIANO	2:05.983	2:06.268	.285	
27	J. CIGLIANO	43.312	K. ORCHARD	45.097	K. ORCHARD	39.672	K. ORCHARD	2:07.947	2:09.040	1.093	
28	H. FOSTER	43.894	H. FOSTER	45.890	H. FOSTER	41.057	H. FOSTER	2:10.841	2:11.906	1.065	
29	R. STEPHENS	44.501	R. STEPHENS	45.946	L. SAYER	41.944	R. STEPHENS	2:12.501	2:12.987	.486	
30	L. SAYER	44.671	L. SAYER	46.456	R. STEPHENS	42.054	L. SAYER	2:13.071	2:13.987	.916	
31	K. NOVAK	46.207	B. SMITH	47.181	B. SMITH	43.795	B. SMITH	2:18.106	2:18.348	.242	
32	J. RICHARDS	47.003	K. NOVAK	49.857	K. NOVAK	45.178	K. NOVAK	2:21.242	2:23.658	2.416	
33	B. SMITH	47.130	J. RICHARDS	50.865	J. RICHARDS	45.183	J. RICHARDS	2:23.051	2:26.211	3.160	

*** Rider 50 (Jason WEST (QLD)) - 3 position penalty imposed in practice carried over to qualifying ***

*** ALL RIDERS QUALIFY. TOP 10 RIDERS PROGRESS TO SUPERPOLE ***

The results are provisional until the end of the time limit for protests and appeals.


 Chief Timekeeper - Scott Laing


 Race Director - Mark Hancock





Round 8
Queensland Moto Park
17 & 18 August 2024

THOR

THOR MX1
Qualifying

Date: 17/08/24
 Event: Q11
 Weather: Sunny - Temp: 28.0C
 Track: Good

Started at: 14:00:05
 Laps: 15 Min
 Starters: 33
 Posted at: 2:20 PM

PROVISIONAL RACE INFORMATION

Time	Description
14:00:05	Event Start
14:01:25	Rider 50 (Jason WEST) - 3 POSITION PENALTY CARRIED OVER FROM PRACTICE
14:15:07	Chequered Flag
14:17:23	Event Finish

*** Rider 50 (Jason WEST (QLD)) - 3 position penalty imposed in practice carried over to qualifying ***

*** ALL RIDERS QUALIFY. TOP 10 RIDERS PROGRESS TO SUPERPOLE ***

The results are provisional until the end of the time limit for protests and appeals.



Scott Laing
 Chief Timekeeper - Scott Laing

Mark Hancock
 Race Director - Mark Hancock

www.computime.com.au
COMPUTIME RACE TIMING SYSTEMS PTY LTD

