

RACE & ROAD SUPERSPORT 300
Free Practice

Date: **21/02/25**
Event: **P01**
Weather: **Sunny - Temp: 17.6C**
Track: **Dry - Temp: 16.0C**

Started at: **08:45:20**
Laps: **20 Min**
Starters: **40**
Posted at: **10:13 AM**

PROVISIONAL CLASSIFICATION

Pos	No	Name	Machine	Fastest Lap	On Lap	Behind Leader	Behind Prev	Top Speed
1	95	Tara MORRISON (SA) / Fearless M-c / Alpinestars / Active Tree Serv. / Nightmare Designs / Morgans Cranes	Kawasaki Ninja	1:48.987	9 of 10			196
2	33	Jordy SIMPSON (SA) / YRD / Yamaha Aust. / Simpson Crash / Simpson Signs	Yamaha YZF-R3	1:49.761	4 of 10	.774	.774	194
3	22	Jai RUSSO (NSW) / Russo Performance / FUSport	Yamaha YZF-R3	1:49.962	9 of 10	.975	.201	196
4	7	Oliver SHORT (VIC) / Highside / 1Self / FUSport / Handcrafted Homes / Racelines / PROrace	Kawasaki Ninja	1:50.131	8 of 10	1.144	.169	190
5	67	Tom NICOLSON (VIC) / LS2 Helmets / Calder Auto Electrics / Ord's M-cycles Ararat / Tint NV	Kawasaki Ninja	1:50.147	9 of 11	1.160	.016	198
6	39	Scott NICHOLSON (VIC) / Traction Control M-sport / G. Williams M-cycle Eng. / RST Moto / KYT / Michelin	Kawasaki Ninja	1:50.454	9 of 10	1.467	.307	196
7	41	Hudson THOMPSON (NSW) / I & K Excavations / MotoStars / 4SR / RS&C	Yamaha YZF-R3	1:50.595	10 of 10	1.608	.141	190
8	59	Sam DRANE (NSW) / Estenson Racing	Yamaha YZF-R3	1:50.618	4 of 11	1.631	.023	195
9	42	Riley NAUTA (QLD) / Champion's Ride Days / Dunlop / Kawasaki	Kawasaki Ninja	1:50.633	6 of 11	1.646	.015	200
10	56	Oscar LEWIS (NSW) / MotoSchool Race Team	Yamaha YZF-R3	1:50.710	10 of 10	1.723	.077	183
11	99	Nixon FROST (VIC)	Yamaha YZF-R3	1:50.713	9 of 11	1.726	.003	199
12	32	Mitchel CARRICK (VIC) / Grinning Dingo / Shoei Helmets / Race & Road / RBT Suppliers / Axle Armor	Kawasaki Ninja	1:50.735	6 of 11	1.748	.022	201
13	34	Seth DELLOW (SA) / Team BWR / Murrundi Ferry Services	Yamaha YZF-R3	1:50.984	10 of 10	1.997	.249	188
14	46	William HUNT (NSW) / Project 46 / Knight Designs / AT1 Pro Race Suits / Picture Me Rollin / Loadlink	Yamaha YZF-R3	1:51.315	10 of 10	2.328	.331	188
15	68	Ryan LARKIN (VIC) / Drysdale's Chaff / Scrivens Honda	Yamaha YZF-R3	1:51.432	4 of 10	2.445	.117	192
16	31	Toby JAMES (VIC) / Ricondi / Race & Road	Yamaha YZF-R3	1:51.458	3 of 10	2.471	.026	194
17	48	Valentino KNEZOVIC (NSW) / Motocity / Excite / Billetta Imports	Yamaha YZF-R3	1:51.663	7 of 10	2.676	.205	189
18	5	Jake SENIOR (VIC) / Boltions / JLB Construction / Luxe Hair Lab / Boyers	Yamaha YZF-R3	1:51.682	3 of 5	2.695	.019	195
19	66	Mitch SIMPSON (SA) / YRD / Yamaha Aust. / Simpson Crash / Simpson Signs	Yamaha YZF-R3	1:51.799	10 of 10	2.812	.117	181
20	222	Lincoln KNIGHT (NSW) / Astina / Knights Fencing / Ricondi Race & Road / Penrite Oil / Excite M-sports	Yamaha YZF-R3	1:52.094	9 of 10	3.107	.295	195
21	60	David COWARD (TAS) / LRG / Webb Racing / Bridgestone / Spectrum / Mustard	Kawasaki Ninja	1:52.126	11 of 11	3.139	.032	194
22	43	John PELGRAVE (QLD) / Marty's Moto Repairs / Fauna Solutions / MDG Bike / A&P Electrical	Yamaha YZF-R3	1:52.423	9 of 11	3.436	.297	191
23	323	Flynn JACOBS (SA) / Enzed Adelaide	Yamaha YZF-R3	1:52.470	9 of 10	3.483	.047	187
24	61	Rossi McADAM (WA) / Ma17tin Coaching / Premier Service Aust. / 61 Club / TJI Solutions / EAC Systems	Yamaha YZF-R3	1:52.607	7 of 10	3.620	.137	190
25	37	Alexander CODEY (NSW) / Spartan Creative / Impact Smash Repairs / Bridgestone / Whites Racing Products	Yamaha YZF-R3	1:52.728	9 of 11	3.741	.121	188
26	11	Nikolas LAZOS (VIC) / Stop & Seal Racing / Macbuild / Clean to You / City MX / Karora.au	Yamaha YZF-R3	1:53.409	9 of 9	4.422	.681	184

Chief Timekeeper - Scott Lang

Race Director - Tom Williams




RACE & ROAD SUPERSPORT 300
Free Practice

 Date: **21/02/25**
 Event: **P01**
 Weather: **Sunny - Temp: 17.6C**
 Track: **Dry - Temp: 16.0C**

 Started at: **08:45:20**
 Laps: **20 Min**
 Starters: **40**
 Posted at: **10:13 AM**
PROVISIONAL CLASSIFICATION

Pos	No	Name	Machine	Fastest Lap	On Lap	Behind Leader	Behind Prev	Top Speed
27	128	Tyler KING (VIC)	Kawasaki Ninja	1:54.051	3 of 3	5.064	.642	194
28	83	Alvin WU (QLD) / Addicted to Track	Yamaha YZF-R3	1:54.423	5 of 5	5.436	.372	188
29	85	Phoenix O'BRIEN (VIC) / MotoGo Yamaha Race Team	Yamaha YZF-R3	1:54.450	10 of 11	5.463	.027	185
30	23	Matthew RITTER (VIC) / GC Racing	Yamaha YZF-R3	1:54.501	10 of 10	5.514	.051	187
31	4	Ethan DELLOW (SA) / Team BWR / Murrundi Ferry Services	Yamaha YZF-R3	1:54.733	9 of 10	5.746	.232	186
32	98	Tianhao ZHAO (VIC) / Moto Ridenow /GB Racing / SBS	Yamaha YZF-R3	1:54.970	3 of 10	5.983	.237	183
33	78	Josh UNDERWOOD (VIC) / Metcher Motorsport / Trevs TT Tours	Yamaha YZF-R3	1:55.417	4 of 8	6.430	.447	188
34	28	Zane BECKINSALE (NSW) / MotoSchool	Yamaha YZF-R3	1:55.578	7 of 7	6.591	.161	182
35	63	Mitchell CARTWRIGHT (NSW) / Motocity / Complete AV / FSport / Tactical Recovery / AGV / Ricondi	Yamaha YZF-R3	1:56.227	5 of 9	7.240	.649	188
36	71	Hudson AIR (SA) / Butterfields Services (Aust) Pty Ltd	Yamaha YZF-R3	1:56.277	10 of 10	7.290	.050	186
37	84	Zachary RUSSO (NSW) / Secure Building Solutions	Yamaha YZF-R3	1:56.930	10 of 10	7.943	.653	182
38	36	Caiden BUNWORTH (VIC) / Core24 Health & Fitness	Kawasaki Ninja	1:58.221	3 of 3	9.234	1.291	176
39	18	Elijah ANDREW (NSW) / MotoSchool	Yamaha YZF-R3	1:58.363	9 of 9	9.376	.142	186
40	6	Scott McINTOSH (VIC) / Sleekline Installations	Yamaha YZF-R3	2:05.089	6 of 6	16.102	6.726	169
Not enough laps								
NC	55	Jake PAIGE (QLD) / Champions Ride Days / Dunlop / Kawasaki	Kawasaki Ninja	.000	0 of 0		-	187
							1:48.987	



Chief Timekeeper - Scott Lang



Race Director - Tom Williams



RACE & ROAD SUPERSPORT 300
Free Practice

Date: **21/02/25**
Event: **P01**
Weather: **Sunny - Temp: 17.6C**
Track: **Dry - Temp: 16.0C**

Started at: **08:45:20**
Laps: **20 Min**
Starters: **40**
Posted at: **10:13 AM**

PROVISIONAL LAP TIMES

No	Name	Lap 1	Lap 2	Lap 3	Lap 4	Lap 5	Lap 6	Lap 7	Lap 8	Lap 9	Lap 10	Lap 11
4	Ethan DELLOW (SA)	1:59.445	1:57.657	1:56.635	2:32.624	1:56.637	1:56.737	1:56.954	1:56.518	1:54.733	1:55.268	
5	Jake SENIOR (VIC)	1:52.215	1:51.856	1:51.682	1:52.255	1:52.030						
6	Scott McINTOSH (VIC)	2:09.920	2:07.545	2:06.570	2:05.357	2:05.336	2:05.089					
7	Oliver SHORT (VIC)	1:51.927	1:51.376	1:50.923	1:50.582	1:50.487	1:51.612	1:50.711	1:50.131	1:50.509	1:50.803	
11	Nikolas LAZOS (VIC)	2:00.315	1:56.819	1:56.583	1:54.888	1:54.862	1:54.713	1:53.883	1:54.000	1:53.409		
18	Elijah ANDREW (NSW)	2:04.865	2:00.841	2:01.204	2:01.031	2:00.760	1:59.911	2:00.013	1:59.399	1:58.363		
22	Jai RUSSO (NSW)	1:54.515	1:52.645	1:51.771	1:52.156	1:51.856	1:58.947	1:52.254	1:51.331	1:49.962	2:02.166	
23	Matthew RITTER (VIC)	1:59.266	1:59.959	1:57.906	1:57.704	1:56.872	1:56.834	1:56.515	1:56.572	1:55.282	1:54.501	
28	Zane BECKINSALE (NSW)	1:57.630	1:57.784	1:57.527	1:57.166	1:55.973	1:56.475	1:55.578				
31	Toby JAMES (VIC)	1:55.070	1:51.967	1:51.458	1:52.890	1:53.552	1:52.278	1:51.627	1:53.508	1:52.464	1:53.078	
32	Mitchel CARRICK (VIC)	1:55.684	1:53.869	1:54.370	1:54.037	1:51.617	1:50.735	1:51.039	1:51.840	1:51.615	1:52.613	1:51.455
33	Jordy SIMPSON (SA)	1:53.372	1:51.834	1:50.848	1:49.761	1:57.399	1:50.393	1:50.752	1:58.804	1:52.826	2:00.600	
34	Seth DELLOW (SA)	1:57.151	1:55.235	1:53.941	1:52.893	1:52.589	1:51.950	1:53.867	1:53.167	1:51.147	1:50.984	
36	Caiden BUNWORTH (VIC)	2:00.042	2:04.649	1:58.221								
37	Alexander CODEY (NSW)	2:00.110	1:56.823	1:56.831	1:55.433	1:55.958	1:54.580	1:54.243	1:53.286	1:52.728	1:52.819	1:53.963
39	Scott NICHOLSON (VIC)	1:52.274	1:54.941	1:51.500	3:10.551	2:00.243	1:51.335	1:51.167	1:50.942	1:50.454	1:51.090	
41	Hudson THOMPSON (NSW)	1:54.189	1:52.517	1:52.815	1:51.172	1:51.354	1:52.590	1:51.687	1:50.842	1:52.740	1:50.595	
42	Riley NAUTA (QLD)	1:54.831	1:53.455	1:51.600	1:50.713	1:55.949	1:50.633	1:55.572	1:51.180	1:51.272	1:50.655	1:51.045
43	John PELGRAVE (QLD)	1:57.852	1:55.479	1:55.068	1:53.559	1:54.265	1:52.492	1:53.557	1:53.409	1:52.423	1:52.807	1:53.244
46	William HUNT (NSW)	1:53.669	1:57.308	1:53.683	1:53.410	1:52.929	1:53.356	1:51.817	1:53.101	1:53.453	1:51.315	
48	Valentino KNEZOVIC (NSW)	2:01.944	1:53.672	1:54.119	1:53.773	1:53.702	1:53.973	1:51.663	3:04.530	1:59.803	1:52.846	
56	Oscar LEWIS (NSW)	1:57.030	1:55.270	1:54.510	1:53.521	1:51.935	1:52.408	1:51.930	1:50.717	1:52.621	1:50.710	
59	Sam DRANE (NSW)	1:54.312	1:52.545	1:50.883	1:50.618	1:50.942	1:51.221	1:51.709	1:50.739	1:50.743	1:50.970	1:51.107
60	David COWARD (TAS)	1:56.353	1:54.019	1:54.751	1:53.815	1:53.815	1:53.277	1:54.159	1:54.203	1:54.149	1:54.185	1:52.126
61	Rossi McADAM (WA)	1:56.521	1:56.053	1:54.588	1:53.716	1:53.887	1:53.354	1:52.607	1:52.726	1:52.825	1:52.949	
63	Mitchell CARTWRIGHT (NSW)	1:59.261	1:57.885	1:58.546	1:57.391	1:56.227	1:56.911	1:57.101	1:56.257	1:56.531		
66	Mitch SIMPSON (SA)	1:53.799	1:52.544	1:53.067	1:52.563	1:53.087	1:52.832	1:52.832	1:52.529	1:52.238	1:51.799	
67	Tom NICOLSON (VIC)	1:55.130	1:52.718	1:51.749	1:51.979	1:51.119	1:51.308	1:51.226	1:50.876	1:50.147	1:50.424	1:50.834
68	Ryan LARKIN (VIC)	1:54.479	1:52.647	1:51.869	1:51.432	1:54.598	1:53.055	1:51.739	1:52.697	1:52.631	1:54.666	
71	Hudson AIR (SA)	2:01.152	1:58.709	1:57.410	1:57.475	1:57.056	2:02.914	1:58.361	1:57.336	1:56.429	1:56.277	
78	Josh UNDERWOOD (VIC)	1:59.609	1:57.602	1:56.230	1:55.417	1:57.257	2:22.594	1:57.554	1:57.021			
83	Alvin WU (QLD)	1:58.362	1:55.718	1:55.124	1:54.663	1:54.423						
84	Zachary RUSSO (NSW)	2:02.175	2:01.098	2:00.984	2:00.498	1:59.740	2:00.813	1:59.719	1:58.314	1:57.826	1:56.930	
85	Phoenix O'BRIEN (VIC)	1:59.028	1:57.016	1:57.813	1:55.202	1:56.047	1:57.137	1:56.590	1:56.829	1:56.541	1:54.450	1:55.435
95	Tara MORRISON (SA)	1:52.441	1:51.187	1:51.487	1:50.848	1:49.859	1:51.115	2:56.629	1:57.581	1:48.987	1:49.871	
98	Tianhao ZHAO (VIC)	1:58.614	1:59.074	1:54.970	1:55.789	1:56.642	1:55.616	1:56.069	1:56.277	1:55.956	1:56.033	
99	Nixon FROST (VIC)	1:55.763	1:54.058	1:53.027	1:52.605	1:50.858	1:50.968	1:50.721	1:51.317	1:50.713	1:52.286	1:51.679
128	Tyler KING (VIC)	1:57.492	1:55.153	1:54.051								
222	Lincoln KNIGHT (NSW)	1:58.004	1:57.937	1:55.793	1:54.905	1:54.030	1:53.682	1:52.974	1:52.766	1:52.094	1:52.457	
323	Flynn JACOBS (SA)	1:58.998	1:56.151	1:56.477	1:55.356	1:55.833	1:55.820	1:55.168	1:53.739	1:52.470	1:53.821	

Chief Timekeeper - Scott Lang

Race Director - Tom Williams



RACE & ROAD SUPERSPORT 300
Free Practice

Date: **21/02/25**
Event: **P01**
Weather: **Sunny - Temp: 17.6C**
Track: **Dry - Temp: 16.0C**

Started at: **08:45:20**
Laps: **20 Min**
Starters: **40**
Posted at: **10:13 AM**

PROVISIONAL SECTOR TIMES

Lap	Sector 1	Sector 2	Sector 3	Sector 4	Lap Time	Spd	Lap	Sector 1	Sector 2	Sector 3	Sector 4	Lap Time	Spd
4 Ethan DELLOW (SA) (31th)							7	27.571	33.506	22.067	31.569	1:54.713	183
1	28.985	35.063	22.814	32.583	1:59.445	178	8	27.382	33.071	22.076	31.354	1:53.883	183
2	28.172	34.466	22.508	32.511	1:57.657	186	9	27.480	33.080	22.032	31.408	1:54.000	180
3	27.964	33.783	22.573	32.315	1:56.635	183	10	27.273	33.030	22.000	31.106	1:53.409	184
4	28.196	1:07.453	24.436	32.539	2:32.624	179	18 Elijah ANDREW (NSW) (39th)						
5	27.855	34.002	22.682	32.098	1:56.637	179	1		1:53.639	24.697	35.159	2:53.495	
6	27.921	33.692	22.649	32.475	1:56.737	180	2	30.564	36.264	23.787	34.250	2:04.865	177
7	28.262	34.126	22.392	32.174	1:56.954	179	3	29.340	35.214	23.134	33.153	2:00.841	179
8	28.066	33.888	22.621	31.943	1:56.518	178	4	29.376	35.496	23.107	33.225	2:01.204	180
9	27.472	33.412	22.279	31.570	1:54.733	186	5	29.120	35.051	23.193	33.667	2:01.031	186
10	27.825	33.215	22.299	31.929	1:55.268	181	6	29.232	35.036	23.177	33.315	2:00.760	178
5 Jake SENIOR (VIC) (18th)							7	29.240	34.873	22.880	32.918	1:59.911	179
1	26.866	33.007	21.261	31.081	1:52.215	189	8	29.068	35.051	22.923	32.971	2:00.013	176
2	26.557	32.958	21.182	31.159	1:51.856	195	9	28.901	34.771	22.886	32.841	1:59.399	176
3	26.679	32.523	21.188	31.292	1:51.682	189	10	28.665	34.396	22.604	32.698	1:58.363	176
4	26.751	32.665	21.599	31.240	1:52.255	188	22 Jai RUSSO (NSW) (3rd)						
5	26.656	32.697	21.364	31.313	1:52.030	187	1	27.831	33.916	21.809	30.959	1:54.515	188
6 Scott McINTOSH (VIC) (40th)							2	27.033	32.931	21.607	31.074	1:52.645	188
1			1:48.894	36.906	2:25.800		3	27.057	32.913	21.361	30.440	1:51.771	191
2	32.128	37.979	24.683	35.130	2:09.920	157	4	26.662	32.565	21.315	31.614	1:52.156	190
3	30.958	36.930	24.404	35.253	2:07.545	164	5	26.425	33.110	21.418	30.903	1:51.856	196
4	30.282	36.243	24.059	35.986	2:06.570	166	6	26.979	32.972	21.972	37.024	1:58.947	185
5	30.380	36.909	23.992	34.076	2:05.357	165	7	26.849	33.047	21.728	30.630	1:52.254	188
6	29.491	36.759	24.565	34.521	2:05.336	169	8	26.834	32.625	21.340	30.532	1:51.331	187
7	30.786	36.370	23.795	34.138	2:05.089	161	9	26.438	32.311	21.106	30.107	1:49.962	191
7 Oliver SHORT (VIC) (4th)							10	26.760	43.244	21.477	30.685	2:02.166	188
1	27.034	32.987	21.342	30.564	1:51.927	186	23 Matthew RITTER (VIC) (30th)						
2	26.249	33.487	21.187	30.453	1:51.376	189	1	28.961	35.230	22.927	32.148	1:59.266	184
3	26.932	32.540	21.264	30.187	1:50.923	188	2	28.104	35.744	23.461	32.650	1:59.959	187
4	26.197	32.450	21.505	30.430	1:50.582	190	3	28.272	34.513	22.632	32.489	1:57.906	182
5	26.347	32.470	21.090	30.580	1:50.487	189	4	28.276	34.521	22.469	32.438	1:57.704	187
6	26.579	32.856	21.214	30.963	1:51.612	186	5	27.998	34.334	22.522	32.018	1:56.872	181
7	26.743	32.516	20.953	30.499	1:50.711	187	6	28.031	34.042	22.546	32.215	1:56.834	180
8	26.384	32.131	21.090	30.526	1:50.131	187	7	28.065	33.827	22.350	32.273	1:56.515	182
9	26.359	32.256	21.055	30.839	1:50.509	188	8	27.971	34.145	22.376	32.080	1:56.572	180
10	26.530	32.451	21.128	30.694	1:50.803	189	9	27.976	33.592	22.096	31.618	1:55.282	181
11 Nikolas LAZOS (VIC) (26th)							10	27.596	33.304	22.024	31.577	1:54.501	187
1		2:43.070	24.742	34.203	3:42.015		28 Zane BECKINSALE (NSW) (34th)						
2	29.275	34.999	23.031	33.010	2:00.315	173	1		1:51.797	24.057	33.260	2:49.114	
3	28.115	33.999	22.456	32.249	1:56.819	177	2	28.599	34.464	22.695	31.872	1:57.630	178
4	28.267	33.450	22.467	32.399	1:56.583	174	3	28.881	34.127	22.964	31.812	1:57.784	181
5	27.468	33.427	22.055	31.938	1:54.888	181	4	28.923	34.132	22.867	31.605	1:57.527	181
6	27.520	33.483	22.338	31.521	1:54.862	180	5	28.103	34.148	22.648	32.267	1:57.166	179

Chief Timekeeper - Scott Lang

Race Director - Tom Williams



RACE & ROAD SUPERSPORT 300

Free Practice

Date: 21/02/25
Event: P01
Weather: Sunny - Temp: 17.6C
Track: Dry - Temp: 16.0C

Started at: 08:45:20
Laps: 20 Min
Starters: 40
Posted at: 10:13 AM

PROVISIONAL SECTOR TIMES

Lap	Sector 1	Sector 2	Sector 3	Sector 4	Lap Time	Spd	Lap	Sector 1	Sector 2	Sector 3	Sector 4	Lap Time	Spd
6	28.062	33.792	22.615	31.504	1:55.973	180	6	27.132	32.721	21.488	30.609	1:51.950	186
7	27.973	34.020	22.583	31.899	1:56.475	180	7	27.364	32.867	21.876	31.760	1:53.867	188
8	27.606	33.982	22.462	31.528	1:55.578	182	8	26.984	33.014	21.754	31.415	1:53.167	188
							9	27.010	32.347	21.219	30.571	1:51.147	185
							10	26.656	32.476	21.285	30.567	1:50.984	188
31 Toby JAMES (VIC) (16th)													
1	28.178	33.569	22.152	31.171	1:55.070	194							
2	26.808	32.936	21.643	30.580	1:51.967	190							
3	26.431	32.521	21.234	31.272	1:51.458	192	36 Caiden BUNWORTH (VIC) (38th)						
4	26.797	33.065	22.119	30.909	1:52.890	187	1	28.939	35.292	22.437	33.374	2:00.042	173
5	26.665	32.974	22.573	31.340	1:53.552	191	2	28.770	1:35.879	1:30.618	34.031	2:04.649	173
6	26.419	33.095	21.750	31.014	1:52.278	188	3	28.364	34.858	22.543	32.456	1:58.221	174
7	26.581	32.899	21.544	30.603	1:51.627	185	37 Alexander CODEY (NSW) (25th)						
8	27.002	33.616	22.069	30.821	1:53.508	188	1	29.600	35.091	23.182	32.237	2:00.110	177
9	26.513	32.626	21.748	31.577	1:52.464	186	2	28.503	34.226	22.360	31.734	1:56.823	183
10	27.099	33.024	21.805	31.150	1:53.078	184	3	28.388	33.821	22.169	32.453	1:56.831	183
							4	28.072	33.770	22.021	31.570	1:55.433	184
							5	28.059	33.848	22.352	31.699	1:55.958	181
32 Mitchel CARRICK (VIC) (12th)													
1	27.953	34.262	21.922	31.547	1:55.684	185	6	27.999	33.456	22.088	31.037	1:54.580	178
2	27.216	33.526	21.792	31.335	1:53.869	188	7	27.583	33.343	21.930	31.387	1:54.243	186
3	27.450	33.544	21.856	31.520	1:54.370	187	8	27.539	33.121	21.839	30.787	1:53.286	188
4	27.397	33.466	22.022	31.152	1:54.037	186	9	27.418	32.664	21.541	31.105	1:52.728	185
5	26.980	32.806	21.287	30.544	1:51.617	198	10	27.222	32.857	21.662	31.078	1:52.819	188
6	26.628	32.604	21.137	30.366	1:50.735	195	11	27.429	33.101	22.139	31.294	1:53.963	187
7	26.430	32.823	21.370	30.416	1:51.039	198	39 Scott NICHOLSON (VIC) (6th)						
8	26.406	32.878	21.269	31.287	1:51.840	201	1		22.166	22.334	31.704	1:16.204	
9	26.796	32.889	21.245	30.685	1:51.615	191	2	27.011	32.834	21.646	30.783	1:52.274	188
10	26.595	32.737	21.867	31.414	1:52.613	194	3	26.478	35.791	21.810	30.862	1:54.941	194
11	26.603	32.569	21.489	30.794	1:51.455	193	4	26.296	32.740	21.568	30.896	1:51.500	191
							5	27.039	48.393	21.234	1:33.885	3:10.551	185
33 Jordy SIMPSON (SA) (2nd)													
1	27.220	33.122	21.442	31.588	1:53.372	181	6	35.121	32.774	21.414	30.934	2:00.243 P	
2	26.858	32.630	21.421	30.925	1:51.834	183	7	26.656	32.442	21.553	30.684	1:51.335	187
3	26.524	32.307	21.215	30.802	1:50.848	184	8	26.520	32.458	21.575	30.614	1:51.167	188
4	26.113	32.088	20.991	30.569	1:49.761	187	9	26.635	32.394	21.332	30.581	1:50.942	187
5	26.467	32.786	24.962	33.184	1:57.399	194	10	26.589	32.213	21.237	30.415	1:50.454	187
6	26.411	32.279	21.274	30.429	1:50.393	186	11	26.366	32.392	21.472	30.860	1:51.090	196
7	26.025	32.153	21.302	31.272	1:50.752	191	41 Hudson THOMPSON (NSW) (7th)						
8	32.485	33.567	21.580	31.172	1:58.804	188	1	1:27.220	35.317	22.919	32.309	2:57.765	
9	26.556	32.484	21.521	32.265	1:52.826	184	2	27.781	33.049	22.185	31.174	1:54.189	180
10	26.829	41.171	21.577	31.023	2:00.600	183	3	27.303	32.677	21.681	30.856	1:52.517	180
							4	27.211	32.930	21.670	31.004	1:52.815	185
34 Seth DELLOW (SA) (13th)													
1	29.147	33.962	22.012	32.030	1:57.151	177	5	26.920	32.490	21.426	30.336	1:51.172	179
2	27.862	33.688	22.024	31.661	1:55.235	181	6	26.570	32.038	21.678	31.068	1:51.354	184
3	27.174	33.433	21.857	31.477	1:53.941	188	7	26.886	33.086	21.353	31.265	1:52.590	189
4	27.204	33.187	21.559	30.943	1:52.893	182	8	26.397	32.740	21.662	30.888	1:51.687	188
5	26.906	33.070	21.635	30.978	1:52.589	183	9	26.644	32.205	21.387	30.606	1:50.842	182

Chief Timekeeper - Scott Lang

Race Director - Tom Williams




RACE & ROAD SUPERSPORT 300
Free Practice


 Date: **21/02/25**
 Event: **P01**
 Weather: **Sunny - Temp: 17.6C**
 Track: **Dry - Temp: 16.0C**

 Started at: **08:45:20**
 Laps: **20 Min**
 Starters: **40**
 Posted at: **10:13 AM**
PROVISIONAL SECTOR TIMES

Lap	Sector 1	Sector 2	Sector 3	Sector 4	Lap Time	Spd	Lap	Sector 1	Sector 2	Sector 3	Sector 4	Lap Time	Spd
10	26.404	33.474	21.947	30.915	1:52.740	186	6	27.188	33.187	22.035	31.563	1:53.973	181
11	26.194	32.231	21.362	30.808	1:50.595	190	7	26.808	32.610	21.480	30.765	1:51.663	188
							8	26.638	38.240	23.280	1:36.372	3:04.530	187
							9	33.030	33.466	21.940	31.367	1:59.803 P	
42 Riley NAUTA (QLD) (9th)							10	26.658	32.940	21.833	31.415	1:52.846	189
1	27.778	33.873	21.852	31.328	1:54.831	189							
2	27.226	33.480	21.748	31.001	1:53.455	193							
3	26.821	32.912	21.277	30.590	1:51.600	192	56 Oscar LEWIS (NSW) (10th)						
4	26.546	32.234	21.760	30.173	1:50.713	189	1		1:51.212	23.700	32.612	2:47.524	
5	26.186	37.614	21.644	30.505	1:55.949	198	2	28.139	34.884	22.194	31.813	1:57.030	178
6	26.860	32.084	21.626	30.063	1:50.633	200	3	27.561	34.158	21.935	31.616	1:55.270	179
7	27.421	36.398	21.421	30.332	1:55.572	188	4	27.325	33.728	21.751	31.706	1:54.510	179
8	26.530	32.411	21.476	30.763	1:51.180	195	5	27.191	33.345	21.839	31.146	1:53.521	179
9	26.264	32.218	21.587	31.203	1:51.272	193	6	27.025	32.761	21.649	30.500	1:51.935	179
10	26.516	32.238	21.363	30.538	1:50.655	193	7	26.944	32.745	21.477	31.242	1:52.408	183
11	26.565	32.092	21.594	30.794	1:51.045	193	8	26.851	32.993	21.433	30.653	1:51.930	181
							9	26.854	32.312	21.276	30.275	1:50.717	182
43 John PELGRAVE (QLD) (22th)							10	26.652	33.345	21.557	31.067	1:52.621	181
1	28.226	34.674	22.481	32.471	1:57.852	182	11	26.634	32.378	21.244	30.454	1:50.710	182
2	27.405	33.764	22.287	32.023	1:55.479	186							
3	27.897	33.885	22.220	31.066	1:55.068	180	59 Sam DRANE (NSW) (8th)						
4	27.333	33.134	21.877	31.215	1:53.559	182	1	27.144	33.529	21.782	31.857	1:54.312	195
5	27.240	33.581	22.024	31.420	1:54.265	180	2	27.001	32.997	21.434	31.113	1:52.545	186
6	27.298	33.331	21.482	30.381	1:52.492	181	3	26.466	32.462	21.022	30.933	1:50.883	188
7	27.094	33.276	21.829	31.358	1:53.557	191	4	26.317	32.370	21.266	30.665	1:50.618	188
8	27.194	33.396	21.670	31.149	1:53.409	182	5	26.330	32.726	21.404	30.482	1:50.942	186
9	26.913	33.014	21.504	30.992	1:52.423	186	6	26.334	32.708	21.482	30.697	1:51.221	186
10	26.945	32.762	21.759	31.341	1:52.807	186	7	26.520	33.052	21.380	30.757	1:51.709	186
11	27.244	33.296	21.799	30.905	1:53.244	182	8	26.237	32.289	21.267	30.946	1:50.739	187
							9	26.488	32.314	21.344	30.597	1:50.743	185
46 William HUNT (NSW) (14th)							10	26.408	32.224	21.117	31.221	1:50.970	186
1	27.245	33.476	21.763	31.185	1:53.669	180	11	26.550	32.574	21.021	30.962	1:51.107	189
2	27.000	36.568	22.019	31.721	1:57.308	185							
3	27.092	33.278	21.810	31.503	1:53.683	183	60 David COWARD (TAS) (21th)						
4	26.980	33.402	22.118	30.910	1:53.410	187	1	28.086	34.759	22.063	31.445	1:56.353	189
5	27.367	32.733	21.795	31.034	1:52.929	180	2	27.506	33.965	21.663	30.885	1:54.019	190
6	26.998	32.972	22.075	31.311	1:53.356	179	3	27.422	34.042	21.738	31.549	1:54.751	194
7	26.570	32.399	21.601	31.247	1:51.817	187	4	27.391	33.840	21.677	30.907	1:53.815	190
8	26.893	32.862	21.764	31.582	1:53.101	179	5	26.982	33.894	21.719	31.220	1:53.815	191
9	27.129	33.016	22.018	31.290	1:53.453	179	6	27.166	33.597	21.677	30.837	1:53.277	189
10	27.094	32.477	21.320	30.424	1:51.315	177	7	27.399	34.029	21.765	30.966	1:54.159	189
							8	27.358	34.073	21.771	31.001	1:54.203	189
48 Valentino KNEZOVIC (NSW) (17th)							9	27.499	33.967	21.773	30.910	1:54.149	188
1	34.949	33.885	21.580	31.530	2:01.944 P		10	27.800	33.695	21.663	31.027	1:54.185	187
2	27.228	33.123	21.613	31.708	1:53.672	185	11	27.395	32.869	21.314	30.548	1:52.126	189
3	27.123	33.079	21.965	31.952	1:54.119	184							
4	27.104	33.126	21.979	31.564	1:53.773	182	61 Rossi McADAM (WA) (24th)						
5	27.158	33.082	22.030	31.432	1:53.702	180	1	28.122	34.214	22.260	31.925	1:56.521	179



Chief Timekeeper - Scott Lang



Race Director - Tom Williams



RACE & ROAD SUPERSPORT 300

Free Practice

Date: 21/02/25
Event: P01
Weather: Sunny - Temp: 17.6C
Track: Dry - Temp: 16.0C

Started at: 08:45:20
Laps: 20 Min
Starters: 40
Posted at: 10:13 AM

PROVISIONAL SECTOR TIMES

Lap	Sector 1	Sector 2	Sector 3	Sector 4	Lap Time	Spd	Lap	Sector 1	Sector 2	Sector 3	Sector 4	Lap Time	Spd
2	27.698	34.082	22.440	31.833	1:56.053	182	68 Ryan LARKIN (VIC) (15th)						
3	27.228	33.552	22.158	31.650	1:54.588	182	1	27.909	33.725	21.979	30.866	1:54.479	191
4	26.809	33.839	<u>21.511</u>	31.557	1:53.716	186	2	27.082	33.078	21.531	30.956	1:52.647	191
5	27.153	32.975	22.344	31.415	1:53.887	189	3	27.088	32.806	21.371	30.604	1:51.869	190
6	26.953	33.180	21.954	31.267	1:53.354	188	4	26.365	32.571	21.112	31.384	1:51.432	192
7	26.772	32.960	21.850	31.025	1:52.607	188	5	27.560	32.762	22.342	31.934	1:54.598	180
8	26.871	32.927	21.611	31.317	1:52.726	189	6	26.958	32.785	22.156	31.156	1:53.055	184
9	26.720	32.887	21.737	31.481	1:52.825	187	7	26.889	32.635	21.346	30.869	1:51.739	188
10	26.526	33.170	22.034	31.219	1:52.949	190	8	26.850	32.803	21.850	31.194	1:52.697	184
							9	26.825	32.521	21.540	31.745	1:52.631	180
							10	27.229	33.696	22.326	31.415	1:54.666	177
63 Mitchell CARTWRIGHT (NSW) (35th)							71 Hudson AIR (SA) (36th)						
1		1:48.610	23.544	33.209	2:45.363		1	30.221	35.037	22.885	33.009	2:01.152	182
2	28.878	35.057	22.980	32.346	1:59.261	179	2	28.977	34.344	22.795	32.593	1:58.709	182
3	28.484	34.307	22.857	32.237	1:57.885	179	3	28.561	34.007	22.565	32.277	1:57.410	179
4	28.244	34.501	22.903	32.898	1:58.546	179	4	28.427	33.992	22.512	32.544	1:57.475	179
5	28.369	34.449	22.580	31.993	1:57.391	177	5	28.445	33.830	22.394	32.387	1:57.056	178
6	27.710	33.751	22.763	32.003	1:56.227	188	6	28.706	39.076	22.642	32.490	2:02.914	178
7	28.177	34.020	22.651	32.063	1:56.911	179	7	29.147	34.307	22.683	32.224	1:58.361	177
8	28.149	33.923	22.536	32.493	1:57.101	179	8	28.286	33.690	22.294	33.066	1:57.336	181
9	28.132	33.886	22.663	31.576	1:56.257	179	9	28.578	33.596	22.095	32.160	1:56.429	178
10	27.844	34.103	22.570	32.014	1:56.531	181	10	28.151	33.861	22.181	32.084	1:56.277	186
66 Mitch SIMPSON (SA) (19th)							78 Josh UNDERWOOD (VIC) (33th)						
1	27.449	33.151	21.743	31.456	1:53.799	177	1	28.973	35.616	22.762	32.258	1:59.609	177
2	26.958	32.884	21.773	30.929	1:52.544	180	2	27.915	34.987	22.538	32.162	1:57.602	183
3	26.977	33.090	21.755	31.245	1:53.067	179	3	27.974	34.465	22.102	31.689	1:56.230	182
4	27.060	32.656	21.659	31.188	1:52.563	179	4	27.244	34.278	22.240	31.655	1:55.417	182
5	27.225	32.843	21.800	31.219	1:53.087	178	5	27.800	34.779	22.610	32.068	1:57.257	179
6	26.914	32.599	22.123	31.196	1:52.832	181	6	27.645	34.179	21.924	58.846	2:22.594	181
7	27.048	32.913	21.817	31.054	1:52.832	179	7	28.208	34.788	22.375	32.183	1:57.554	181
8	27.011	32.734	21.739	31.045	1:52.529	180	8	28.134	35.071	22.194	31.622	1:57.021	180
9	26.983	32.588	21.689	30.978	1:52.238	179							
10	26.918	32.425	21.618	30.838	1:51.799	180							
67 Tom NICOLSON (VIC) (5th)							83 Alvin WU (QLD) (28th)						
1	27.439	34.055	22.111	31.525	1:55.130	188	1	1:38.824	36.235	23.354	32.325	3:10.738	
2	27.208	32.880	21.718	30.912	1:52.718	189	2	28.497	34.902	22.492	32.471	1:58.362	179
3	26.971	32.758	21.345	30.675	1:51.749	189	3	27.698	34.272	22.020	31.728	1:55.718	185
4	26.762	32.856	21.448	30.913	1:51.979	189	4	27.351	33.968	22.117	31.688	1:55.124	185
5	26.916	32.384	21.176	30.643	1:51.119	188	5	27.122	33.497	22.376	31.668	1:54.663	188
6	26.632	32.472	21.546	30.658	1:51.308	192	6	26.799	33.979	22.371	31.274	1:54.423	188
7	26.413	32.936	21.349	30.528	1:51.226	196							
8	26.549	32.246	21.171	30.910	1:50.876	198	84 Zachary RUSSO (NSW) (37th)						
9	26.357	32.125	20.958	30.707	1:50.147	193	1	29.808	35.321	23.568	33.478	2:02.175	175
10	26.359	32.673	21.059	30.333	1:50.424	192	2	28.953	35.239	23.467	33.439	2:01.098	181
11	26.391	32.244	21.081	31.118	1:50.834	194	3	28.941	35.695	23.526	32.822	2:00.984	179
							4	28.850	35.298	23.198	33.152	2:00.498	177

Scott Lang
Chief Timekeeper - Scott Lang

Tom Williams
Race Director - Tom Williams



RACE & ROAD SUPERSPORT 300

Free Practice

Date: 21/02/25
Event: P01
Weather: Sunny - Temp: 17.6C
Track: Dry - Temp: 16.0C

Started at: 08:45:20
Laps: 20 Min
Starters: 40
Posted at: 10:13 AM

PROVISIONAL SECTOR TIMES

Lap	Sector 1	Sector 2	Sector 3	Sector 4	Lap Time	Spd	Lap	Sector 1	Sector 2	Sector 3	Sector 4	Lap Time	Spd
5	29.033	34.896	23.203	32.608	1:59.740	174	99 Nixon FROST (VIC) (11th)						
6	28.293	34.582	22.771	35.167	2:00.813	180	1	28.327	33.566	22.089	31.781	1:55.763	182
7	28.588	35.105	22.945	33.081	1:59.719	177	2	27.736	33.126	22.113	31.083	1:54.058	183
8	28.580	34.350	22.800	32.584	1:58.314	182	3	27.270	32.788	22.146	30.823	1:53.027	184
9	<u>28.065</u>	34.492	22.797	32.472	1:57.826	176	4	26.880	32.856	21.901	30.968	1:52.605	188
10	28.140	<u>33.799</u>	<u>22.741</u>	<u>32.250</u>	<u>1:56.930</u>	177	5	<u>26.343</u>	32.747	21.439	<u>30.329</u>	1:50.858	199
							6	26.522	32.449	21.593	30.404	1:50.968	190
							7	26.492	32.362	21.536	30.331	1:50.721	196
85 Phoenix O'BRIEN (VIC) (29th)													
1	28.753	34.873	23.001	32.401	1:59.028	178	8	26.558	32.216	21.384	31.159	1:51.317	191
2	28.209	34.194	22.769	31.844	1:57.016	182	9	26.588	<u>32.198</u>	<u>21.237</u>	30.690	<u>1:50.713</u>	191
3	28.377	34.469	22.959	32.008	1:57.813	180	10	26.466	32.687	21.582	31.551	1:52.286	189
4	<u>27.560</u>	33.682	22.315	31.645	1:55.202	185	11	26.812	32.587	21.531	30.749	1:51.679	186
5	28.087	33.448	22.616	31.896	1:56.047	180							
6	28.057	33.624	22.688	32.768	1:57.137	179	128 Tyler KING (VIC) (27th)						
7	28.331	34.022	22.321	31.916	1:56.590	177	1	29.157	33.940	22.155	32.240	1:57.492	186
8	28.161	33.854	22.658	32.156	1:56.829	180	2	28.103	33.702	<u>21.850</u>	31.498	1:55.153	173
9	28.204	33.745	22.595	31.997	1:56.541	177	3	<u>27.276</u>	<u>33.580</u>	21.868	<u>31.327</u>	<u>1:54.051</u>	194
10	27.598	<u>33.021</u>	22.323	<u>31.508</u>	<u>1:54.450</u>	181							
11	27.673	33.357	<u>22.026</u>	32.379	1:55.435	184	222 Lincoln KNIGHT (NSW) (20th)						
							1	28.274	34.776	22.628	32.326	1:58.004	188
							2	27.809	34.683	22.778	32.667	1:57.937	188
95 Tara MORRISON (SA) (1st)													
1	26.741	33.167	21.577	30.956	1:52.441	189	3	27.744	34.229	22.017	31.803	1:55.793	186
2	26.343	32.406	21.559	30.879	1:51.187	190	4	27.354	33.631	21.888	32.032	1:54.905	187
3	26.279	32.262	21.596	31.350	1:51.487	190	5	27.549	33.263	21.708	31.510	1:54.030	186
4	26.330	32.159	21.389	30.970	1:50.848	190	6	27.250	33.167	22.042	31.223	1:53.682	186
5	26.173	32.068	<u>21.237</u>	30.381	1:49.859	189	7	27.033	33.338	21.616	30.987	1:52.974	190
6	26.503	32.010	21.529	31.073	1:51.115	195	8	26.896	33.278	21.595	30.997	1:52.766	195
7	26.337	32.223	21.298	1:36.771	2:56.629	188	9	26.979	<u>32.934</u>	<u>21.485</u>	<u>30.696</u>	<u>1:52.094</u>	189
8	33.531	32.503	21.354	30.193	1:57.581 P		10	<u>26.870</u>	33.230	21.504	30.853	1:52.457	193
9	<u>25.909</u>	<u>31.697</u>	21.307	<u>30.074</u>	<u>1:48.987</u>	196							
10	<u>25.909</u>	32.058	21.349	30.555	1:49.871	195	323 Flynn JACOBS (SA) (23th)						
							1	29.167	34.447	22.821	32.563	1:58.998	183
							2	27.925	34.181	22.319	31.726	1:56.151	179
98 Tianhao ZHAO (VIC) (32th)													
1	28.909	34.615	22.902	32.188	1:58.614	180	3	27.594	34.084	23.063	31.736	1:56.477	182
2	28.276	35.935	22.620	32.243	1:59.074	183	4	27.379	33.905	22.259	31.813	1:55.356	185
3	<u>27.221</u>	33.762	22.179	<u>31.808</u>	<u>1:54.970</u>	182	5	27.798	33.868	22.292	31.875	1:55.833	178
4	27.441	33.917	22.331	32.100	1:55.789	181	6	27.735	34.024	22.227	31.834	1:55.820	180
5	27.597	34.023	22.716	32.306	1:56.642	176	7	28.007	34.219	22.055	30.887	1:55.168	176
6	27.454	<u>33.345</u>	22.238	32.579	1:55.616	183	8	27.540	33.730	21.656	<u>30.813</u>	1:53.739	186
7	27.767	33.798	22.431	32.073	1:56.069	175	9	<u>26.981</u>	<u>33.003</u>	<u>21.503</u>	30.983	<u>1:52.470</u>	187
8	27.813	34.449	<u>22.170</u>	31.845	1:56.277	174	10	27.073	33.855	21.949	30.944	1:53.821	184
9	27.686	33.717	22.417	32.136	1:55.956	175							
10	27.843	33.787	22.336	32.067	1:56.033	175							

Chief Timekeeper - Scott Lang

Race Director - Tom Williams



RACE & ROAD SUPERSPORT 300

Free Practice

Date: 21/02/25
Event: P01
Weather: Sunny - Temp: 17.6C
Track: Dry - Temp: 16.0C


Started at: 08:45:20
Laps: 20 Min
Starters: 40
Posted at: 10:13 AM

PROVISIONAL FASTEST LAPS SEQUENCE

Race Time	No	Name	Machine	Fastest Lap	On Lap
2:25.550	32	Mitchel CARRICK (VIC)	Kawasaki Ninja	1:55.684	1
2:30.784	67	Tom NICOLSON (VIC)	Kawasaki Ninja	1:55.130	1
2:34.493	7	Oliver SHORT (VIC)	Kawasaki Ninja	1:51.927	1
4:25.869	7	Oliver SHORT (VIC)	Kawasaki Ninja	1:51.376	2
5:06.073	95	Tara MORRISON (SA)	Kawasaki Ninja	1:51.187	2
6:16.792	7	Oliver SHORT (VIC)	Kawasaki Ninja	1:50.923	3
7:07.131	59	Sam DRANE (NSW)	Yamaha YZF-R3	1:50.883	3
7:11.142	33	Jordy SIMPSON (SA)	Yamaha YZF-R3	1:50.848	3
8:07.374	7	Oliver SHORT (VIC)	Kawasaki Ninja	1:50.582	4
9:00.903	33	Jordy SIMPSON (SA)	Yamaha YZF-R3	1:49.761	4
19:12.579	95	Tara MORRISON (SA)	Kawasaki Ninja	1:48.987	9



Chief Timekeeper - Scott Lang



Race Director - Tom Williams




RACE & ROAD SUPERSPORT 300
Free Practice

 Date: 21/02/25
 Event: P01
 Weather: Sunny - Temp: 17.6C
 Track: Dry - Temp: 16.0C

 Started at: 08:45:20
 Laps: 20 Min
 Starters: 40
 Posted at: 10:13 AM

PROVISIONAL BEST SECTOR TIMES

Pos	Sector 1		Sector 2		Sector 3		Sector 4		Lap		Ideal	Fastest	Diff
	Name	Time	Name	Time	Name	Time	Name	Time	Name	Time			
1	T. MORRISO	25.90	T. MORRISO	31.69	O. SHORT	20.95	R. NAUTA	30.06	T. MORRISON	1:48.917	1:48.987	.070	
2	J. SIMPSON	26.02	H. THOMPS	32.03	T. NICOLSO	20.95	T. MORRISO	30.07	O. SHORT	1:49.468	1:50.131	.663	
3	R. NAUTA	26.18	R. NAUTA	32.08	J. SIMPSON	20.99	J. RUSSO	30.10	J. SIMPSON	1:49.533	1:49.761	.228	
4	H. THOMPS	26.19	J. SIMPSON	32.08	S. DRANE	21.02	O. SHORT	30.18	R. NAUTA	1:49.610	1:50.633	1.023	
5	O. SHORT	26.19	T. NICOLSO	32.12	J. RUSSO	21.10	O. LEWIS	30.27	T. NICOLSON	1:49.773	1:50.147	.374	
6	S. DRANE	26.23	O. SHORT	32.13	R. LARKIN	21.11	N. FROST	30.32	H. THOMPSON	1:49.921	1:50.595	.674	
7	S. NICHOLS	26.29	N. FROST	32.19	M. CARRICK	21.13	T. NICOLSO	30.33	J. RUSSO	1:49.949	1:49.962	.013	
8	N. FROST	26.34	S. NICHOLS	32.21	J. SENIOR	21.18	H. THOMPS	30.33	S. DRANE	1:49.964	1:50.618	.654	
9	T. NICOLSO	26.35	S. DRANE	32.22	S. DELLOW	21.21	M. CARRICK	30.36	N. FROST	1:50.107	1:50.713	.606	
10	R. LARKIN	26.36	J. RUSSO	32.31	T. JAMES	21.23	J. PELGRAV	30.38	S. NICHOLSON	1:50.158	1:50.454	.296	
11	M. CARRICK	26.40	O. LEWIS	32.31	S. NICHOLS	21.23	S. NICHOLS	30.41	O. LEWIS	1:50.465	1:50.710	.245	
12	T. JAMES	26.41	S. DELLOW	32.34	N. FROST	21.23	W. HUNT	30.42	M. CARRICK	1:50.478	1:50.735	.257	
13	J. RUSSO	26.42	W. HUNT	32.39	T. MORRISO	21.23	J. SIMPSON	30.42	R. LARKIN	1:50.602	1:51.432	.830	
14	R. McADAM	26.52	M. SIMPSON	32.42	O. LEWIS	21.24	S. DRANE	30.48	W. HUNT	1:50.713	1:51.315	.602	
15	J. SENIOR	26.55	T. JAMES	32.52	R. NAUTA	21.27	D. COWARD	30.54	T. JAMES	1:50.754	1:51.458	.704	
16	W. HUNT	26.57	R. LARKIN	32.52	D. COWARD	21.31	S. DELLOW	30.56	S. DELLOW	1:50.789	1:50.984	.195	
17	O. LEWIS	26.63	J. SENIOR	32.52	W. HUNT	21.32	T. JAMES	30.58	J. SENIOR	1:51.421	1:51.682	.261	
18	V. KNEZOVI	26.63	M. CARRICK	32.56	H. THOMPS	21.35	R. LARKIN	30.60	V. KNEZOVIC	1:51.493	1:51.663	.170	
19	S. DELLOW	26.65	V. KNEZOVI	32.61	V. KNEZOVI	21.48	L. KNIGHT	30.69	J. PELGRAVE	1:51.538	1:52.423	.885	
20	A. WU	26.79	A. CODEY	32.66	J. PELGRAV	21.48	V. KNEZOVI	30.76	D. COWARD	1:51.713	1:52.126	.413	
21	L. KNIGHT	26.87	J. PELGRAV	32.76	L. KNIGHT	21.48	A. CODEY	30.78	M. SIMPSON	1:51.795	1:51.799	.004	
22	J. PELGRAV	26.91	D. COWARD	32.86	F. JACOBS	21.50	F. JACOBS	30.81	R. McADAM	1:51.949	1:52.607	.658	
23	M. SIMPSON	26.91	R. McADAM	32.88	R. McADAM	21.51	M. SIMPSON	30.83	L. KNIGHT	1:51.985	1:52.094	.109	
24	F. JACOBS	26.98	L. KNIGHT	32.93	A. CODEY	21.54	R. McADAM	31.02	A. CODEY	1:52.214	1:52.728	.514	
25	D. COWARD	26.98	F. JACOBS	33.00	M. SIMPSON	21.61	N. LAZOS	31.10	F. JACOBS	1:52.300	1:52.470	.170	
26	T. ZHAO	27.22	P. O'BRIEN	33.02	T. KING	21.85	J. SENIOR	31.15	N. LAZOS	1:53.409	1:53.409	.000	
27	A. CODEY	27.22	N. LAZOS	33.03	J. UNDERW	21.92	A. WU	31.27	A. WU	1:53.590	1:54.423	.833	
28	J. UNDERW	27.24	E. DELLOW	33.21	N. LAZOS	22.00	T. KING	31.32	T. KING	1:54.033	1:54.051	.018	
29	N. LAZOS	27.27	M. RITTER	33.30	A. WU	22.02	Z. BECKINSA	31.50	P. O'BRIEN	1:54.115	1:54.450	.335	
30	T. KING	27.27	T. ZHAO	33.34	M. RITTER	22.02	P. O'BRIEN	31.50	M. RITTER	1:54.501	1:54.501	.000	
31	E. DELLOW	27.47	A. WU	33.49	P. O'BRIEN	22.02	E. DELLOW	31.57	E. DELLOW	1:54.536	1:54.733	.197	
32	P. O'BRIEN	27.56	T. KING	33.58	H. AIR	22.09	M. CARTWRI	31.57	T. ZHAO	1:54.544	1:54.970	.426	
33	M. RITTER	27.59	H. AIR	33.59	T. ZHAO	22.17	M. RITTER	31.57	J. UNDERWO	1:54.969	1:55.417	.448	
34	Z. BECKINSA	27.60	M. CARTWRI	33.75	E. DELLOW	22.27	J. UNDERW	31.62	Z. BECKINSA	1:55.364	1:55.578	.214	
35	M. CARTWRI	27.71	Z. BECKINSA	33.79	Z. BECKINSA	22.46	T. ZHAO	31.80	M. CARTWRI	1:55.573	1:56.227	.654	
36	Z. RUSSO	28.06	Z. RUSSO	33.79	M. CARTWRI	22.53	H. AIR	32.08	H. AIR	1:55.926	1:56.277	.351	
37	H. AIR	28.15	J. UNDERW	34.17	C. BUNWOR	22.54	Z. RUSSO	32.25	Z. RUSSO	1:56.855	1:56.930	.075	
38	C. BUNWOR	28.36	E. ANDREW	34.39	E. ANDREW	22.60	C. BUNWOR	32.45	C. BUNWORT	1:58.221	1:58.221	.000	
39	E. ANDREW	28.66	C. BUNWOR	34.85	Z. RUSSO	22.74	E. ANDREW	32.69	E. ANDREW	1:58.363	1:58.363	.000	
40	S. McINTOS	29.49	S. McINTOS	36.24	S. McINTOS	23.79	S. McINTOS	34.07	S. McINTOSH	2:03.605	2:05.089	1.484	



Chief Timekeeper - Scott Lang



Race Director - Tom Williams



RACE & ROAD SUPERSPORT 300

Free Practice

Date: 21/02/25
Event: P01
Weather: Sunny - Temp: 17.6C
Track: Dry - Temp: 16.0C

Started at: 08:45:20
Laps: 20 Min
Starters: 40
Posted at: 10:13 AM

PROVISIONAL RACE INFORMATION

Time	Description
08:45:20	Event Start
08:53:39	Rider 128 (Tyler KING) CRASHED TURN 6 - RIDER UP
08:58:59	Rider 83 (Alvin WU) CRASHED TURN 2
08:59:17	Rider 83 (Alvin WU) CRASHED TURN 2 - RIDER UP
09:05:23	Chequered Flag
09:08:27	Event Finish


.....
Chief Timekeeper - Scott Lang


.....
Race Director - Tom Williams

