

SW-MOTECH SUPERBIKE
Free Practice 1


Date: **21/02/25**
Event: **P03**
Weather: **Sunny - Temp: 17.3C**
Track: **Dry - Temp: 18.3C**

Started at: **09:45:09**
Laps: **30 Min**
Starters: **25**
Posted at: **10:22 AM**

PROVISIONAL CLASSIFICATION

Pos	No	Name	Machine	Fastest Lap	On Lap	Behind Leader	Behind Prev	Top Speed
1	13	Anthony WEST (QLD) / Addicted to Track	Yamaha YZF-R1	1:31.404	14 of 15			298
2	1	Josh WATERS (VIC) / McMartin Racing	Ducati V4R	1:31.451	9 of 11	.047	.047	309
3	46	Mike JONES (QLD) / Yamaha Racing Team / Shop Yamaha / Yamalube / Pirelli	Yamaha YZF-R1	1:32.634	17 of 17	1.230	1.183	301
4	14	Glenn ALLERTON (NSW) / Superbike Advocates Racing	Ducati V4R	1:33.305	9 of 11	1.901	.671	306
5	71	Tom EDWARDS (NSW) / Motoschool Racing School / Yamaha / GoPro / Monster	Yamaha YZF-R1	1:33.635	11 of 13	2.231	.330	298
6	27	Max STAUFFER (NSW) / Yamaha Racing Team / Shop Yamaha / Yamalube / Pirelli	Yamaha YZF-R1	1:33.658	11 of 15	2.254	.023	303
7	11	Broc PEARSON (QLD) / DesmoSport Ducati	Ducati V4R	1:33.676	10 of 14	2.272	.018	301
8	3	Cameron DUNKER (NSW) / MotoGo Yamaha Race Team / GYTR / YRD / Alpinestars / KYT Helmets / Yamaha	Yamaha YZF-R1	1:33.709	14 of 14	2.305	.033	293
9	308	John LYTRAS (QLD) / Caboolture Yamaha / Ricondi / Race & Road	Yamaha YZF-R1	1:33.789	10 of 15	2.385	.080	289
10	20	Jonathan NAHLOUS (NSW) / Complete AV / Alpinestars / Yamaha YRD / Anderson Stands / Shark Helmets	Yamaha YZF-R1	1:33.919	11 of 15	2.515	.130	295
11	33	Jack FAVELLE (NSW) / Addicted to Track / Favelle Enterprises / Kabuto Helmets / Fuspport Boots	Yamaha YZF-R1	1:34.381	10 of 10	2.977	.462	293
12	12	Matt WALTERS (NSW) / Newcastle Hino	Aprilia RSV4	1:34.688	7 of 9	3.284	.307	296
13	61	Arthur SISSIS (SA) / Stop & Seal Racing / Shoei / Alpinestars	Yamaha YZF-R1	1:34.737	7 of 14	3.333	.049	297
14	65	Cru HALLIDAY (NSW) / Stop & Seal Racing	Yamaha YZF-R1	1:34.821	12 of 14	3.417	.084	301
15	7	Tom TOPARIS (NSW) / Stop & Seal Racing / KYT / Leda / Koda / Ganter Group	Yamaha YZF-R1	1:36.191	12 of 13	4.787	1.370	293
16	28	Josh SODERLAND (NSW) / Gowanloch M-cycles / Smash Media / Papa Macros / 4SR / Pirelli	Yamaha YZF-R1	1:36.859	10 of 14	5.455	.668	290
17	82	Ryan YANKO (QLD) / Addicted To Track	Yamaha YZF-R1	1:36.869	10 of 14	5.465	.010	290
18	70	Mohamad AIZUDDIN (VIC) / Portbike Racing / Hype Motorsport / CCAU	BMW M RR	1:37.022	8 of 10	5.618	.153	283
19	77	Adam SENIOR (WA) / Senior Engineering / Pirelli / Cullys Yamaha / MarinePro West / Silkolene	Yamaha YZF-R1	1:37.155	10 of 11	5.751	.133	283
20	10	Noel MAHON (VIC) / IRT M-sports / SE Suspensions / YRD / Race & Road / RS Pipe & Civil	Yamaha YZF-R1	1:37.231	3 of 9	5.827	.076	283
21	8	Charles HOLDING (SA) / MotoJet Garage / The Grinning Dingo	Yamaha YZF-R1	1:37.499	9 of 12	6.095	.268	293
22	92	Kota HIGUCHI (JAP) / H.L.O. Racing	Suzuki GSXR	1:37.668	13 of 13	6.264	.169	290
23	60	Paul LINKENBAGH (NSW) / Tyrepower Smash Brand Group / 4SR Australia	Yamaha YZF-R1	1:38.321	10 of 10	6.917	.653	282
24	64	Michael KEMP (SA) / SA Pool and Spa Services / Lee's Spot on M-cycles / SM Fabrications	Yamaha YZF-R1	1:41.138	7 of 7	9.734	2.817	284
25	94	Mitchell CARR (WA) / Campbell Road Automotive & M-cycles	Honda CBR RR	1:46.330	10 of 10	14.926	5.192	244

Current qualifying record for SBK class - 1:30.379 by Josh WATERS (VIC) on a Ducati V4R set on 24/02/24



Chief Timekeeper - Scott Lang



Race Director - Tom Williams



SW-MOTECH SUPERBIKE
Free Practice 1

Date: **21/02/25**
Event: **P03**
Weather: **Sunny - Temp: 17.3C**
Track: **Dry - Temp: 18.3C**

Started at: **09:45:09**
Laps: **30 Min**
Starters: **25**
Posted at: **10:22 AM**

PROVISIONAL LAP TIMES

No	Name	Lap 1	Lap 2	Lap 3	Lap 4	Lap 5	Lap 6	Lap 7	Lap 8	Lap 9	Lap 10
1	Josh WATERS (VIC)	1:49.039	1:33.631	1:32.848	1:32.324	1:31.885	7:34.321	1:47.060	1:32.898	1:31.451	1:41.639
	10	1:31.935									
3	Cameron DUNKER (NSW)	4:24.322	1:40.013	1:35.227	1:34.701	1:34.253	5:46.219	1:40.306	1:34.067	1:37.162	1:34.863
	10	1:33.842	1:34.201	1:35.571	1:33.709						
7	Tom TOPARIS (NSW)	1:47.265	1:38.737	1:37.268	1:36.971	1:36.876	1:36.828	1:36.574	1:36.386	9:03.262	1:45.473
	10	1:37.019	1:36.191	1:36.494							
8	Charles HOLDING (SA)	1:45.828	1:38.242	1:38.219	1:37.840	8:11.542	1:44.276	1:37.633	1:37.612	1:37.499	1:37.950
	10	1:38.484	1:38.089								
10	Noel MAHON (VIC)	1:47.091	1:37.895	1:37.231	1:38.337	9:11.470	1:44.195	1:40.010	1:38.353	1:38.152	
11	Broc PEARSON (QLD)	1:54.310	1:35.593	1:34.748	1:36.202	1:34.823	4:14.641	1:43.054	1:34.735	1:34.091	1:33.676
	10	4:10.435	1:43.337	1:35.801	1:35.591						
12	Matt WALTERS (NSW)	1:55.418	1:36.644	1:35.410	1:35.671	5:39.414	1:46.668	1:34.688	1:44.570	1:36.787	
13	Anthony WEST (QLD)	1:43.312	1:32.978	1:33.175	1:32.747	1:33.264	1:32.167	6:09.090	1:41.227	1:31.608	1:31.436
	10	1:32.776	1:32.413	1:41.314	1:31.404	1:31.714					
14	Glenn ALLERTON (NSW)	1:45.180	1:34.732	6:04.984	1:42.098	1:34.824	1:33.882	4:09.739	1:56.409	1:33.305	3:25.491
	10	1:43.808									
20	Jonathan NAHLOUS (NSW)	1:42.820	1:36.636	1:36.027	1:35.226	1:34.135	1:34.514	4:19.983	1:39.190	1:34.269	1:34.048
	10	1:33.919	1:34.174	4:44.078	1:38.456	1:34.035					
27	Max STAUFFER (NSW)	1:43.491	1:35.690	1:35.367	1:34.842	1:34.591	1:35.296	1:34.672	1:34.596	5:31.254	1:45.618
	10	1:33.658	1:36.498	1:34.245	1:34.519	1:34.856					
28	Josh SODERLAND (NSW)	1:50.727	1:38.634	1:37.073	1:36.925	1:38.612	1:39.623	7:16.516	1:48.750	1:37.231	1:36.859
	10	1:37.474	1:37.940	1:37.471	1:38.816						
33	Jack FAVELLE (NSW)	4:21.543	1:44.175	1:37.353	1:36.483	1:35.897	6:28.338	1:42.887	1:34.870	1:35.915	1:34.381
46	Mike JONES (QLD)	1:41.960	1:35.033	1:34.281	1:34.119	1:33.493	1:35.103	1:34.533	1:33.489	1:33.715	5:38.698
	10	1:40.873	1:33.462	1:33.051	1:33.758	1:33.180	1:32.886	1:32.634			
60	Paul LINKENBAGH (NSW)	1:51.925	1:39.962	1:38.837	1:39.635	1:40.559	1:40.412	8:41.404	1:46.764	1:39.178	1:38.321
61	Arthur SISSIS (SA)	1:47.398	1:36.989	1:35.540	1:35.256	1:37.095	1:35.045	1:34.737	8:19.851	1:46.178	1:35.548
	10	1:34.918	1:34.843	1:47.679	1:39.171						
64	Michael KEMP (SA)	1:52.144	1:41.890	1:42.539	9:01.957	1:53.809	1:41.731	1:41.138			
65	Cru HALLIDAY (NSW)	1:49.458	1:39.522	1:40.533	1:37.287	1:36.795	1:36.246	1:35.540	7:08.244	1:45.243	1:36.329
	10	1:41.182	1:34.821	1:34.921	1:35.536						
70	Mohamad AIZUDDIN (VIC)	1:49.437	1:39.438	6:05.593	1:47.245	1:37.732	5:27.221	1:47.305	1:37.022	4:46.857	1:44.081
71	Tom EDWARDS (NSW)	1:43.960	1:36.944	7:23.198	1:42.852	1:36.777	1:36.445	1:35.422	1:44.096	1:34.811	1:34.263
	10	1:33.635	1:34.050	1:40.917							
77	Adam SENIOR (WA)	1:49.295	1:40.137	2:42.893	1:48.058	1:38.162	1:38.566	1:38.238	8:00.898	1:49.088	1:37.155
	10	1:37.374									
82	Ryan YANKO (QLD)	1:44.918	1:37.517	1:37.502	6:17.586	1:42.384	1:38.952	2:56.891	1:43.137	1:37.114	1:36.869
	10	1:36.946	1:38.682	1:42.212	1:36.901						
92	Kota HIGUCHI (JAP)	1:53.346	1:39.488	1:39.097	1:39.263	1:39.477	1:39.207	1:38.523	1:38.943	7:07.620	1:54.748
	10	1:39.126	1:39.133	1:37.668							
94	Mitchell CARR (WA)	1:55.372	1:47.295	1:48.146	1:48.129	1:48.217	1:47.925	1:47.706	1:46.667	1:47.498	1:46.330
308	John LYTRAS (QLD)	1:50.751	1:37.488	1:35.424	1:36.328	1:35.104	1:48.285	6:34.197	1:51.757	1:34.165	1:33.789
	10	1:34.133	1:43.598	1:41.622	1:39.387	1:33.812					

Chief Timekeeper - Scott Lang

Race Director - Tom Williams



SW-MOTECH SUPERBIKE
Free Practice 1

Date: **21/02/25**
Event: **P03**
Weather: **Sunny - Temp: 17.3C**
Track: **Dry - Temp: 18.3C**

Started at: **09:45:09**
Laps: **30 Min**
Starters: **25**
Posted at: **10:22 AM**

PROVISIONAL SECTOR TIMES

Lap	Sector 1	Sector 2	Sector 3	Sector 4	Lap Time	Spd	Lap	Sector 1	Sector 2	Sector 3	Sector 4	Lap Time	Spd
1 Josh WATERS (VIC) (2nd)							3	23.424	28.424	19.043	27.328	1:38.219	291
1	32.273	31.107	18.854	26.805	1:49.039 P		4	23.103	28.583	18.812	27.342	1:37.840	292
2	22.361	27.038	18.242	25.990	1:33.631	306	5	23.709	28.725	19.477	6:59.631	8:11.542	293
3	22.168	26.725	17.863	26.092	1:32.848	303	6	28.225	29.468	19.087	27.496	1:44.276 P	
4	22.081	26.712	17.712	25.819	1:32.324	305	7	23.498	28.139	18.685	27.311	1:37.633	289
5	22.007	26.509	17.713	25.656	1:31.885	306	8	23.305	28.231	18.755	27.321	1:37.612	290
6	22.972	28.442	19.571	6:23.336	7:34.321	306	9	23.387	28.088	18.707	27.317	1:37.499	288
7	33.838	29.341	18.063	25.818	1:47.060 P		10	23.357	28.319	18.882	27.392	1:37.950	290
8	22.094	26.686	18.072	26.046	1:32.898	309	11	23.528	28.437	19.021	27.498	1:38.484	287
9	21.921	26.472	17.636	25.422	1:31.451	308	12	23.445	28.419	18.965	27.260	1:38.089	288
10	26.496	30.330	18.396	26.417	1:41.639	294	10 Noel MAHON (VIC) (20th)						
11	21.903	26.589	17.805	25.638	1:31.935	306	1	27.937	29.999	19.164	29.991	1:47.091 P	
3 Cameron DUNKER (NSW) (8th)							2	23.751	28.232	18.855	27.057	1:37.895	271
1	29.224	28.226	18.655	3:08.217	4:24.322 P		3	23.072	28.080	18.720	27.359	1:37.231	281
2	27.232	27.709	18.261	26.811	1:40.013 P		4	24.174	28.081	18.920	27.162	1:38.337	259
3	22.726	27.832	18.144	26.525	1:35.227	293	5	23.010	28.118	19.109	8:01.233	9:11.470	283
4	22.651	27.505	18.142	26.403	1:34.701	287	6	28.739	28.877	19.115	27.464	1:44.195 P	
5	22.612	27.318	17.975	26.348	1:34.253	286	7	23.168	29.930	19.172	27.740	1:40.010	283
6	45.432	32.879	20.126	4:07.782	5:46.219	286	8	23.545	28.351	19.025	27.432	1:38.353	278
7	27.152	27.459	19.122	26.573	1:40.306 P		9	23.338	28.205	19.156	27.453	1:38.152	281
8	22.602	27.324	17.933	26.208	1:34.067	284	11 Broc PEARSON (QLD) (7th)						
9	23.025	27.670	17.968	28.499	1:37.162	290	1	26.969	41.328	18.914	27.099	1:54.310 P	
10	22.870	27.509	18.023	26.461	1:34.863	290	2	22.874	27.596	18.250	26.873	1:35.593	299
11	22.605	27.107	18.013	26.117	1:33.842	284	3	22.600	27.232	18.125	26.791	1:34.748	297
12	22.666	27.162	18.050	26.323	1:34.201	286	4	22.548	27.344	19.305	27.005	1:36.202	296
13	22.636	27.436	18.142	27.357	1:35.571	285	5	22.585	27.151	18.204	26.883	1:34.823	298
14	22.442	27.137	17.957	26.173	1:33.709	286	6	23.303	29.211	19.230	3:02.897	4:14.641	300
7 Tom TOPARIS (NSW) (15th)							7	28.009	28.986	18.993	27.066	1:43.054 P	
1	29.101	30.056	19.589	28.519	1:47.265 P		8	22.601	27.298	18.276	26.560	1:34.735	300
2	23.879	28.599	18.948	27.311	1:38.737	286	9	22.551	27.046	18.039	26.455	1:34.091	298
3	23.388	28.264	18.419	27.197	1:37.268	288	10	22.391	26.847	18.021	26.417	1:33.676	301
4	23.098	27.790	18.835	27.248	1:36.971	279	11	22.865	29.541	21.131	2:56.898	4:10.435	299
5	23.072	27.918	18.838	27.048	1:36.876	290	12	27.748	29.126	19.232	27.231	1:43.337 P	
6	23.089	27.933	18.855	26.951	1:36.828	290	13	22.994	27.622	18.546	26.639	1:35.801	297
7	23.021	27.757	18.634	27.162	1:36.574	290	14	22.849	27.501	18.445	26.796	1:35.591	299
8	23.002	27.859	18.593	26.932	1:36.386	291	12 Matt WALTERS (NSW) (12th)						
9	23.540	28.965	19.409	7:51.348	9:03.262	285	1	35.752	32.761	19.668	27.237	1:55.418 P	
10	31.019	28.358	18.790	27.306	1:45.473 P		2	23.315	27.978	18.285	27.066	1:36.644	283
11	23.187	27.824	18.997	27.011	1:37.019	283	3	22.923	27.585	18.125	26.777	1:35.410	294
12	22.998	27.879	18.515	26.799	1:36.191	287	4	22.834	27.738	18.287	26.812	1:35.671	294
13	23.006	27.775	18.824	26.889	1:36.494	293	5	23.301	29.703	19.489	4:26.921	5:39.414	293
8 Charles HOLDING (SA) (21th)							6	33.307	28.238	18.366	26.757	1:46.668 P	
1	28.954	29.785	19.319	27.770	1:45.828 P		7	22.679	27.481	18.131	26.397	1:34.688	293
2	23.353	28.609	19.126	27.154	1:38.242	293	8	23.068	31.609	22.591	27.302	1:44.570	296

Chief Timekeeper - Scott Lang

Race Director - Tom Williams




SW-MOTECH SUPERBIKE
Free Practice 1

Date: **21/02/25**
 Event: **P03**
 Weather: **Sunny - Temp: 17.3C**
 Track: **Dry - Temp: 18.3C**

Started at: **09:45:09**
 Laps: **30 Min**
 Starters: **25**
 Posted at: **10:22 AM**

PROVISIONAL SECTOR TIMES

Lap	Sector 1	Sector 2	Sector 3	Sector 4	Lap Time	Spd	Lap	Sector 1	Sector 2	Sector 3	Sector 4	Lap Time	Spd
9	22.936	28.327	18.527	26.997	1:36.787	294	15	22.439	27.165	17.966	26.465	1:34.035	292
13 Anthony WEST (QLD) (1st)							27 Max STAUFFER (NSW) (6th)						
1	28.998	29.890	18.251	26.173	1:43.312 P		1	27.652	29.995	18.805	27.039	1:43.491 P	
2	22.405	26.800	18.239	25.534	1:32.978	294	2	23.047	27.827	18.271	26.545	1:35.690	297
3	22.219	26.857	17.909	26.190	1:33.175	295	3	22.839	27.904	18.135	26.489	1:35.367	298
4	22.119	27.136	17.894	25.598	1:32.747	297	4	22.646	27.608	18.161	26.427	1:34.842	299
5	22.068	27.219	18.089	25.888	1:33.264	298	5	22.822	27.296	18.220	26.253	1:34.591	298
6	22.141	26.701	17.666	25.659	1:32.167	294	6	22.805	27.437	18.211	26.843	1:35.296	302
7	23.428	28.933	19.031	4:57.698	6:09.090	293	7	22.618	27.299	18.192	26.563	1:34.672	303
8	27.803	28.174	18.342	26.908	1:41.227 P		8	22.812	27.172	18.280	26.332	1:34.596	294
9	22.021	26.653	17.525	25.409	1:31.608	293	9	24.032	28.130	18.933	4:20.159	5:31.254	296
10	22.024	26.465	17.441	25.506	1:31.436	293	10	32.494	28.223	18.403	26.498	1:45.618 P	
11	22.003	27.275	17.631	25.867	1:32.776	294	11	22.611	26.882	17.933	26.232	1:33.658	296
12	22.321	26.683	17.694	25.715	1:32.413	291	12	24.414	27.295	18.636	26.153	1:36.498	297
13	25.054	30.215	19.341	26.704	1:41.314	292	13	22.673	27.242	18.092	26.238	1:34.245	296
14	22.033	26.340	17.508	25.523	1:31.404	292	14	22.860	27.162	18.208	26.289	1:34.519	298
15	22.014	26.488	17.549	25.663	1:31.714	292	15	22.719	27.188	18.407	26.542	1:34.856	296
14 Glenn ALLERTON (NSW) (4th)							28 Josh SODERLAND (NSW) (16th)						
1	29.875	30.031	18.604	26.670	1:45.180 P		1	34.025	29.854	19.590	27.258	1:50.727 P	
2	22.598	27.410	18.219	26.505	1:34.732	304	2	23.495	28.240	19.064	27.835	1:38.634	283
3	22.932	27.693	18.420	4:55.939	6:04.984	303	3	23.300	28.239	18.737	26.797	1:37.073	284
4	28.572	28.210	18.449	26.867	1:42.098 P		4	23.150	28.273	18.778	26.724	1:36.925	286
5	22.882	27.302	18.173	26.467	1:34.824	298	5	23.143	28.301	18.643	28.525	1:38.612	290
6	22.537	26.963	18.041	26.341	1:33.882	301	6	23.520	28.539	20.208	27.356	1:39.623	286
7	22.480	27.032	18.477	3:01.750	4:09.739	302	7	23.668	28.270	19.364	6:05.214	7:16.516	283
8	32.875	32.886	23.518	27.130	1:56.409 P		8	33.815	29.126	18.919	26.890	1:48.750 P	
9	22.393	26.874	17.881	26.157	1:33.305	303	9	23.444	28.169	18.817	26.801	1:37.231	283
10	22.551	26.954	18.073	2:17.913	3:25.491	306	10	23.338	28.087	18.747	26.687	1:36.859	283
11	29.776	27.821	19.018	27.193	1:43.808 P		11	23.389	28.269	18.820	26.996	1:37.474	285
20 Jonathan NAHLOUS (NSW) (10th)							33 Jack FAVELLE (NSW) (11th)						
1	27.730	28.953	18.828	27.309	1:42.820 P		1	28.993	30.404	19.823	3:02.323	4:21.543 P	
2	22.982	28.323	18.633	26.698	1:36.636	293	2	28.532	29.205	18.992	27.446	1:44.175 P	
3	22.799	27.891	18.509	26.828	1:36.027	293	3	23.590	28.040	18.995	26.728	1:37.353	289
4	22.595	27.619	18.298	26.714	1:35.226	291	4	23.260	27.985	18.597	26.641	1:36.483	291
5	22.356	27.210	18.120	26.449	1:34.135	295	5	23.112	27.789	18.457	26.539	1:35.897	290
6	22.370	27.382	18.208	26.554	1:34.514	294	6	23.124	31.735	19.236	5:14.243	6:28.338	290
7	22.650	27.778	18.236	3:11.319	4:19.983	294	7	28.018	28.637	19.158	27.074	1:42.887 P	
8	26.591	27.739	18.238	26.622	1:39.190 P		8	22.759	27.557	18.116	26.438	1:34.870	289
9	22.497	27.315	18.078	26.379	1:34.269	292	9	22.680	27.661	18.106	27.468	1:35.915	287
10	22.406	27.249	18.058	26.335	1:34.048	294	10	22.557	27.395	18.072	26.357	1:34.381	293
11	22.547	27.047	17.871	26.454	1:33.919	293							
12	22.402	27.293	17.983	26.496	1:34.174	292							
13	22.422	27.178	18.405	3:36.073	4:44.078	291							
14	26.348	27.373	18.298	26.437	1:38.456 P								


 Chief Timekeeper - Scott Lang


 Race Director - Tom Williams



SW-MOTECH SUPERBIKE
Free Practice 1

Date: **21/02/25**
 Event: **P03**
 Weather: **Sunny - Temp: 17.3C**
 Track: **Dry - Temp: 18.3C**

Started at: **09:45:09**
 Laps: **30 Min**
 Starters: **25**
 Posted at: **10:22 AM**

PROVISIONAL SECTOR TIMES

Lap	Sector 1	Sector 2	Sector 3	Sector 4	Lap Time	Spd	Lap	Sector 1	Sector 2	Sector 3	Sector 4	Lap Time	Spd
46 Mike JONES (QLD) (3rd)							64 Michael KEMP (SA) (24th)						
1	27.949	28.802	18.545	26.664	1:41.960 P		1	34.884	29.614	19.504	28.142	1:52.144 P	
2	22.995	27.756	18.016	26.266	1:35.033	295	2	24.137	29.491	19.336	28.926	1:41.890	281
3	22.625	27.402	18.156	26.098	1:34.281	296	3	24.135	29.908	20.041	28.455	1:42.539	284
4	22.500	26.985	17.839	26.795	1:34.119	298	4	23.942	29.129	20.410	7:48.476	9:01.957	283
5	22.408	26.895	17.873	26.317	1:33.493	298	5	35.742	29.830	19.613	28.624	1:53.809 P	
6	22.696	27.428	18.252	26.727	1:35.103	301	6	24.420	29.015	19.575	28.721	1:41.731	265
7	22.881	27.435	17.890	26.327	1:34.533	293	7	24.423	29.171	19.411	28.133	1:41.138	273
8	22.506	26.933	17.823	26.227	1:33.489	298	65 Cru HALLIDAY (NSW) (14th)						
9	22.369	27.085	17.982	26.279	1:33.715	296	1	30.576	31.025	19.635	28.222	1:49.458 P	
10	22.715	27.628	18.232	4:30.123	5:38.698	293	2	24.223	28.763	18.910	27.626	1:39.522	295
11	27.261	29.371	18.013	26.228	1:40.873 P		3	23.508	28.778	20.537	27.710	1:40.533	299
12	22.410	26.931	18.024	26.097	1:33.462	297	4	23.385	28.176	18.563	27.163	1:37.287	299
13	22.309	26.882	17.822	26.038	1:33.051	294	5	23.050	28.218	18.625	26.902	1:36.795	300
14	22.684	27.145	17.886	26.043	1:33.758	293	6	23.159	27.794	18.383	26.910	1:36.246	300
15	22.180	27.189	17.837	25.974	1:33.180	296	7	22.883	27.541	18.230	26.886	1:35.540	300
16	22.268	26.773	17.829	26.016	1:32.886	296	8	23.591	28.788	19.908	5:55.957	7:08.244	299
17	22.193	26.716	17.713	26.012	1:32.634	295	9	31.006	28.371	18.630	27.236	1:45.243 P	
60 Paul LINKENBAGH (NSW) (23th)							10	23.083	27.886	18.457	26.903	1:36.329	298
1	33.772	30.453	19.772	27.928	1:51.925 P		11	23.261	32.126	18.889	26.906	1:41.182	298
2	23.611	29.244	19.195	27.912	1:39.962	279	12	22.854	27.361	18.199	26.407	1:34.821	300
3	23.625	28.699	18.946	27.567	1:38.837	279	13	22.663	27.500	18.293	26.465	1:34.921	301
4	23.442	29.186	19.176	27.831	1:39.635	280	14	23.054	27.560	18.308	26.614	1:35.536	298
5	23.533	29.232	19.269	28.525	1:40.559	281	70 Mohamad AIZUDDIN (VIC) (18th)						
6	23.423	29.090	19.685	28.214	1:40.412	282	1	31.200	31.165	19.416	27.656	1:49.437 P	
7	23.759	29.394	19.522	7:28.729	8:41.404	276	2	24.163	28.896	18.993	27.386	1:39.438	279
8	29.979	29.655	19.361	27.769	1:46.764 P		3	23.757	28.275	18.768	4:54.793	6:05.593	276
9	23.580	29.003	19.096	27.499	1:39.178	279	4	32.285	28.663	18.818	27.479	1:47.245 P	
10	23.261	28.621	18.984	27.455	1:38.321	278	5	23.695	28.348	18.772	26.917	1:37.732	281
61 Arthur SISSIS (SA) (13th)							6	23.602	28.606	19.329	4:15.684	5:27.221	281
1	29.024	30.100	19.531	28.743	1:47.398 P		7	32.994	28.344	18.885	27.082	1:47.305 P	
2	23.542	28.251	18.469	26.727	1:36.989	293	8	23.499	27.859	18.926	26.738	1:37.022	278
3	22.872	27.680	18.262	26.726	1:35.540	293	9	23.656	29.047	20.067	3:34.087	4:46.857	283
4	22.697	27.656	18.190	26.713	1:35.256	295	10	29.771	28.171	18.766	27.373	1:44.081 P	
5	22.733	27.968	18.909	27.485	1:37.095	297	71 Tom EDWARDS (NSW) (5th)						
6	22.886	27.438	18.183	26.538	1:35.045	293	1	27.966	29.460	19.127	27.407	1:43.960 P	
7	22.776	27.349	18.094	26.518	1:34.737	297	2	23.356	28.301	18.519	26.768	1:36.944	293
8	23.021	28.607	19.309	7:08.914	8:19.851	296	3	23.871	28.778	19.278	6:11.271	7:23.198	273
9	31.879	28.535	18.830	26.934	1:46.178 P		4	27.951	29.114	18.871	26.916	1:42.852 P	
10	22.642	28.031	18.203	26.672	1:35.548	293	5	23.326	28.105	18.638	26.708	1:36.777	290
11	22.920	27.442	18.099	26.457	1:34.918	293	6	23.187	28.030	18.550	26.678	1:36.445	291
12	22.736	27.402	18.232	26.473	1:34.843	293	7	22.880	27.676	18.354	26.512	1:35.422	293
13	26.187	31.608	19.563	30.321	1:47.679	293	8	22.808	36.085	18.875	26.328	1:44.096	293
14	22.886	30.950	18.679	26.656	1:39.171	292	9	22.626	27.805	18.109	26.271	1:34.811	295

Chief Timekeeper - Scott Lang

Race Director - Tom Williams




SW-MOTECH SUPERBIKE
Free Practice 1

Date: **21/02/25**
Event: **P03**
Weather: **Sunny - Temp: 17.3C**
Track: **Dry - Temp: 18.3C**

Started at: **09:45:09**
Laps: **30 Min**
Starters: **25**
Posted at: **10:22 AM**

PROVISIONAL SECTOR TIMES

Lap	Sector 1	Sector 2	Sector 3	Sector 4	Lap Time	Spd	Lap	Sector 1	Sector 2	Sector 3	Sector 4	Lap Time	Spd
10	22.584	27.395	17.990	26.294	1:34.263	293	6	24.099	28.528	19.035	27.545	1:39.207	286
11	22.245	27.391	17.959	26.040	1:33.635	297	7	23.686	28.384	18.976	27.477	1:38.523	284
12	22.491	27.385	17.998	26.176	1:34.050	298	8	23.944	28.432	18.937	27.630	1:38.943	283
13	23.147	32.328	18.572	26.870	1:40.917	290	9	24.581	29.319	19.837	5:53.883	7:07.620	262
							10	34.047	32.388	20.454	27.859	1:54.748 P	
77 Adam SENIOR (WA) (19th)							11	23.986	28.645	19.141	27.354	1:39.126	283
1	31.254	30.954	19.509	27.578	1:49.295 P		12	24.019	28.717	18.961	27.436	1:39.133	282
2	24.352	29.612	19.002	27.171	1:40.137	265	13	23.588	28.125	18.790	27.165	1:37.668	288
3	23.719	29.517	19.275	1:30.382	2:42.893	279							
4	32.606	29.247	19.107	27.098	1:48.058 P		94 Mitchell CARR (WA) (25th)						
5	23.476	28.764	18.763	27.159	1:38.162	283	1	30.439	32.629	21.848	30.456	1:55.372 P	
6	23.548	28.954	18.971	27.093	1:38.566	282	2	26.147	31.309	20.769	29.070	1:47.295	236
7	23.659	28.713	18.767	27.099	1:38.238	281	3	26.168	31.694	21.464	28.820	1:48.146	240
8	23.988	30.004	20.357	6:46.549	8:00.898	282	4	26.885	31.331	20.826	29.087	1:48.129	215
9	32.841	29.632	19.135	27.480	1:49.088 P		5	26.721	31.670	20.691	29.135	1:48.217	236
10	23.353	28.398	18.585	26.819	1:37.155	281	6	26.567	31.474	20.701	29.183	1:47.925	234
11	23.310	28.402	18.603	27.059	1:37.374	283	7	26.145	31.182	20.227	30.152	1:47.706	235
							8	26.409	31.083	20.592	28.583	1:46.667	239
							9	26.065	31.320	21.209	28.904	1:47.498	244
82 Ryan YANKO (QLD) (17th)							10	26.167	30.920	20.479	28.764	1:46.330	238
1	28.806	29.396	19.103	27.613	1:44.918 P								
2	23.392	28.513	18.699	26.913	1:37.517	287	308 John LYTRAS (QLD) (9th)						
3	23.178	28.395	18.669	27.260	1:37.502	287	1	30.062	34.703	18.981	27.005	1:50.751 P	
4	23.353	28.539	19.152	5:06.542	6:17.586	283	2	23.507	28.314	18.454	27.213	1:37.488	284
5	28.581	28.337	18.683	26.783	1:42.384 P		3	23.041	27.400	18.318	26.665	1:35.424	285
6	24.897	28.346	18.763	26.946	1:38.952	279	4	23.377	27.719	18.380	26.852	1:36.328	284
7	24.201	28.794	19.062	1:44.834	2:56.891	273	5	22.982	27.511	18.201	26.410	1:35.104	284
8	28.640	28.666	18.782	27.049	1:43.137 P		6	27.080	32.053	18.830	30.322	1:48.285	286
9	23.198	28.311	18.453	27.152	1:37.114	287	7	22.913	27.490	18.184	5:25.610	6:34.197	284
10	23.093	28.525	18.521	26.730	1:36.869	288	8	30.888	30.110	24.507	26.252	1:51.757 P	
11	23.023	28.310	18.644	26.969	1:36.946	290	9	22.832	27.218	17.997	26.118	1:34.165	285
12	23.801	28.480	18.976	27.425	1:38.682	286	10	22.563	27.083	17.989	26.154	1:33.789	285
13	24.306	31.378	19.098	27.430	1:42.212	290	11	22.669	27.186	18.105	26.173	1:34.133	285
14	23.084	28.204	18.672	26.941	1:36.901	289	12	27.077	31.510	18.525	26.486	1:43.598	265
							13	25.480	28.903	20.598	26.641	1:41.622	286
92 Kota HIGUCHI (JAP) (22th)							14	27.729	27.601	17.985	26.072	1:39.387	286
1	33.493	31.346	20.115	28.392	1:53.346 P		15	22.428	27.203	17.981	26.200	1:33.812	289
2	24.068	29.041	18.816	27.563	1:39.488	284							
3	24.122	28.885	18.911	27.179	1:39.097	285							
4	23.764	28.614	19.266	27.619	1:39.263	290							
5	24.048	28.576	19.259	27.594	1:39.477	279							



Chief Timekeeper - Scott Lang



Race Director - Tom Williams



SW-MOTECH SUPERBIKE
Free Practice 1

Date: 21/02/25
Event: P03
Weather: Sunny - Temp: 17.3C
Track: Dry - Temp: 18.3C


Started at: 09:45:09
Laps: 30 Min
Starters: 25
Posted at: 10:22 AM

PROVISIONAL FASTEST LAPS SEQUENCE

Race Time	No	Name	Machine	Fastest Lap	On Lap
2:13.665	27	Max STAUFFER (NSW)	Yamaha YZF-R1	1:43.491	1
2:17.473	46	Mike JONES (QLD)	Yamaha YZF-R1	1:41.960	1
3:49.355	27	Max STAUFFER (NSW)	Yamaha YZF-R1	1:35.690	2
3:52.506	46	Mike JONES (QLD)	Yamaha YZF-R1	1:35.033	2
5:26.787	46	Mike JONES (QLD)	Yamaha YZF-R1	1:34.281	3
5:27.279	13	Anthony WEST (QLD)	Yamaha YZF-R1	1:32.978	2
8:33.201	13	Anthony WEST (QLD)	Yamaha YZF-R1	1:32.747	4
11:19.709	1	Josh WATERS (VIC)	Ducati V4R	1:32.324	4
11:38.632	13	Anthony WEST (QLD)	Yamaha YZF-R1	1:32.167	6
12:51.594	1	Josh WATERS (VIC)	Ducati V4R	1:31.885	5
21:00.557	13	Anthony WEST (QLD)	Yamaha YZF-R1	1:31.608	9
22:31.993	13	Anthony WEST (QLD)	Yamaha YZF-R1	1:31.436	10
28:49.900	13	Anthony WEST (QLD)	Yamaha YZF-R1	1:31.404	14



Chief Timekeeper - Scott Lang



Race Director - Tom Williams




SW-MOTECH SUPERBIKE
Free Practice 1

Date: **21/02/25**
Event: **P03**
Weather: **Sunny - Temp: 17.3C**
Track: **Dry - Temp: 18.3C**

Started at: **09:45:09**
Laps: **30 Min**
Starters: **25**
Posted at: **10:22 AM**

PROVISIONAL BEST SECTOR TIMES

Pos	Sector 1		Sector 2		Sector 3		Sector 4		Lap		Ideal	Fastest	Diff
	Name	Time	Name	Time	Name	Time	Name	Time	Name	Time			
1	J. WATERS	21.90	A. WEST	26.34	A. WEST	17.44	A. WEST	25.40	A. WEST	1:31.193	1:31.404	.211	
2	A. WEST	22.00	J. WATERS	26.47	J. WATERS	17.63	J. WATERS	25.42	J. WATERS	1:31.433	1:31.451	.018	
3	M. JONES	22.18	M. JONES	26.71	M. JONES	17.71	M. JONES	25.97	M. JONES	1:32.583	1:32.634	.051	
4	T. EDWARD	22.24	B. PEARSON	26.84	J. NAHLOUS	17.87	T. EDWARD	26.04	G. ALLERTON	1:33.305	1:33.305	.000	
5	J. NAHLOUS	22.35	G. ALLERTO	26.87	G. ALLERTO	17.88	J. LYTRAS	26.07	J. LYTRAS	1:33.564	1:33.789	.225	
6	B. PEARSON	22.39	M. STAUFFE	26.88	C. DUNKER	17.93	C. DUNKER	26.11	M. STAUFFER	1:33.579	1:33.658	.079	
7	G. ALLERTO	22.39	J. NAHLOUS	27.04	M. STAUFFE	17.93	M. STAUFFE	26.15	C. DUNKER	1:33.599	1:33.709	.110	
8	J. LYTRAS	22.42	J. LYTRAS	27.08	T. EDWARD	17.95	G. ALLERTO	26.15	J. NAHLOUS	1:33.609	1:33.919	.310	
9	C. DUNKER	22.44	C. DUNKER	27.10	J. LYTRAS	17.98	J. NAHLOUS	26.33	T. EDWARDS	1:33.629	1:33.635	.006	
10	J. FAVELLE	22.55	A. SISSIS	27.34	B. PEARSON	18.02	J. FAVELLE	26.35	B. PEARSON	1:33.676	1:33.676	.000	
11	M. STAUFFE	22.61	C. HALLIDAY	27.36	J. FAVELLE	18.07	M. WALTERS	26.39	J. FAVELLE	1:34.381	1:34.381	.000	
12	A. SISSIS	22.64	T. EDWARD	27.38	A. SISSIS	18.09	C. HALLIDAY	26.40	A. SISSIS	1:34.542	1:34.737	.195	
13	C. HALLIDAY	22.66	J. FAVELLE	27.39	M. WALTERS	18.12	B. PEARSON	26.41	C. HALLIDAY	1:34.630	1:34.821	.191	
14	M. WALTERS	22.67	M. WALTERS	27.48	C. HALLIDAY	18.19	A. SISSIS	26.45	M. WALTERS	1:34.682	1:34.688	.006	
15	T. TOPARIS	22.99	T. TOPARIS	27.75	T. TOPARIS	18.41	J. SODERLA	26.68	T. TOPARIS	1:35.973	1:36.191	.218	
16	N. MAHON	23.01	M. AIZUDDIN	27.85	R. YANKO	18.45	R. YANKO	26.73	J. SODERLAN	1:36.341	1:36.859	.518	
17	R. YANKO	23.02	J. SODERLA	27.86	A. SENIOR	18.58	M. AIZUDDIN	26.73	R. YANKO	1:36.410	1:36.869	.459	
18	C. HOLDING	23.10	N. MAHON	28.08	J. SODERLA	18.64	T. TOPARIS	26.79	M. AIZUDDIN	1:36.862	1:37.022	.160	
19	J. SODERLA	23.14	C. HOLDING	28.08	C. HOLDING	18.68	A. SENIOR	26.81	N. MAHON	1:36.867	1:37.231	.364	
20	P. LINKENBA	23.26	K. HIGUCHI	28.12	N. MAHON	18.72	N. MAHON	27.05	C. HOLDING	1:37.030	1:37.499	.469	
21	A. SENIOR	23.31	R. YANKO	28.20	M. AIZUDDIN	18.76	C. HOLDING	27.15	A. SENIOR	1:37.112	1:37.155	.043	
22	M. AIZUDDIN	23.49	A. SENIOR	28.39	K. HIGUCHI	18.79	K. HIGUCHI	27.16	K. HIGUCHI	1:37.668	1:37.668	.000	
23	K. HIGUCHI	23.58	P. LINKENBA	28.62	P. LINKENBA	18.94	P. LINKENBA	27.45	P. LINKENBA	1:38.283	1:38.321	.038	
24	M. KEMP	23.94	M. KEMP	29.01	M. KEMP	19.33	M. KEMP	28.13	M. KEMP	1:40.426	1:41.138	.712	
25	M. CARR	26.06	M. CARR	30.92	M. CARR	20.22	M. CARR	28.58	M. CARR	1:45.795	1:46.330	.535	



Chief Timekeeper - Scott Lang



Race Director - Tom Williams



SW-MOTECH SUPERBIKE

Free Practice 1

Date: 21/02/25
Event: P03
Weather: Sunny - Temp: 17.3C
Track: Dry - Temp: 18.3C


Started at: 09:45:09
Laps: 30 Min
Starters: 25
Posted at: 10:22 AM

PROVISIONAL RACE INFORMATION

Time	Description
09:45:09	Event Start
10:15:11	Chequered Flag
10:19:01	Event Finish



Chief Timekeeper - Scott Lang



Race Director - Tom Williams

