

SW-MOTECH SUPERBIKE
Free Practice 2


Date: **21/02/25**
Event: **P06**
Weather: **Sunny - Temp: 21.6C**
Track: **Dry - Temp: 32.1C**

Started at: **14:10:01**
Laps: **30 Min**
Starters: **25**
Posted at: **2:47 PM**

PROVISIONAL CLASSIFICATION

Pos	No	Name	Machine	Fastest Lap	On Lap	Behind Leader	Behind Prev	Top Speed
1	13	Anthony WEST (QLD) / Addicted to Track	Yamaha YZF-R1	1:31.888	8 of 15			290
2	1	Josh WATERS (VIC) / McMartin Racing	Ducati V4R	1:31.968	5 of 13	.080	.080	302
3	46	Mike JONES (QLD) / Yamaha Racing Team / Shop Yamaha / Yamalube / Pirelli	Yamaha YZF-R1	1:32.847	4 of 17	.959	.879	297
4	14	Glenn ALLERTON (NSW) / Superbike Advocates Racing	Ducati V4R	1:33.006	10 of 13	1.118	.159	300
5	3	Cameron DUNKER (NSW) / MotoGo Yamaha Race Team / GYTR / YRD / Alpinestars / KYT Helmets / Yamaha	Yamaha YZF-R1	1:33.015	6 of 14	1.127	.009	286
6	20	Jonathan NAHLOUS (NSW) / Complete AV / Alpinestars / Yamaha YRD / Anderson Stands / Shark Helmets	Yamaha YZF-R1	1:33.312	9 of 15	1.424	.297	290
7	27	Max STAUFFER (NSW) / Yamaha Racing Team / Shop Yamaha / Yamalube / Pirelli	Yamaha YZF-R1	1:33.532	2 of 14	1.644	.220	294
8	11	Broc PEARSON (QLD) / DesmoSport Ducati	Ducati V4R	1:33.663	15 of 15	1.775	.131	295
9	71	Tom EDWARDS (NSW) / Motoschool Racing School / Yamaha / GoPro / Monster	Yamaha YZF-R1	1:33.948	12 of 14	2.060	.285	288
10	33	Jack FAVELLE (NSW) / Addicted to Track / Favelle Enterprises / Kabuto Helmets / Fuspport Boots	Yamaha YZF-R1	1:34.185	12 of 14	2.297	.237	286
11	308	John LYTRAS (QLD) / Caboolture Yamaha / Ricondi / Race & Road	Yamaha YZF-R1	1:34.300	3 of 13	2.412	.115	283
12	65	Cru HALLIDAY (NSW) / Stop & Seal Racing	Yamaha YZF-R1	1:34.482	13 of 15	2.594	.182	292
13	61	Arthur SISSIS (SA) / Stop & Seal Racing / Shoei / Alpinestars	Yamaha YZF-R1	1:34.864	3 of 8	2.976	.382	286
14	12	Matt WALTERS (NSW) / Newcastle Hino	Aprilia RSV4	1:34.914	11 of 14	3.026	.050	290
15	82	Ryan YANKO (QLD) / Addicted To Track	Yamaha YZF-R1	1:35.170	15 of 15	3.282	.256	286
16	7	Tom TOPARIS (NSW) / Stop & Seal Racing / KYT / Leda / Koda / Ganter Group	Yamaha YZF-R1	1:35.500	5 of 12	3.612	.330	286
17	28	Josh SODERLAND (NSW) / Gowanloch M-cycles / Smash Media / Papa Macros / 4SR / Pirelli	Yamaha YZF-R1	1:36.305	2 of 15	4.417	.805	283
18	10	Noel MAHON (VIC) / IRT M-sports / SE Suspensions / YRD / Race & Road / RS Pipe & Civil	Yamaha YZF-R1	1:36.756	4 of 13	4.868	.451	279
19	8	Charles HOLDING (SA) / MotoJet Garage / The Grinning Dingo	Yamaha YZF-R1	1:36.841	12 of 13	4.953	.085	286
20	77	Adam SENIOR (WA) / Senior Engineering / Pirelli / Cullys Yamaha / MarinePro West / Silkolene	Yamaha YZF-R1	1:37.277	8 of 8	5.389	.436	281
21	92	Kota HIGUCHI (JAP) / H.L.O. Racing	Suzuki GSXR	1:37.634	9 of 13	5.746	.357	281
22	70	Mohamad AIZUDDIN (VIC) / Portbike Racing / Hype Motorsport / CCAU	BMW M RR	1:37.822	3 of 3	5.934	.188	280
23	60	Paul LINKENBAGH (NSW) / Tyrepower Smash Brand Group / 4SR Australia	Yamaha YZF-R1	1:38.609	12 of 15	6.721	.787	276
24	64	Michael KEMP (SA) / SA Pool and Spa Services / Lee's Spot on M-cycles / SM Fabrications	Yamaha YZF-R1	1:40.000	2 of 13	8.112	1.391	278
25	94	Mitchell CARR (WA) / Campbell Road Automotive & M-cycles	Honda CBR RR	1:44.750	12 of 13	12.862	4.750	251

Current qualifying record for SBK class - 1:30.379 by Josh WATERS (VIC) on a Ducati V4R set on 24/02/24



Chief Timekeeper - Scott Lang



Race Director - Tom Williams



SW-MOTECH SUPERBIKE
Free Practice 2

Date: **21/02/25**
Event: **P06**
Weather: **Sunny - Temp: 21.6C**
Track: **Dry - Temp: 32.1C**

Started at: **14:10:01**
Laps: **30 Min**
Starters: **25**
Posted at: **2:47 PM**

PROVISIONAL LAP TIMES

No	Name	Lap 1	Lap 2	Lap 3	Lap 4	Lap 5	Lap 6	Lap 7	Lap 8	Lap 9	Lap 10
1	Josh WATERS (VIC)	1:48.381	1:32.635	1:36.119	1:34.647	1:31.968	1:32.092	8:40.758	3:06.016	1:51.030	1:32.329
		10	1:31.996	1:45.439	1:32.902						
3	Cameron DUNKER (NSW)	1:40.472	1:33.475	1:34.524	1:33.689	1:37.046	1:33.015	5:51.404	1:38.133	1:34.135	1:33.672
		10	4:31.161	1:37.124	1:33.435	1:33.461					
7	Tom TOPARIS (NSW)	1:47.910	1:36.017	1:35.683	1:36.271	1:35.500	9:12.791	1:41.099	1:35.600	1:37.122	1:37.444
		10	1:36.946	1:35.589							
8	Charles HOLDING (SA)	1:41.384	1:37.231	1:37.272	1:38.038	1:36.905	7:53.545	1:48.645	1:37.089	1:36.954	1:38.385
		10	1:36.954	1:36.841	1:37.009						
10	Noel MAHON (VIC)	1:43.483	1:37.519	1:36.854	1:36.756	6:27.105	1:48.325	1:37.818	1:37.422	1:37.248	5:14.939
		10	1:45.402	1:36.976	1:36.886						
11	Broc PEARSON (QLD)	1:44.267	1:34.478	1:42.285	1:34.162	4:40.957	1:43.277	1:35.177	1:34.049	1:34.092	4:17.454
		10	1:40.005	1:34.753	1:33.742	1:33.847	1:33.663				
12	Matt WALTERS (NSW)	1:44.269	1:35.987	1:35.312	1:39.350	1:35.843	1:36.060	1:40.882	1:36.337	7:59.843	2:03.686
		10	1:34.914	1:38.348	1:37.813	1:35.053					
13	Anthony WEST (QLD)	1:39.976	1:32.141	1:32.686	1:32.339	1:32.873	6:26.345	1:43.413	1:31.888	1:32.106	3:37.999
		10	1:43.274	1:31.906	1:32.798	1:43.003	1:31.978				
14	Glenn ALLERTON (NSW)	7:06.734	1:54.325	1:33.278	1:33.465	1:35.574	1:33.943	1:33.166	5:30.295	1:44.321	1:33.006
		10	1:33.087	1:47.112	1:33.667						
20	Jonathan NAHLOUS (NSW)	1:39.247	1:34.200	1:33.975	1:34.451	1:33.607	5:07.788	1:37.811	1:33.964	1:33.312	4:45.319
		10	1:36.922	1:33.598	1:33.565	1:34.137	1:33.462				
27	Max STAUFFER (NSW)	1:39.916	1:33.532	1:33.806	1:34.334	1:33.966	1:34.174	6:51.106	1:42.473	1:34.405	1:33.774
		10	3:55.462	1:46.492	1:34.042	1:34.614					
28	Josh SODERLAND (NSW)	1:41.752	1:36.305	1:36.368	1:36.324	1:36.642	7:44.116	1:48.707	1:36.762	1:36.944	1:37.780
		10	1:37.170	1:37.456	1:38.674	1:37.645	1:37.399				
33	Jack FAVELLE (NSW)	1:40.784	1:34.536	1:34.292	1:36.768	1:34.752	9:04.247	1:41.464	1:34.370	1:36.270	1:34.677
		10	1:34.373	1:34.185	1:52.623	1:39.855					
46	Mike JONES (QLD)	1:39.627	1:33.582	1:37.661	1:32.847	1:33.274	1:33.111	1:33.419	1:34.015	1:33.808	4:41.740
		10	1:45.091	1:34.414	1:33.671	1:33.205	1:33.673	1:33.699	1:34.032		
60	Paul LINKENBAGH (NSW)	1:46.284	1:39.086	1:38.726	1:39.730	1:39.182	1:39.612	6:34.384	1:48.819	1:38.984	1:38.826
		10	1:39.278	1:38.609	1:40.331	1:39.186	1:39.822				
61	Arthur SISSIS (SA)	1:44.063	1:35.114	1:34.864	1:35.469	6:56.780	10:13.391	1:55.580	1:37.214		
64	Michael KEMP (SA)	1:46.655	1:40.000	1:40.058	1:42.260	1:40.651	1:41.687	7:30.630	1:50.951	1:40.778	1:40.906
		10	1:41.607	4:10.434	1:51.635						
65	Cru HALLIDAY (NSW)	1:48.290	1:44.244	1:36.279	1:35.860	1:35.382	1:36.119	7:20.659	1:51.399	1:45.134	1:38.857
		10	1:36.285	1:34.986	1:34.482	1:35.062	1:40.219				
70	Mohamad ALZUDDIN (VIC)	1:42.677	1:52.468	1:37.822							
71	Tom EDWARDS (NSW)	1:42.965	1:34.947	1:36.641	1:34.655	1:35.109	8:55.140	1:43.270	1:34.345	1:33.987	1:34.072
		10	1:34.406	1:33.948	1:34.277	1:34.061					
77	Adam SENIOR (WA)	1:44.511	1:37.509	1:38.460	1:37.683	9:59.589	1:52.957	1:39.344	1:37.277		

Chief Timekeeper - Scott Lang

Race Director - Tom Williams



SW-MOTECH SUPERBIKE
Free Practice 2

Date: 21/02/25
Event: P06
Weather: Sunny - Temp: 21.6C
Track: Dry - Temp: 32.1C


Started at: 14:10:01
Laps: 30 Min
Starters: 25
Posted at: 2:47 PM

PROVISIONAL LAP TIMES

No	Name	Lap 1	Lap 2	Lap 3	Lap 4	Lap 5	Lap 6	Lap 7	Lap 8	Lap 9	Lap 10
82	Ryan YANKO (QLD)	1:40.418	1:35.315	1:35.408	1:35.495	1:35.902	1:35.732	1:35.682	1:35.873	1:35.550	1:35.762
10		6:50.295	1:41.985	1:35.980	1:35.355	1:35.170					
92	Kota HIGUCHI (JAP)	1:46.699	1:39.329	1:38.699	1:38.516	1:38.158	10:18.565	1:54.416	1:39.087	1:37.634	1:38.267
10		1:38.155	1:38.872	1:38.767							
94	Mitchell CARR (WA)	1:52.088	1:47.910	1:46.523	1:45.216	1:45.305	1:47.900	1:47.035	1:45.557	1:46.026	1:45.105
10		1:47.613	1:44.750	1:45.525							
308	John LYTRAS (QLD)	1:39.521	1:34.457	1:34.300	1:34.881	4:55.233	1:51.828	6:35.154	1:45.926	1:34.517	3:00.377
10		1:42.340	1:40.135	1:38.675							



Chief Timekeeper - Scott Lang



Race Director - Tom Williams




SW-MOTECH SUPERBIKE
Free Practice 2

Date: **21/02/25**
Event: **P06**
Weather: **Sunny - Temp: 21.6C**
Track: **Dry - Temp: 32.1C**


Started at: **14:10:01**
Laps: **30 Min**
Starters: **25**
Posted at: **2:47 PM**

PROVISIONAL SECTOR TIMES

Lap	Sector 1	Sector 2	Sector 3	Sector 4	Lap Time	Spd	Lap	Sector 1	Sector 2	Sector 3	Sector 4	Lap Time	Spd
1 Josh WATERS (VIC) (2nd)							9	23.122	27.650	18.252	28.098	1:37.122	282
1	31.066	29.343	18.736	29.236	1:48.381 P		10	22.698	27.574	18.674	28.498	1:37.444	285
2	22.361	26.735	17.789	25.750	1:32.635	299	11	22.897	28.023	18.948	27.078	1:36.946	285
3	22.007	26.806	17.970	29.336	1:36.119	302	12	22.867	27.589	18.326	26.807	1:35.589	282
4	22.894	27.463	18.357	25.933	1:34.647	301	8 Charles HOLDING (SA) (19th)						
5	22.042	26.608	17.658	25.660	1:31.968	298	1	26.458	28.681	18.774	27.471	1:41.384 P	
6	22.043	26.661	17.600	25.788	1:32.092	301	2	23.402	28.026	18.543	27.260	1:37.231	285
7	22.383	27.076	18.777	7:32.522	8:40.758	298	3	23.398	27.956	18.583	27.335	1:37.272	286
8	31.849	31.514	19.758	1:42.895	3:06.016 P		4	23.507	28.168	18.859	27.504	1:38.038	279
9	36.344	30.153	18.277	26.256	1:51.030 P		5	23.173	27.867	18.575	27.290	1:36.905	286
10	22.223	26.766	17.616	25.724	1:32.329	297	6	23.344	27.906	18.678	6:43.617	7:53.545	284
11	22.013	26.679	17.638	25.666	1:31.996	298	7	33.213	28.954	19.043	27.435	1:48.645 P	
12	22.556	37.443	19.337	26.103	1:45.439	301	8	23.345	27.855	18.639	27.250	1:37.089	284
13	22.136	26.815	17.784	26.167	1:32.902	298	9	23.159	27.845	18.643	27.307	1:36.954	285
3 Cameron DUNKER (NSW) (5th)							10	23.175	28.702	18.961	27.547	1:38.385	286
1	28.279	27.707	17.913	26.573	1:40.472 P		11	23.051	27.729	18.640	27.534	1:36.954	285
2	22.331	27.024	17.846	26.274	1:33.475	283	12	23.185	27.897	18.520	27.239	1:36.841	282
3	22.448	28.193	17.823	26.060	1:34.524	284	13	23.113	27.871	18.723	27.302	1:37.009	283
4	22.230	27.015	17.703	26.741	1:33.689	285	10 Noel MAHON (VIC) (18th)						
5	22.815	27.584	20.424	26.223	1:37.046	281	1	27.133	29.658	19.153	27.539	1:43.483 P	
6	22.321	26.848	17.668	26.178	1:33.015	286	2	23.431	28.219	18.696	27.173	1:37.519	277
7	23.278	27.718	18.442	4:41.966	5:51.404	282	3	23.215	28.016	18.606	27.017	1:36.854	276
8	26.501	27.317	17.854	26.461	1:38.133 P		4	23.062	27.958	18.642	27.094	1:36.756	277
9	22.647	27.043	18.008	26.437	1:34.135	280	5	23.131	28.080	18.835	5:17.059	6:27.105	276
10	22.601	26.937	17.872	26.262	1:33.672	278	6	32.878	29.113	18.975	27.359	1:48.325 P	
11	22.768	27.868	18.420	3:22.105	4:31.161	279	7	23.359	28.515	18.680	27.264	1:37.818	274
12	25.495	27.266	17.978	26.385	1:37.124 P		8	23.257	28.202	18.742	27.221	1:37.422	273
13	22.470	26.906	17.811	26.248	1:33.435	280	9	23.157	28.091	18.659	27.341	1:37.248	274
14	22.516	26.936	17.767	26.242	1:33.461	280	10	23.210	28.219	19.101	4:04.409	5:14.939	276
7 Tom TOPARIS (NSW) (16th)							11	30.249	28.629	18.762	27.762	1:45.402 P	
1	29.773	32.296	18.850	26.991	1:47.910 P		12	23.151	28.084	18.564	27.177	1:36.976	279
2	22.983	27.687	18.425	26.922	1:36.017	286	13	23.185	28.024	18.585	27.092	1:36.886	278
3	22.833	27.529	18.348	26.973	1:35.683	283	11 Broc PEARSON (QLD) (8th)						
4	22.886	27.929	18.698	26.758	1:36.271	283	1	28.362	30.245	18.912	26.748	1:44.267 P	
5	22.872	27.607	18.264	26.757	1:35.500	286	2	22.513	27.189	18.102	26.674	1:34.478	293
6	24.028	28.687	18.698	8:01.378	9:12.791	280	3	22.772	29.770	21.291	28.452	1:42.285	291
7	27.843	27.981	18.402	26.873	1:41.099 P		4	22.672	26.947	18.058	26.485	1:34.162	295
8	23.115	27.489	18.251	26.745	1:35.600	286							



Chief Timekeeper - Scott Lang



Race Director - Tom Williams



SW-MOTECH SUPERBIKE
Free Practice 2

Date: **21/02/25**
Event: **P06**
Weather: **Sunny - Temp: 21.6C**
Track: **Dry - Temp: 32.1C**

Started at: **14:10:01**
Laps: **30 Min**
Starters: **25**
Posted at: **2:47 PM**

PROVISIONAL SECTOR TIMES

Lap	Sector 1	Sector 2	Sector 3	Sector 4	Lap Time	Spd	Lap	Sector 1	Sector 2	Sector 3	Sector 4	Lap Time	Spd
5	22.581	30.585	19.194	3:28.597	4:40.957	293	12	22.127	26.629	17.464	25.686	1:31.906	287
6	27.896	29.331	19.308	26.742	1:43.277 P		13	22.199	26.674	17.544	26.381	1:32.798	287
7	22.610	27.197	18.522	26.848	1:35.177	293	14	22.766	32.800	20.810	26.627	1:43.003	289
8	22.554	26.997	18.055	26.443	1:34.049	294	15	22.173	26.572	17.546	25.687	1:31.978	290
9	22.539	27.032	18.124	26.397	1:34.092	293							
10	23.849	28.527	18.659	3:06.419	4:17.454	293	14 Glenn ALLERTON (NSW) (4th)						
11	27.327	27.667	18.483	26.528	1:40.005 P		1	27.439	28.242	18.555	5:52.498	7:06.734 P	
12	22.494	27.609	18.264	26.386	1:34.753	295	2	28.715	37.343	21.152	27.115	1:54.325 P	
13	22.447	26.906	18.016	26.373	1:33.742	293	3	22.301	27.014	17.673	26.290	1:33.278	298
14	22.417	26.837	18.067	26.526	1:33.847	295	4	22.343	26.952	17.882	26.288	1:33.465	297
15	22.447	26.797	18.090	26.329	1:33.663	295	5	22.548	27.960	18.670	26.396	1:35.574	295
							6	22.212	27.103	18.011	26.617	1:33.943	298
							7	22.252	26.901	17.895	26.118	1:33.166	298
12 Matt WALTERS (NSW) (14th)							8	26.176	30.071	18.663	4:15.385	5:30.295	300
1	27.911	29.860	19.191	27.307	1:44.269 P		9	28.526	30.403	18.434	26.958	1:44.321 P	
2	22.994	27.786	18.346	26.861	1:35.987	289	10	22.185	26.798	17.801	26.222	1:33.006	294
3	22.797	27.590	18.200	26.725	1:35.312	286	11	22.204	26.832	17.795	26.256	1:33.087	298
4	22.745	31.063	18.533	27.009	1:39.350	286	12	26.019	35.161	18.538	27.394	1:47.112	299
5	22.951	27.750	18.263	26.879	1:35.843	285	13	22.245	26.944	18.082	26.396	1:33.667	296
6	22.824	27.721	18.264	27.251	1:36.060	285							
7	22.967	31.820	18.663	27.432	1:40.882	283	20 Jonathan NAHLOUS (NSW) (6th)						
8	23.024	27.841	18.330	27.142	1:36.337	283	1	27.040	27.460	18.108	26.639	1:39.247 P	
9	23.191	29.304	19.326	6:48.022	7:59.843	284	2	22.537	27.150	18.062	26.451	1:34.200	288
10	31.874	45.946	18.849	27.017	2:03.686 P		3	22.506	27.165	17.867	26.437	1:33.975	290
11	22.758	27.471	18.082	26.603	1:34.914	288	4	22.517	27.354	18.143	26.437	1:34.451	290
12	22.742	30.058	18.620	26.928	1:38.348	288	5	22.352	26.979	17.925	26.351	1:33.607	288
13	22.813	29.501	18.498	27.001	1:37.813	290	6	22.700	27.126	17.844	4:00.118	5:07.788	288
14	22.602	27.575	18.186	26.690	1:35.053	287	7	25.867	27.434	18.051	26.459	1:37.811 P	
							8	22.405	27.125	17.905	26.529	1:33.964	284
13 Anthony WEST (QLD) (1st)							9	22.404	26.883	17.849	26.176	1:33.312	286
1	27.348	28.404	18.195	26.029	1:39.976 P		10	22.584	27.162	17.874	3:37.699	4:45.319	285
2	22.292	26.697	17.422	25.730	1:32.141	286	11	25.917	27.030	17.757	26.218	1:36.922 P	
3	22.353	26.777	17.632	25.924	1:32.686	289	12	22.342	26.785	17.976	26.495	1:33.598	286
4	22.279	26.626	17.565	25.869	1:32.339	286	13	22.425	26.812	17.764	26.564	1:33.565	284
5	22.185	26.707	17.948	26.033	1:32.873	288	14	22.686	27.216	17.857	26.378	1:34.137	286
6	23.671	28.915	18.352	5:15.407	6:26.345	286	15	22.371	26.863	17.824	26.404	1:33.462	286
7	27.934	29.522	19.073	26.884	1:43.413 P								
8	22.257	26.483	17.512	25.636	1:31.888	284	27 Max STAUFFER (NSW) (7th)						
9	22.137	26.539	17.598	25.832	1:32.106	285	1	27.329	27.870	18.412	26.305	1:39.916 P	
10	23.503	28.709	18.833	2:26.954	3:37.999	285	2	22.500	26.952	17.949	26.131	1:33.532	290
11	27.468	30.605	18.394	26.807	1:43.274 P								

Chief Timekeeper - Scott Lang

Race Director - Tom Williams



SW-MOTECH SUPERBIKE
Free Practice 2

Date: **21/02/25**
Event: **P06**
Weather: **Sunny - Temp: 21.6C**
Track: **Dry - Temp: 32.1C**

Started at: **14:10:01**
Laps: **30 Min**
Starters: **25**
Posted at: **2:47 PM**

PROVISIONAL SECTOR TIMES

Lap	Sector 1	Sector 2	Sector 3	Sector 4	Lap Time	Spd	Lap	Sector 1	Sector 2	Sector 3	Sector 4	Lap Time	Spd	
3	22.666	26.965	17.966	26.209	1:33.806	294	10	<u>22.580</u>	27.380	17.972	26.745	1:34.677	283	
4	22.525	27.014	17.950	26.845	1:34.334	286	11	22.728	27.156	17.973	26.516	1:34.373	282	
5	22.576	<u>26.901</u>	18.057	26.432	1:33.966	286	12	22.739	<u>27.048</u>	17.958	26.440	<u>1:34.185</u>	282	
6	22.591	27.191	17.997	26.395	1:34.174	287	13	23.645	36.615	19.124	33.239	1:52.623	284	
7	22.731	32.379	18.601	5:37.395	6:51.106	287	14	23.259	30.161	18.955	27.480	1:39.855	281	
8	28.789	28.502	18.399	26.783	1:42.473 P									
9	22.890	27.009	18.086	26.420	1:34.405	286	46 Mike JONES (QLD) (3rd)							
10	<u>22.477</u>	26.965	18.010	26.322	1:33.774	289	1	27.075	27.814	18.264	26.474	1:39.627 P		
11	22.899	27.274	20.497	2:44.792	3:55.462	292	2	22.550	27.136	17.815	26.081	1:33.582	288	
12	30.986	29.531	18.620	27.355	1:46.492 P		3	22.547	31.249	17.787	<u>26.078</u>	1:37.661	288	
13	22.580	27.077	18.036	26.349	1:34.042	289	4	<u>22.222</u>	26.848	<u>17.643</u>	26.134	<u>1:32.847</u>	294	
14	22.580	27.155	18.392	26.487	1:34.614	290	5	22.224	26.788	17.874	26.388	1:33.274	290	
							6	22.282	26.834	17.765	26.230	1:33.111	297	
28 Josh SODERLAND (NSW) (17th)							7	22.351	26.855	17.905	26.308	1:33.419	288	
1	27.438	28.450	19.047	26.817	1:41.752 P		8	22.313	26.941	18.120	26.641	1:34.015	287	
2	<u>23.033</u>	27.945	<u>18.572</u>	26.755	<u>1:36.305</u>	283	9	22.309	27.086	17.981	26.432	1:33.808	286	
3	23.177	<u>27.592</u>	18.827	26.772	1:36.368	279	10	22.825	27.277	18.200	3:33.438	4:41.740	286	
4	23.253	27.876	18.671	<u>26.524</u>	1:36.324	275	11	28.306	28.079	18.579	30.127	1:45.091 P		
5	23.310	27.767	18.682	26.883	1:36.642	279	12	22.493	27.156	17.906	26.859	1:34.414	291	
6	23.363	31.330	19.304	6:30.119	7:44.116	273	13	22.403	27.172	17.763	26.333	1:33.671	286	
7	33.908	29.023	18.713	27.063	1:48.707 P		14	22.267	26.961	17.779	26.198	1:33.205	290	
8	23.149	27.735	18.736	27.142	1:36.762	274	15	22.266	<u>26.747</u>	17.881	26.779	1:33.673	290	
9	23.099	28.012	18.674	27.159	1:36.944	278	16	22.427	26.816	17.896	26.560	1:33.699	287	
10	23.419	28.090	18.813	27.458	1:37.780	275	17	22.411	27.063	17.975	26.583	1:34.032	286	
11	23.446	28.027	18.741	26.956	1:37.170	274								
12	23.209	28.105	19.092	27.050	1:37.456	276	60 Paul LINKENBAGH (NSW) (23th)							
13	24.755	28.147	18.669	27.103	1:38.674	273	1	28.796	30.381	19.244	27.863	1:46.284 P		
14	23.485	27.763	18.851	27.546	1:37.645	272	2	23.634	28.954	18.905	<u>27.593</u>	1:39.086	275	
15	23.426	27.932	18.761	27.280	1:37.399	272	3	23.441	28.885	18.646	27.754	1:38.726	276	
							4	23.951	29.072	18.943	27.764	1:39.730	263	
33 Jack FAVELLE (NSW) (10th)							5	23.628	28.961	18.954	27.639	1:39.182	273	
1	26.969	28.926	18.226	26.663	1:40.784 P		6	<u>23.321</u>	28.984	19.113	28.194	1:39.612	271	
2	22.838	27.442	17.906	<u>26.350</u>	1:34.536	283	7	23.620	29.084	19.053	5:22.627	6:34.384	267	
3	22.733	27.258	17.894	26.407	1:34.292	283	8	32.790	29.269	18.989	27.771	1:48.819 P		
4	23.592	28.255	18.253	26.668	1:36.768	286	9	23.778	<u>28.476</u>	18.695	28.035	1:38.984	273	
5	22.877	27.293	18.069	26.513	1:34.752	281	10	23.420	28.518	19.060	27.828	1:38.826	269	
6	26.789	29.300	<u>17.889</u>	7:50.269	9:04.247	281	11	23.345	29.206	19.064	27.663	1:39.278	270	
7	28.316	27.885	18.509	26.754	1:41.464 P		12	23.580	28.724	<u>18.617</u>	27.688	<u>1:38.609</u>	272	
8	22.785	27.181	17.950	26.454	1:34.370	281	13	23.588	28.566	19.512	28.665	1:40.331	274	
9	22.798	27.760	18.711	27.001	1:36.270	284	14	23.335	28.782	19.014	28.055	1:39.186	272	

Chief Timekeeper - Scott Lang

Race Director - Tom Williams



SW-MOTECH SUPERBIKE
Free Practice 2

Date: **21/02/25**
Event: **P06**
Weather: **Sunny - Temp: 21.6C**
Track: **Dry - Temp: 32.1C**

Started at: **14:10:01**
Laps: **30 Min**
Starters: **25**
Posted at: **2:47 PM**

PROVISIONAL SECTOR TIMES

Lap	Sector 1	Sector 2	Sector 3	Sector 4	Lap Time	Spd	Lap	Sector 1	Sector 2	Sector 3	Sector 4	Lap Time	Spd
15	23.546	28.584	19.167	28.525	1:39.822	270	13	22.638	27.225	18.094	26.525	1:34.482	290
							14	22.778	27.515	18.095	26.674	1:35.062	288
							15	23.686	30.856	18.673	27.004	1:40.219	289
61 Arthur SISSIS (SA) (13th)													
1	28.443	29.047	18.825	27.748	1:44.063 P								
2	22.930	27.418	18.141	26.625	1:35.114	285	70 Mohamad AIZUDDIN (VIC) (22th)						
3	22.755	27.369	18.018	26.722	1:34.864	286	1	28.186	28.259	19.139	27.093	1:42.677 P	
4	22.757	27.567	18.156	26.989	1:35.469	285	2	23.599	42.393	18.934	27.542	1:52.468	280
5	23.436	28.658	20.940	5:43.746	6:56.780	282	3	23.673	28.187	18.868	27.094	1:37.822	276
6	31.821	40.786	27.955	8:32.829	10:13.391 P								
7	30.367	30.322	26.627	28.264	1:55.580 P	71 Tom EDWARDS (NSW) (9th)							
8	23.297	27.987	18.498	27.432	1:37.214	284	1	27.332	29.141	19.268	27.224	1:42.965 P	
							2	22.851	27.549	17.949	26.598	1:34.947	286
							3	23.031	27.966	18.584	27.060	1:36.641	288
64 Michael KEMP (SA) (24th)													
1	29.624	29.364	19.564	28.103	1:46.655 P								
2	24.231	28.578	19.351	27.840	1:40.000	275	4	22.636	27.462	18.071	26.486	1:34.655	286
3	24.069	28.691	19.291	28.007	1:40.058	278	5	22.586	27.754	18.244	26.525	1:35.109	286
4	24.332	29.859	19.303	28.766	1:42.260	275	6	23.153	27.997	18.410	7:45.580	8:55.140	283
5	24.114	28.814	19.565	28.158	1:40.651	278	7	28.805	28.978	18.768	26.719	1:43.270 P	
6	24.580	28.961	19.566	28.580	1:41.687	273	8	22.518	27.512	17.972	26.343	1:34.345	283
7	24.680	29.381	19.804	6:16.765	7:30.630	268	9	22.359	27.427	17.919	26.282	1:33.987	284
8	34.168	29.131	19.444	28.208	1:50.951 P		10	22.402	27.453	17.931	26.286	1:34.072	283
9	24.142	29.005	19.514	28.117	1:40.778	273	11	22.396	27.536	18.106	26.368	1:34.406	284
10	24.015	29.184	19.552	28.155	1:40.906	274	12	22.461	27.354	17.904	26.229	1:33.948	283
11	24.369	29.286	19.373	28.579	1:41.607	273	13	22.452	27.313	18.180	26.332	1:34.277	283
12	24.428	29.076	19.618	2:57.312	4:10.434	270	14	22.387	27.224	18.094	26.356	1:34.061	286
13	33.544	29.614	19.767	28.710	1:51.635 P	77 Adam SENIOR (WA) (20th)							
							1	28.804	29.521	18.895	27.291	1:44.511 P	
							2	23.546	28.281	18.392	27.290	1:37.509	281
65 Cru HALLIDAY (NSW) (12th)													
1	28.642	32.484	19.377	27.787	1:48.290 P								
2	23.390	34.265	19.232	27.357	1:44.244	290	3	23.781	28.640	18.576	27.463	1:38.460	274
3	23.241	27.781	18.392	26.865	1:36.279	290	4	23.487	28.463	18.516	27.217	1:37.683	278
4	23.011	27.680	18.238	26.931	1:35.860	292	5	23.604	29.099	18.856	8:48.030	9:59.589	277
5	23.013	27.499	18.197	26.673	1:35.382	291	6	37.233	29.830	18.744	27.150	1:52.957 P	
6	22.850	27.644	18.283	27.342	1:36.119	291	7	24.954	28.583	18.696	27.111	1:39.344	271
7	23.260	31.759	25.315	6:00.325	7:20.659	290	8	23.455	28.254	18.436	27.132	1:37.277	274
8	30.672	33.694	19.218	27.815	1:51.399 P	82 Ryan YANKO (QLD) (15th)							
9	23.121	33.067	20.222	28.724	1:45.134	289	1	26.625	28.846	18.281	26.666	1:40.418 P	
10	23.732	28.824	18.949	27.352	1:38.857	290	2	22.987	27.529	18.171	26.628	1:35.315	286
11	22.981	27.606	18.496	27.202	1:36.285	290	3	22.859	27.588	18.298	26.663	1:35.408	283
12	22.928	27.217	18.240	26.601	1:34.986	290	4	23.039	27.670	18.113	26.673	1:35.495	283

Chief Timekeeper - Scott Lang

Race Director - Tom Williams



SW-MOTECH SUPERBIKE

Free Practice 2

Date: 21/02/25
Event: P06
Weather: Sunny - Temp: 21.6C
Track: Dry - Temp: 32.1C

Started at: 14:10:01
Laps: 30 Min
Starters: 25
Posted at: 2:47 PM

PROVISIONAL SECTOR TIMES

Lap	Sector 1	Sector 2	Sector 3	Sector 4	Lap Time	Spd	Lap	Sector 1	Sector 2	Sector 3	Sector 4	Lap Time	Spd
5	22.849	27.647	18.363	27.043	1:35.902	282	2	26.591	31.074	20.514	29.731	1:47.910	235
6	22.971	27.743	18.271	26.747	1:35.732	282	3	26.682	30.619	20.334	28.888	1:46.523	237
7	23.012	27.739	18.212	26.719	1:35.682	279	4	25.729	30.562	20.168	28.757	1:45.216	245
8	23.345	27.621	18.146	26.761	1:35.873	278	5	25.680	30.713	20.221	28.691	1:45.305	248
9	22.886	27.523	18.303	26.838	1:35.550	278	6	25.782	30.080	20.256	31.782	1:47.900	241
10	23.026	27.575	18.305	26.856	1:35.762	278	7	27.157	30.820	20.213	28.845	1:47.035	228
11	23.374	34.747	19.467	5:32.707	6:50.295	281	8	26.137	30.307	19.998	29.115	1:45.557	238
12	28.528	28.456	18.338	26.663	1:41.985 P		9	25.767	30.502	20.593	29.164	1:46.026	249
13	23.120	27.760	18.285	26.815	1:35.980	281	10	25.887	30.436	19.928	28.854	1:45.105	241
14	22.756	27.559	18.142	26.898	1:35.355	279	11	28.096	30.506	20.253	28.758	1:47.613	240
15	22.771	27.464	18.148	26.787	1:35.170	279	12	25.999	29.908	20.028	28.815	1:44.750	232
							13	26.160	30.592	20.053	28.720	1:45.525	243

92 Kota HIGUCHI (JAP) (21th)


1	30.539	29.418	19.044	27.698	1:46.699 P	
2	24.118	28.622	18.677	27.912	1:39.329	277
3	23.961	28.612	18.727	27.399	1:38.699	271
4	23.663	28.456	18.872	27.525	1:38.516	278
5	23.512	28.385	18.680	27.581	1:38.158	278
6	24.039	29.290	19.576	9:05.660	10:18.565	277
7	34.676	31.988	19.720	28.032	1:54.416 P	
8	23.958	28.739	18.728	27.662	1:39.087	277
9	23.479	28.106	18.614	27.435	1:37.634	281
10	23.442	28.303	18.937	27.585	1:38.267	279
11	23.606	28.401	18.762	27.386	1:38.155	277
12	23.633	28.415	18.841	27.983	1:38.872	276
13	23.604	28.601	18.945	27.617	1:38.767	275

308 John LYTRAS (QLD) (11th)

1	27.216	27.716	18.203	26.386	1:39.521 P	
2	22.655	27.164	17.989	26.649	1:34.457	283
3	22.751	27.358	17.967	26.224	1:34.300	279
4	22.522	27.304	17.996	27.059	1:34.881	281
5	22.754	36.370	18.911	3:37.198	4:55.233	275
6	37.735	28.564	18.811	26.718	1:51.828 P	
7	23.141	34.634	18.469	5:18.910	6:35.154	278
8	31.209	30.048	18.253	26.416	1:45.926 P	
9	22.867	27.158	18.116	26.376	1:34.517	278
10	25.282	37.976	18.995	1:38.124	3:00.377	272
11	30.097	26.982	17.840	27.421	1:42.340 P	
12	23.570	31.111	18.684	26.770	1:40.135	272
13	23.047	27.599	18.498	29.531	1:38.675	280

94 Mitchell CARR (WA) (25th)

1	29.453	32.044	20.873	29.718	1:52.088 P
---	--------	--------	--------	--------	------------



Chief Timekeeper - Scott Lang



Race Director - Tom Williams



SW-MOTECH SUPERBIKE
Free Practice 2

Date: 21/02/25
Event: P06
Weather: Sunny - Temp: 21.6C
Track: Dry - Temp: 32.1C


Started at: 14:10:01
Laps: 30 Min
Starters: 25
Posted at: 2:47 PM

PROVISIONAL FASTEST LAPS SEQUENCE

Race Time	No	Name	Machine	Fastest Lap	On Lap
1:50.421	46	Mike JONES (QLD)	Yamaha YZF-R1	1:39.627	1
1:50.837	308	John LYTRAS (QLD)	Yamaha YZF-R1	1:39.521	1
2:16.630	20	Jonathan NAHLOUS (NSW)	Yamaha YZF-R1	1:39.247	1
3:24.003	46	Mike JONES (QLD)	Yamaha YZF-R1	1:33.582	2
3:25.571	27	Max STAUFFER (NSW)	Yamaha YZF-R1	1:33.532	2
3:26.338	3	Cameron DUNKER (NSW)	Yamaha YZF-R1	1:33.475	2
3:37.490	13	Anthony WEST (QLD)	Yamaha YZF-R1	1:32.141	2
9:42.968	1	Josh WATERS (VIC)	Ducati V4R	1:31.968	5
17:57.034	13	Anthony WEST (QLD)	Yamaha YZF-R1	1:31.888	8



Chief Timekeeper - Scott Lang



Race Director - Tom Williams



SW-MOTECH SUPERBIKE
Free Practice 2

Date: **21/02/25**
Event: **P06**
Weather: **Sunny - Temp: 21.6C**
Track: **Dry - Temp: 32.1C**


Started at: **14:10:01**
Laps: **30 Min**
Starters: **25**
Posted at: **2:47 PM**

PROVISIONAL BEST SECTOR TIMES

Pos	Sector 1		Sector 2		Sector 3		Sector 4		Lap			
	Name	Time	Name	Time	Name	Time	Name	Time	Name	Ideal	Fastest	Diff
1	J. WATERS	22.007	A. WEST	26.483	A. WEST	17.422	A. WEST	25.636	A. WEST	1:31.668	1:31.888	.220
2	A. WEST	22.127	J. WATERS	26.608	J. WATERS	17.600	J. WATERS	25.660	J. WATERS	1:31.875	1:31.968	.093
3	G. ALLERTON	22.185	M. JONES	26.747	M. JONES	17.643	C. DUNKER	26.060	M. JONES	1:32.690	1:32.847	.157
4	M. JONES	22.222	J. NAHLOUS	26.785	C. DUNKER	17.668	M. JONES	26.078	G. ALLERTON	1:32.774	1:33.006	.232
5	C. DUNKER	22.230	B. PEARSON	26.797	G. ALLERTON	17.673	G. ALLERTON	26.118	C. DUNKER	1:32.806	1:33.015	.209
6	J. NAHLOUS	22.342	G. ALLERTON	26.798	J. NAHLOUS	17.757	M. STAUFFER	26.131	J. NAHLOUS	1:33.060	1:33.312	.252
7	T. EDWARDS	22.359	C. DUNKER	26.848	J. LYTRAS	17.840	J. NAHLOUS	26.176	M. STAUFFER	1:33.458	1:33.532	.074
8	B. PEARSON	22.417	M. STAUFFER	26.901	J. FAVELLE	17.889	J. LYTRAS	26.224	B. PEARSON	1:33.559	1:33.663	.104
9	M. STAUFFER	22.477	J. LYTRAS	26.982	T. EDWARDS	17.904	T. EDWARDS	26.229	J. LYTRAS	1:33.568	1:34.300	.732
10	J. LYTRAS	22.522	J. FAVELLE	27.048	M. STAUFFER	17.949	B. PEARSON	26.329	T. EDWARDS	1:33.716	1:33.948	.232
11	J. FAVELLE	22.580	C. HALLIDAY	27.217	B. PEARSON	18.016	J. FAVELLE	26.350	J. FAVELLE	1:33.867	1:34.185	.318
12	M. WALTERS	22.602	T. EDWARDS	27.224	A. SISSIS	18.018	J. SODERLAN	26.524	C. HALLIDAY	1:34.474	1:34.482	.008
13	C. HALLIDAY	22.638	A. SISSIS	27.369	M. WALTERS	18.082	C. HALLIDAY	26.525	M. WALTERS	1:34.758	1:34.914	.156
14	T. TOPARIS	22.698	R. YANKO	27.464	C. HALLIDAY	18.094	M. WALTERS	26.603	A. SISSIS	1:34.767	1:34.864	.097
15	A. SISSIS	22.755	M. WALTERS	27.471	R. YANKO	18.113	A. SISSIS	26.625	R. YANKO	1:34.961	1:35.170	.209
16	R. YANKO	22.756	T. TOPARIS	27.489	T. TOPARIS	18.251	R. YANKO	26.628	T. TOPARIS	1:35.183	1:35.500	.317
17	J. SODERLAN	23.033	J. SODERLAN	27.592	A. SENIOR	18.392	T. TOPARIS	26.745	J. SODERLAND	1:35.721	1:36.305	.584
18	C. HOLDING	23.051	C. HOLDING	27.729	C. HOLDING	18.520	N. MAHON	27.017	C. HOLDING	1:36.539	1:36.841	.302
19	N. MAHON	23.062	N. MAHON	27.958	N. MAHON	18.564	M. AIZUDDIN	27.094	N. MAHON	1:36.601	1:36.756	.155
20	P. LINKENBA	23.321	K. HIGUCHI	28.106	J. SODERLAN	18.572	A. SENIOR	27.111	A. SENIOR	1:37.212	1:37.277	.065
21	K. HIGUCHI	23.442	M. AIZUDDIN	28.187	K. HIGUCHI	18.614	C. HOLDING	27.239	K. HIGUCHI	1:37.548	1:37.634	.086
22	A. SENIOR	23.455	A. SENIOR	28.254	P. LINKENBA	18.617	K. HIGUCHI	27.386	M. AIZUDDIN	1:37.748	1:37.822	.074
23	M. AIZUDDIN	23.599	P. LINKENBA	28.476	M. AIZUDDIN	18.868	P. LINKENBA	27.593	P. LINKENBAG	1:38.007	1:38.609	.602
24	M. KEMP	24.015	M. KEMP	28.578	M. KEMP	19.291	M. KEMP	27.840	M. KEMP	1:39.724	1:40.000	.276
25	M. CARR	25.680	M. CARR	29.908	M. CARR	19.928	M. CARR	28.691	M. CARR	1:44.207	1:44.750	.543



Chief Timekeeper - Scott Lang



Race Director - Tom Williams




SW-MOTECH SUPERBIKE
Combined Practices
PROVISIONAL MERGED CLASSIFICATION


Date: 21/02/25

Posted at: 2:47 PM

Pos	No	Name	Machine	Event P03	Event P06	Fastest Lap
1	13	Anthony WEST (QLD) / Addicted to Track	Yamaha YZF-R1	1:31.404	1:31.888	1:31.404
2	1	Josh WATERS (VIC) / McMartin Racing	Ducati V4R	1:31.451	1:31.968	1:31.451
3	46	Mike JONES (QLD) / Yamaha Racing Team / Shop Yamaha / Yamalube / Pirelli	Yamaha YZF-R1	1:32.634	1:32.847	1:32.634
4	14	Glenn ALLERTON (NSW) / Superbike Advocates Racing	Ducati V4R	1:33.305	1:33.006	1:33.006
5	3	Cameron DUNKER (NSW) / MotoGo Yamaha Race Team / GYTR / YRD / Alpinestars / KYT Helmets / Yamaha	Yamaha YZF-R1	1:33.709	1:33.015	1:33.015
6	20	Jonathan NAHLOUS (NSW) / Complete AV / Alpinestars / Yamaha YRD / Anderson Stands / Shark Helmets	Yamaha YZF-R1	1:33.919	1:33.312	1:33.312
7	27	Max STAUFFER (NSW) / Yamaha Racing Team / Shop Yamaha / Yamalube / Pirelli	Yamaha YZF-R1	1:33.658	1:33.532	1:33.532
8	71	Tom EDWARDS (NSW) / Motoschool Racing School / Yamaha / GoPro / Monster	Yamaha YZF-R1	1:33.635	1:33.948	1:33.635
9	11	Broc PEARSON (QLD) / DesmoSport Ducati	Ducati V4R	1:33.676	1:33.663	1:33.663
10	308	John LYTRAS (QLD) / Caboolture Yamaha / Ricondi / Race & Road	Yamaha YZF-R1	1:33.789	1:34.300	1:33.789
11	33	Jack FAVELLE (NSW) / Addicted to Track / Favelle Enterprises / Kabuto Helmets / Fusport Boots	Yamaha YZF-R1	1:34.381	1:34.185	1:34.185
12	65	Cru HALLIDAY (NSW) / Stop & Seal Racing	Yamaha YZF-R1	1:34.821	1:34.482	1:34.482
13	12	Matt WALTERS (NSW) / Newcastle Hino	Aprilia RSV4	1:34.688	1:34.914	1:34.688
14	61	Arthur SISSIS (SA) / Stop & Seal Racing / Shoei / Alpinestars	Yamaha YZF-R1	1:34.737	1:34.864	1:34.737
15	82	Ryan YANKO (QLD) / Addicted To Track	Yamaha YZF-R1	1:36.869	1:35.170	1:35.170
16	7	Tom TOPARIS (NSW) / Stop & Seal Racing / KYT / Leda / Koda / Ganter Group	Yamaha YZF-R1	1:36.191	1:35.500	1:35.500
17	28	Josh SODERLAND (NSW) / Gowanloch M-cycles / Smash Media / Papa Macros / 4SR / Pirelli	Yamaha YZF-R1	1:36.859	1:36.305	1:36.305
18	10	Noel MAHON (VIC) / IRT M-sports / SE Suspensions / YRD / Race & Road / RS Pipe & Civil	Yamaha YZF-R1	1:37.231	1:36.756	1:36.756
19	8	Charles HOLDING (SA) / MotoJet Garage / The Grinning Dingo	Yamaha YZF-R1	1:37.499	1:36.841	1:36.841
20	70	Mohamad AIZUDDIN (VIC) / Portbike Racing / Hype Motorsport / CCAU	BMW M RR	1:37.022	1:37.822	1:37.022
21	77	Adam SENIOR (WA) / Senior Engineering / Pirelli / Cullys Yamaha / MarinePro West / Silkolene	Yamaha YZF-R1	1:37.155	1:37.277	1:37.155
22	92	Kota HIGUCHI (JAP) / H.L.O. Racing	Suzuki GSXR	1:37.668	1:37.634	1:37.634
23	60	Paul LINKENBAGH (NSW) / Tyrepower Smash Brand Group / 4SR Australia	Yamaha YZF-R1	1:38.321	1:38.609	1:38.321
24	64	Michael KEMP (SA) / SA Pool and Spa Services / Lee's Spot on M-cycles / SM Fabrications	Yamaha YZF-R1	1:41.138	1:40.000	1:40.000
25	94	Mitchell CARR (WA) / Campbell Road Automotive & M-cycles	Honda CBR RR	1:46.330	1:44.750	1:44.750



Chief Timekeeper - Scott Lang



Race Director - Tom Williams



SW-MOTECH SUPERBIKE


Free Practice 2

Date: 21/02/25
Event: P06
Weather: Sunny - Temp: 21.6C
Track: Dry - Temp: 32.1C

Started at: 14:10:01
Laps: 30 Min
Starters: 25
Posted at: 2:47 PM

PROVISIONAL RACE INFORMATION

Time	Description
14:10:01	Event Start
14:40:14	Chequered Flag
14:44:00	Event Finish


.....
Chief Timekeeper - Scott Lang


.....
Race Director - Tom Williams

