


**RACE & ROAD SUPERSPORT 300**
**Qualifying**

Date: **21/02/25**  
Event: **Q01**  
Weather: **Sunny - Temp: 21.8C**  
Track: **Dry - Temp: 29.4C**


Started at: **13:10:04**  
Laps: **20 Min**  
Starters: **41**  
Posted at: **1:38 PM**

**PROVISIONAL CLASSIFICATION**

Pos	No	Name	Machine	Fastest Lap	On Lap	Behind Leader	Behind Prev	Top Speed
1	68	Ryan LARKIN (VIC) / Drysdales Chaff / Scrivens Honda	Yamaha YZF-R3	1:49.137	9 of 11			195
2	95	Tara MORRISON (SA) / Fearless M-c / Alpinestars / Active Tree Serv. / Nightmare Designs / Morgans Cranes	Kawasaki Ninja	1:49.203	9 of 11	.066	.066	195
3	41	Hudson THOMPSON (NSW) / I & K Excavations / MotoStars / 4SR / RS&C	Yamaha YZF-R3	1:49.236	6 of 11	.099	.033	191
4	33	Jordy SIMPSON (SA) / YRD / Yamaha Aust. / Simpson Crash / Simpson Signs	Yamaha YZF-R3	1:49.360	3 of 11	.223	.124	194
5	7	Oliver SHORT (VIC) / Highside / 1Self / FUSport / Handcrafted Homes / Racelines / PROrace	Kawasaki Ninja	1:49.737	3 of 5	.600	.377	196
6	67	Tom NICOLSON (VIC) / LS2 Helmets / Calder Auto Electrics / Ord's M-cycles Ararat / Tint NV	Kawasaki Ninja	1:49.750	11 of 11	.613	.013	195
7	39	Scott NICHOLSON (VIC) / Traction Control M-sport / G. Williams M-cycle Eng. / RST Moto / KYT / Michelin	Kawasaki Ninja	1:49.769	3 of 11	.632	.019	193
8	59	Sam DRANE (NSW) / Estenson Racing	Yamaha YZF-R3	1:49.955	10 of 11	.818	.186	194
9	66	Mitch SIMPSON (SA) / YRD / Yamaha Aust. / Simpson Crash / Simpson Signs	Yamaha YZF-R3	1:49.987	3 of 9	.850	.032	193
10	55	Jake PAIGE (QLD) / Champions Ride Days / Dunlop / Kawasaki	Kawasaki Ninja	1:50.220	11 of 11	1.083	.233	194
11	22	Jai RUSSO (NSW) / Russo Performance / FUSport	Yamaha YZF-R3	1:50.256	11 of 11	1.119	.036	195
12	31	Toby JAMES (VIC) / Ricondi / Race & Road	Yamaha YZF-R3	1:50.374	6 of 11	1.237	.118	194
13	42	Riley NAUTA (QLD) / Champion's Ride Days / Dunlop / Kawasaki	Kawasaki Ninja	1:50.390	5 of 10	1.253	.016	199
14	56	Oscar LEWIS (NSW) / MotoSchool Race Team	Yamaha YZF-R3	1:50.755	6 of 11	1.618	.365	188
15	48	Valentino KNEZOVIC (NSW) / Motocity / Excite / Billetta Imports	Yamaha YZF-R3	1:50.774	10 of 10	1.637	.019	191
16	60	David COWARD (TAS) / LRG / Webb Racing / Bridgestone / Spectrum / Mustard	Kawasaki Ninja	1:51.246	5 of 10	2.109	.472	194
17	5	Jake SENIOR (VIC) / Boltions / JLB Construction / Luxe Hair Lab / Boyers	Yamaha YZF-R3	1:51.325	8 of 10	2.188	.079	194
18	32	Mitchel CARRICK (VIC) / Grinning Dingo / Shoei Helmets / Race & Road / RBT Suppliers / Axle Armor	Kawasaki Ninja	1:51.413	2 of 2	2.276	.088	196
19	11	Nikolas LAZOS (VIC) / Stop & Seal Racing / Macbuild / Clean to You / City MX / Karora.au	Yamaha YZF-R3	1:51.572	7 of 11	2.435	.159	189
20	128	Tyler KING (VIC)	Kawasaki Ninja	1:51.660	9 of 11	2.523	.088	197
21	222	Lincoln KNIGHT (NSW) / Astina / Knights Fencing / Ricondi Race & Road / Penrite Oil / Excite M-sports	Yamaha YZF-R3	1:51.979	9 of 11	2.842	.319	186
22	34	Seth DELLOW (SA) / Team BWR / Murrundi Ferry Services	Yamaha YZF-R3	1:52.006	4 of 10	2.869	.027	185
23	61	Rossi McADAM (WA) / Ma17tin Coaching / Premier Service Aust. / 61 Club / TJI Solutions / EAC Systems	Yamaha YZF-R3	1:52.334	10 of 10	3.197	.328	186
24	37	Alexander CODEY (NSW) / Spartan Creative / Impact Smash Repairs / Bridgestone / Whites Racing Products	Yamaha YZF-R3	1:52.522	10 of 10	3.385	.188	189
25	43	John PELGRAVE (QLD) / Marty's Moto Repairs / Fauna Solutions / MDG Bike / A&P Electrical	Yamaha YZF-R3	1:52.544	3 of 10	3.407	.022	194
26	99	Nixon FROST (VIC)	Yamaha YZF-R3	1:52.712	1 of 1	3.575	.168	188
27	23	Matthew RITTER (VIC) / GC Racing	Yamaha YZF-R3	1:52.915	4 of 11	3.778	.203	188



Chief Timekeeper - Scott Lang



Race Director - Tom Williams



**RACE & ROAD SUPERSPORT 300**
**Qualifying**

 Date: 21/02/25  
 Event: Q01  
 Weather: Sunny - Temp: 21.8C  
 Track: Dry - Temp: 29.4C


 Started at: 13:10:04  
 Laps: 20 Min  
 Starters: 41  
 Posted at: 1:38 PM

**PROVISIONAL CLASSIFICATION**

Pos	No	Name	Machine	Fastest Lap	On Lap	Behind Leader	Behind Prev	Top Speed
28	323	Flynn JACOBS (SA) / Enzed Adelaide	Yamaha YZF-R3	1:53.179	9 of 10	4.042	.264	183
29	46	William HUNT (NSW) / Project 46 / Knight Designs / AT1 Pro Race Suits / Picture Me Rollin / Loadlink	Yamaha YZF-R3	1:53.502	3 of 5	4.365	.323	183
30	63	Mitchell CARTWRIGHT (NSW) / Motocity / Complete AV / FSport / Tactical Recovery / AGV / Ricondi	Yamaha YZF-R3	1:53.650	5 of 10	4.513	.148	186
31	71	Hudson AIR (SA) / Butterfields Services (Aust) Pty Ltd	Yamaha YZF-R3	1:54.023	10 of 10	4.886	.373	187
32	83	Alvin WU (QLD) / Addicted to Track	Yamaha YZF-R3	1:54.123	5 of 10	4.986	.100	182
33	28	Zane BECKINSALE (NSW) / MotoSchool	Yamaha YZF-R3	1:54.453	3 of 10	5.316	.330	183
34	4	Ethan DELLOW (SA) / Team BWR / Murrundi Ferry Services	Yamaha YZF-R3	1:54.644	7 of 9	5.507	.191	178
35	85	Phoenix O'BRIEN (VIC) / MotoGo Yamaha Race Team	Yamaha YZF-R3	1:55.185	7 of 10	6.048	.541	186
36	18	Elijah ANDREW (NSW) / MotoSchool	Yamaha YZF-R3	1:55.355	4 of 10	6.218	.170	186
37	78	Josh UNDERWOOD (VIC) / Metcher Motorsport / Trevs TT Tours	Yamaha YZF-R3	1:55.620	5 of 8	6.483	.265	180
38	98	Tianhao ZHAO (VIC) / Moto Ridenow /GB Racing / SBS	Yamaha YZF-R3	1:55.643	6 of 10	6.506	.023	183
39	84	Zachary RUSSO (NSW) / Secure Building Solutions	Yamaha YZF-R3	1:56.259	4 of 10	7.122	.616	181
40	36	Caiden BUNWORTH (VIC) / Core24 Health & Fitness	Kawasaki Ninja	1:56.304	4 of 6	7.167	.045	180
41	6	Scott McINTOSH (VIC) / Sleekline Installations	Yamaha YZF-R3	2:00.477	9 of 10	11.340	4.173	171

\*\*\* ALL RIDERS QUALIFY \*\*\*

The results are provisional until the expiration of the time limit for protests and appeals.



Chief Timekeeper - Scott Lang



Race Director - Tom Williams



**RACE & ROAD SUPERSPORT 300**  
**Qualifying**

 Date: **21/02/25**  
 Event: **Q01**  
 Weather: **Sunny - Temp: 21.8C**  
 Track: **Dry - Temp: 29.4C**


 Started at: **13:10:04**  
 Laps: **20 Min**  
 Starters: **41**  
 Posted at: **1:38 PM**
**PROVISIONAL LAP TIMES**

No	Name	Lap 1	Lap 2	Lap 3	Lap 4	Lap 5	Lap 6	Lap 7	Lap 8	Lap 9	Lap 10	Lap 11
4	Ethan DELLOW (SA)	2:02.961	1:57.444	1:56.446	1:55.723	1:56.486	1:56.127	<b>1:54.644</b>	1:55.337	1:55.814		
5	Jake SENIOR (VIC)	1:51.867	1:53.765	1:52.157	1:51.627	1:52.651	2:33.828	1:52.449	<b>1:51.325</b>	1:52.217	1:51.986	
6	Scott McINTOSH (VIC)	2:04.879	2:04.480	2:04.565	2:03.926	2:03.345	2:03.006	2:03.130	2:03.058	<b>2:00.477</b>	2:00.897	
7	Oliver SHORT (VIC)	1:51.797	1:49.753	<b>1:49.737</b>	1:52.417	1:51.600						
11	Nikolas LAZOS (VIC)	1:53.283	1:51.649	1:53.958	1:51.906	1:52.676	1:52.530	<b>1:51.572</b>	1:52.099	1:52.089	1:52.347	1:53.495
18	Elijah ANDREW (NSW)	1:57.862	1:57.373	1:55.496	<b>1:55.355</b>	1:57.572	1:56.793	1:57.248	1:56.412	1:55.765	1:57.382	
22	Jai RUSSO (NSW)	1:51.718	1:57.168	1:54.847	1:51.747	1:50.505	1:59.750	1:51.069	1:55.616	1:50.718	1:54.707	<b>1:50.256</b>
23	Matthew RITTER (VIC)	1:55.825	1:54.267	1:53.529	<b>1:52.915</b>	1:53.589	1:54.439	1:53.805	1:55.163	1:54.790	1:53.556	1:54.078
28	Zane BECKINSALE (NSW)	1:56.135	1:55.334	<b>1:54.453</b>	1:55.143	1:55.544	1:56.298	1:57.534	1:56.352	1:56.562	1:56.212	
31	Toby JAMES (VIC)	1:54.160	1:52.703	1:51.505	1:52.639	1:52.026	<b>1:50.374</b>	1:53.378	1:51.922	1:52.622	1:52.137	1:51.570
32	Mitchel CARRICK (VIC)	1:53.118	<b>1:51.413</b>									
33	Jordy SIMPSON (SA)	1:52.034	1:50.166	<b>1:49.360</b>	1:52.596	1:52.638	1:50.468	1:56.826	1:51.426	1:50.196	1:50.051	1:52.023
34	Seth DELLOW (SA)	1:52.882	1:52.601	1:52.263	<b>1:52.006</b>	1:52.383	2:38.066	1:54.497	1:52.833	1:52.367	1:57.251	
36	Caiden BUNWORTH (VIC)	1:58.260	1:58.030	1:58.030	<b>1:56.304</b>	2:01.223	1:58.196					
37	Alexander CODEY (NSW)	1:54.396	1:54.453	1:54.419	1:53.648	1:53.320	3:20.979	1:59.279	1:54.746	1:52.550	<b>1:52.522</b>	
39	Scott NICHOLSON (VIC)	1:50.796	1:50.986	<b>1:49.769</b>	1:52.395	1:51.283	1:51.710	1:53.498	1:50.479	1:50.306	1:49.854	1:50.426
41	Hudson THOMPSON (NSW)	1:51.608	1:52.119	1:50.690	1:50.880	1:50.351	<b>1:49.236</b>	1:53.228	1:50.676	1:49.946	1:49.988	1:50.319
42	Riley NAUTA (QLD)	1:51.216	1:54.876	1:57.317	1:50.495	<b>1:50.390</b>	1:58.828	3:23.785	1:59.710	1:52.601	1:52.963	
43	John PELGRAVE (QLD)	1:53.633	1:52.677	<b>1:52.544</b>	1:53.655	1:53.883	1:54.662	2:51.711	2:04.430	1:54.989	1:54.403	
46	William HUNT (NSW)	1:56.457	2:02.312	<b>1:53.502</b>	2:02.900	1:54.815						
48	Valentino KNEZOVIC (NSW)	1:55.246	1:51.690	1:52.396	1:51.932	1:52.921	2:55.750	2:16.138	2:01.863	1:51.822	<b>1:50.774</b>	
55	Jake PAIGE (QLD)	1:54.288	1:53.134	1:53.163	1:50.975	1:51.766	1:51.972	1:50.819	1:52.050	1:51.047	1:52.001	<b>1:50.220</b>
56	Oscar LEWIS (NSW)	1:53.320	1:52.573	1:51.927	1:52.576	1:52.508	<b>1:50.755</b>	1:53.036	1:51.510	1:52.838	1:50.809	1:51.844
59	Sam DRANE (NSW)	1:53.448	1:50.794	1:50.567	1:50.153	1:50.478	1:54.759	1:50.541	1:50.302	1:50.337	<b>1:49.955</b>	1:50.335
60	David COWARD (TAS)	1:57.881	1:51.988	1:53.618	1:51.483	<b>1:51.246</b>	3:41.891	2:01.493	1:53.818	1:53.982	1:52.808	
61	Rossi McADAM (WA)	1:55.342	1:55.177	1:53.690	1:54.338	1:53.068	1:53.452	1:52.989	1:52.994	1:52.604	<b>1:52.334</b>	
63	Mitchell CARTWRIGHT (NSW)	1:59.436	1:56.565	1:54.982	1:54.842	<b>1:53.650</b>	1:53.966	1:53.817	1:54.136	1:54.378	1:54.438	
66	Mitch SIMPSON (SA)	1:51.887	1:50.262	<b>1:49.987</b>	1:51.839	1:51.331	1:51.616	1:53.609	1:53.558	1:51.428		
67	Tom NICOLSON (VIC)	1:53.262	1:51.498	1:51.499	1:53.017	1:52.818	1:50.090	1:53.733	1:51.357	1:51.365	1:49.813	<b>1:49.750</b>
68	Ryan LARKIN (VIC)	1:50.919	1:51.318	1:51.340	1:50.431	1:51.705	1:50.123	1:54.759	1:50.494	<b>1:49.137</b>	1:51.822	1:53.214
71	Hudson AIR (SA)	1:56.948	1:56.126	1:55.396	2:06.738	1:56.412	1:54.945	1:54.832	1:54.254	1:54.032	<b>1:54.023</b>	
78	Josh UNDERWOOD (VIC)	1:57.403	1:55.835	2:04.183	1:55.789	<b>1:55.620</b>	1:56.992	1:56.210	1:56.656			
83	Alvin WU (QLD)	1:59.734	1:55.725	1:55.285	1:55.170	<b>1:54.123</b>	1:54.730	1:56.225	1:56.480	1:56.396	1:56.218	
84	Zachary RUSSO (NSW)	1:57.651	1:57.352	1:58.601	<b>1:56.259</b>	1:57.236	1:57.836	1:57.021	1:57.101	1:57.149	1:58.327	
85	Phoenix O'BRIEN (VIC)	1:56.430	1:56.067	1:56.896	1:57.282	1:55.909	1:56.862	<b>1:55.185</b>	1:55.555	1:55.579	1:56.147	
95	Tara MORRISON (SA)	1:51.992	1:50.555	1:49.353	1:52.330	1:51.269	1:57.670	1:49.527	1:49.440	<b>1:49.203</b>	1:50.006	1:53.243
98	Tianhao ZHAO (VIC)	1:56.497	1:56.605	1:56.248	1:56.246	1:56.819	<b>1:55.643</b>	1:55.748	1:56.216	1:56.409	1:56.160	
99	Nixon FROST (VIC)	<b>1:52.712</b>										
128	Tyler KING (VIC)	1:56.178	1:55.112	1:54.197	1:52.187	1:51.925	1:52.263	1:53.126	1:52.783	<b>1:51.660</b>	1:52.169	1:53.501
222	Lincoln KNIGHT (NSW)	1:56.250	1:53.631	1:54.734	1:53.172	1:53.121	1:53.281	1:52.409	1:52.056	<b>1:51.979</b>	1:52.145	1:52.113
323	Flynn JACOBS (SA)	1:54.387	1:54.522	1:54.567	1:55.068	1:55.005	1:55.081	1:54.374	1:54.082	<b>1:53.179</b>	1:53.886	

\*\*\* ALL RIDERS QUALIFY \*\*\*

The results are provisional until the expiration of the time limit for protests and appeals.


 Chief Timekeeper - Scott Lang


 Race Director - Tom Williams


**RACE & ROAD SUPERSPORT 300**  
**Qualifying**

Date: 21/02/25  
Event: Q01  
Weather: Sunny - Temp: 21.8C  
Track: Dry - Temp: 29.4C

Started at: 13:10:04  
Laps: 20 Min  
Starters: 41  
Posted at: 1:38 PM

**PROVISIONAL SECTOR TIMES**

Lap	Sector 1	Sector 2	Sector 3	Sector 4	Lap Time	Spd	Lap	Sector 1	Sector 2	Sector 3	Sector 4	Lap Time	Spd
<b>4 Ethan DELLOW (SA) (34th)</b>							5	26.936	32.774	21.373	<b>30.517</b>	1:51.600	187
1	33.192	33.954	22.648	33.167	2:02.961 P		<b>11 Nikolas LAZOS (VIC) (19th)</b>						
2	28.751	33.492	22.227	32.974	1:57.444	173	1	27.498	32.866	21.900	31.019	1:53.283	186
3	28.489	33.321	22.320	32.316	1:56.446	174	2	26.752	32.383	<b>21.314</b>	31.200	1:51.649	185
4	28.416	<b>32.994</b>	21.982	32.331	1:55.723	174	3	27.265	33.386	21.958	31.349	1:53.958	189
5	28.532	33.537	21.939	32.478	1:56.486	174	4	27.179	32.847	21.338	<b>30.542</b>	1:51.906	188
6	28.351	33.201	22.174	32.401	1:56.127	174	5	<b>26.650</b>	32.351	22.390	31.285	1:52.676	189
7	<b>27.687</b>	33.043	21.905	<b>32.009</b>	<b>1:54.644</b>	178	6	27.129	32.364	21.776	31.261	1:52.530	189
8	28.289	33.060	<b>21.764</b>	32.224	1:55.337	176	7	27.089	<b>32.121</b>	21.316	31.046	<b>1:51.572</b>	183
9	28.397	33.145	22.085	32.187	1:55.814	173	8	27.209	32.522	21.473	30.895	1:52.099	177
<b>5 Jake SENIOR (VIC) (17th)</b>							9	27.151	32.400	21.317	31.221	1:52.089	179
1	26.821	32.479	21.128	31.439	1:51.867	190	10	27.478	32.305	21.378	31.186	1:52.347	173
2	27.265	33.125	21.228	32.147	1:53.765	183	11	27.839	32.926	21.682	31.048	1:53.495	184
3	27.222	32.392	21.196	31.347	1:52.157	186	<b>18 Elijah ANDREW (NSW) (36th)</b>						
4	27.021	32.295	<b>21.046</b>	31.265	1:51.627	184	1	28.656	34.240	22.298	32.668	1:57.862	173
5	27.280	32.925	21.449	<b>30.997</b>	1:52.651	181	2	28.348	34.304	22.018	32.703	1:57.373	181
6	<b>26.551</b>	1:13.626	21.776	31.875	2:33.828	194	3	28.137	<b>33.454</b>	21.913	<b>31.992</b>	1:55.496	184
7	27.021	32.651	21.209	31.568	1:52.449	184	4	<b>27.813</b>	33.524	21.875	32.143	<b>1:55.355</b>	186
8	26.629	<b>32.183</b>	21.094	31.419	<b>1:51.325</b>	185	5	28.471	34.071	22.358	32.672	1:57.572	176
9	26.898	32.589	21.193	31.537	1:52.217	190	6	28.798	33.667	<b>21.864</b>	32.464	1:56.793	174
10	26.989	32.443	21.085	31.469	1:51.986	184	7	28.563	33.815	22.239	32.631	1:57.248	175
<b>6 Scott McINTOSH (VIC) (41th)</b>							8	28.289	33.641	21.997	32.485	1:56.412	176
1	30.903	36.140	23.566	34.270	2:04.879	162	9	28.163	33.491	21.915	32.196	1:55.765	180
2	30.463	35.877	23.511	34.629	2:04.480	161	10	29.303	33.924	22.123	32.032	1:57.382	176
3	30.700	35.744	23.483	34.638	2:04.565	158	<b>22 Jai RUSSO (NSW) (11th)</b>						
4	30.246	35.938	23.402	34.340	2:03.926	159	1	26.859	32.465	20.976	31.418	1:51.718	188
5	30.373	35.524	23.452	33.996	2:03.345	159	2	27.211	35.009	21.418	33.530	1:57.168	195
6	30.068	35.342	23.523	34.073	2:03.006	157	3	26.804	34.004	21.613	32.426	1:54.847	189
7	30.317	35.092	23.454	34.267	2:03.130	157	4	26.846	32.851	21.128	30.922	1:51.747	188
8	30.259	35.893	23.129	33.777	2:03.058	157	5	<b>26.606</b>	32.389	21.041	<b>30.469</b>	1:50.505	188
9	<b>28.661</b>	34.861	23.275	33.680	<b>2:00.477</b>	171	6	26.928	40.638	21.309	30.875	1:59.750	194
10	29.872	<b>34.725</b>	<b>23.024</b>	<b>33.276</b>	2:00.897	160	7	26.875	32.275	20.986	30.933	1:51.069	185
<b>7 Oliver SHORT (VIC) (5th)</b>							8	27.086	32.711	21.415	34.404	1:55.616	182
1	26.506	32.333	21.445	31.513	1:51.797	196	9	26.661	32.419	21.034	30.604	1:50.718	188
2	26.571	<b>31.821</b>	20.782	30.579	1:49.753	191	10	27.229	33.691	21.809	31.978	1:54.707	187
3	<b>26.097</b>	32.097	<b>20.746</b>	30.797	<b>1:49.737</b>	194	11	26.817	<b>32.191</b>	<b>20.767</b>	30.481	<b>1:50.256</b>	184
4	27.118	32.724	21.143	31.432	1:52.417	184							

Chief Timekeeper - Scott Lang

Race Director - Tom Williams





**RACE & ROAD SUPERSPORT 300**  
**Qualifying**

 Date: 21/02/25  
 Event: Q01  
 Weather: Sunny - Temp: 21.8C  
 Track: Dry - Temp: 29.4C

 Started at: 13:10:04  
 Laps: 20 Min  
 Starters: 41  
 Posted at: 1:38 PM

**PROVISIONAL SECTOR TIMES**

Lap	Sector 1	Sector 2	Sector 3	Sector 4	Lap Time	Spd	Lap	Sector 1	Sector 2	Sector 3	Sector 4	Lap Time	Spd
<b>23</b>	<b>Matthew RITTER (VIC) (27th)</b>						<b>2</b>	<b>26.651</b>	<b>33.052</b>	<b>21.226</b>	<b>30.484</b>	<b>1:51.413</b>	195
1	28.215	33.701	22.046	31.863	1:55.825	177							
2	27.648	33.365	21.712	31.542	1:54.267	188	<b>33</b>	<b>Jordy SIMPSON (SA) (4th)</b>					
3	27.611	32.855	21.551	31.512	1:53.529	183	1	26.560	32.304	21.459	31.711	1:52.034	194
4	<b>27.093</b>	33.021	21.571	31.230	<b>1:52.915</b>	187	2	26.508	32.327	<b>20.731</b>	30.600	1:50.166	191
5	27.916	32.811	21.636	<b>31.226</b>	1:53.589	185	3	<b>26.227</b>	<b>31.759</b>	20.742	30.632	<b>1:49.360</b>	191
6	27.970	33.212	21.677	31.580	1:54.439	178	4	27.727	32.475	21.523	30.871	1:52.596	182
7	27.321	<b>32.784</b>	21.762	31.938	1:53.805	186	5	26.395	32.498	22.259	31.486	1:52.638	191
8	27.805	33.157	21.552	32.649	1:55.163	176	6	26.236	31.876	20.969	31.387	1:50.468	190
9	27.899	33.465	21.565	31.861	1:54.790	180	7	27.427	32.822	25.013	31.564	1:56.826	186
10	27.586	33.056	<b>21.524</b>	31.390	1:53.556	178	8	26.656	32.424	21.368	30.978	1:51.426	181
11	27.515	33.173	21.729	31.661	1:54.078	181	9	26.425	32.034	21.177	<b>30.560</b>	1:50.196	185
							10	26.298	31.784	21.074	30.895	1:50.051	191
<b>28</b>	<b>Zane BECKINSALE (NSW) (33th)</b>						<b>11</b>	<b>26.618</b>	<b>33.013</b>	<b>21.560</b>	<b>30.832</b>	<b>1:52.023</b>	182
1	28.471	33.839	22.088	31.737	1:56.135	172							
2	28.018	33.343	22.040	31.933	1:55.334	178	<b>34</b>	<b>Seth DELLOW (SA) (22th)</b>					
3	<b>27.570</b>	33.190	<b>21.656</b>	32.037	<b>1:54.453</b>	183	1	27.471	32.835	21.223	31.353	1:52.882	183
4	28.073	33.449	22.311	<b>31.310</b>	1:55.143	176	2	27.092	33.077	21.531	<b>30.901</b>	1:52.601	181
5	28.216	33.694	22.132	31.502	1:55.544	176	3	27.277	32.698	<b>20.842</b>	31.446	1:52.263	185
6	28.348	33.973	22.229	31.748	1:56.298	182	4	27.060	32.594	21.023	31.329	<b>1:52.006</b>	180
7	28.115	<b>33.180</b>	21.924	34.315	1:57.534	176	5	<b>26.950</b>	32.957	21.372	31.104	1:52.383	181
8	28.460	33.293	22.048	32.551	1:56.352	173	6	27.065	33.279	21.430	1:16.292	2:38.066	180
9	28.447	33.574	22.572	31.969	1:56.562	172	7	28.763	32.922	21.674	31.138	1:54.497 P	
10	28.279	34.036	22.188	31.709	1:56.212	171	8	27.132	32.677	21.490	31.534	1:52.833	177
							9	27.279	<b>32.429</b>	21.247	31.412	1:52.367	176
<b>31</b>	<b>Toby JAMES (VIC) (12th)</b>						<b>10</b>	<b>27.411</b>	<b>33.796</b>	<b>22.629</b>	<b>33.415</b>	<b>1:57.251</b>	175
1	27.946	33.486	21.234	31.494	1:54.160	186							
2	27.368	33.212	21.150	30.973	1:52.703	186	<b>36</b>	<b>Caiden BUNWORTH (VIC) (40th)</b>					
3	26.789	32.876	21.080	30.760	1:51.505	184	1	28.331	34.622	22.050	33.257	1:58.260	180
4	27.098	32.925	21.567	31.049	1:52.639	191	2	28.374	34.159	22.545	32.952	1:58.030	178
5	26.795	32.536	21.532	31.163	1:52.026	194	3	28.300	34.179	22.678	32.873	1:58.030	174
6	26.448	32.484	<b>20.988</b>	30.454	<b>1:50.374</b>	191	4	<b>27.803</b>	<b>33.395</b>	<b>22.133</b>	32.973	<b>1:56.304</b>	178
7	27.216	33.062	21.510	31.590	1:53.378	187	5	28.300	34.044	22.273	36.606	2:01.223	171
8	27.600	32.939	21.024	<b>30.359</b>	1:51.922	177	6	28.279	34.811	22.459	<b>32.647</b>	1:58.196	170
9	<b>26.361</b>	32.458	21.470	32.333	1:52.622	191							
10	27.436	<b>32.372</b>	21.160	31.169	1:52.137	188	<b>37</b>	<b>Alexander CODEY (NSW) (24th)</b>					
11	27.088	32.501	21.150	30.831	1:51.570	184	1	28.372	32.959	21.643	31.422	1:54.396	182
							2	27.377	32.870	21.736	32.470	1:54.453	189
<b>32</b>	<b>Mitchel CARRICK (VIC) (18th)</b>						<b>3</b>	<b>27.783</b>	<b>33.865</b>	<b>21.483</b>	<b>31.288</b>	<b>1:54.419</b>	188
1	27.170	33.049	20.955	31.944	1:53.118	188	4	27.570	33.326	21.545	31.207	1:53.648	186

Chief Timekeeper - Scott Lang

Race Director - Tom Williams




**RACE & ROAD SUPERSPORT 300**  
**Qualifying**

 Date: 21/02/25  
 Event: Q01  
 Weather: Sunny - Temp: 21.8C  
 Track: Dry - Temp: 29.4C

 Started at: 13:10:04  
 Laps: 20 Min  
 Starters: 41  
 Posted at: 1:38 PM

**PROVISIONAL SECTOR TIMES**

Lap	Sector 1	Sector 2	Sector 3	Sector 4	Lap Time	Spd	Lap	Sector 1	Sector 2	Sector 3	Sector 4	Lap Time	Spd
5	27.691	32.742	21.563	31.324	1:53.320	183	7	26.786	36.723	22.000	1:58.276	3:23.785	190
6	27.825	33.283	21.984	1:57.887	3:20.979	180	8	33.722	33.095	21.501	31.392	1:59.710 P	
7	32.306	33.395	21.870	31.708	1:59.279 P		9	26.749	32.880	21.575	31.397	1:52.601	190
8	28.036	32.531	21.792	32.387	1:54.746	174	10	27.245	32.618	21.510	31.590	1:52.963	184
9	27.417	<b>32.391</b>	21.525	31.217	1:52.550	180							
10	<b>27.354</b>	32.629	<b>21.357</b>	<b>31.182</b>	<b>1:52.522</b>	188	<b>43 John PELGRAVE (QLD) (25th)</b>						
							1	27.548	32.788	21.206	32.091	1:53.633	182
							2	<b>26.536</b>	33.197	21.617	<b>31.327</b>	1:52.677	194
<b>39 Scott NICHOLSON (VIC) (7th)</b>							3	27.151	<b>32.450</b>	<b>21.233</b>	31.710	<b>1:52.544</b>	182
1	26.460	32.071	21.324	30.941	1:50.796	193	4	27.278	33.067	21.609	31.701	1:53.655	180
2	26.512	32.304	21.091	31.079	1:50.986	188	5	27.463	33.080	21.655	31.685	1:53.883	180
3	<b>26.410</b>	<b>31.635</b>	20.801	30.923	<b>1:49.769</b>	190	6	27.745	33.211	21.682	32.024	1:54.662	176
4	26.923	33.663	21.419	<b>30.390</b>	1:52.395	185	7	27.401	34.710	22.043	1:27.557	2:51.711	184
5	26.551	32.509	21.737	30.486	1:51.283	188	8	31.672	38.357	22.243	32.158	2:04.430 P	
6	26.551	31.812	21.592	31.755	1:51.710	186	9	27.831	33.419	21.861	31.878	1:54.989	171
7	26.763	34.846	21.182	30.707	1:53.498	182	10	27.765	33.167	21.719	31.752	1:54.403	172
8	26.672	31.990	21.241	30.576	1:50.479	185	<b>46 William HUNT (NSW) (29th)</b>						
9	26.596	31.972	20.974	30.764	1:50.306	190	1		10:50.928	22.413	32.805	11:46.146	
10	26.629	31.759	<b>20.778</b>	30.688	1:49.854	183	2	28.212	33.896	22.126	32.223	1:56.457	168
11	26.675	31.861	21.071	30.819	1:50.426	183	3	28.352	40.808	21.447	31.705	2:02.312	171
<b>41 Hudson THOMPSON (NSW) (3rd)</b>							4	27.522	<b>32.966</b>	<b>21.423</b>	<b>31.591</b>	<b>1:53.502</b>	183
1	26.416	32.485	21.001	31.706	1:51.608	189	5	<b>27.504</b>	41.814	21.717	31.865	2:02.900	178
2	26.727	32.997	21.071	31.324	1:52.119	191	6	27.798	33.384	21.848	31.785	1:54.815	176
3	26.678	32.205	21.189	30.618	1:50.690	183	<b>48 Valentino KNEZOVIC (NSW) (15th)</b>						
4	26.937	32.070	21.022	30.851	1:50.880	180	1	28.892	33.066	21.476	31.812	1:55.246 P	
5	26.792	32.021	21.010	30.528	1:50.351	178	2	26.698	<b>32.064</b>	21.500	31.428	1:51.690	188
6	<b>26.136</b>	32.085	<b>20.860</b>	<b>30.155</b>	<b>1:49.236</b>	186	3	26.926	32.488	21.376	31.606	1:52.396	188
7	26.614	32.530	21.984	32.100	1:53.228	188	4	<b>26.488</b>	32.620	21.387	31.437	1:51.932	188
8	27.229	31.800	20.920	30.727	1:50.676	175	5	26.717	33.002	22.561	<b>30.641</b>	1:52.921	190
9	26.570	32.028	21.051	30.297	1:49.946	187	6	28.419	33.365	23.923	1:30.043	2:55.750	191
10	26.285	<b>31.795</b>	21.283	30.625	1:49.988	189	7	30.201	49.147	23.585	33.205	2:16.138 P	
11	26.728	31.856	21.059	30.676	1:50.319	183	8	29.048	36.429	23.732	32.654	2:01.863	166
<b>42 Riley NAUTA (QLD) (13th)</b>							9	27.504	32.226	21.124	30.968	1:51.822	171
1	26.260	32.260	21.172	31.524	1:51.216	199	10	26.712	32.403	<b>20.999</b>	30.660	<b>1:50.774</b>	180
2	26.907	33.667	21.940	32.362	1:54.876	191	<b>55 Jake PAIGE (QLD) (10th)</b>						
3	26.971	37.195	21.571	31.580	1:57.317	185	1	28.255	33.354	21.581	31.098	1:54.288	188
4	26.713	<b>32.020</b>	<b>21.247</b>	30.515	1:50.495	188	2	27.266	32.616	21.339	31.913	1:53.134	191
5	<b>26.307</b>	32.304	21.436	<b>30.343</b>	<b>1:50.390</b>	193							
6	28.975	34.708	23.864	31.281	1:58.828	183							



Chief Timekeeper - Scott Lang



Race Director - Tom Williams



**RACE & ROAD SUPERSPORT 300**  
**Qualifying**

Date: **21/02/25**  
Event: **Q01**  
Weather: **Sunny - Temp: 21.8C**  
Track: **Dry - Temp: 29.4C**

Started at: **13:10:04**  
Laps: **20 Min**  
Starters: **41**  
Posted at: **1:38 PM**

**PROVISIONAL SECTOR TIMES**

Lap	Sector 1	Sector 2	Sector 3	Sector 4	Lap Time	Spd	Lap	Sector 1	Sector 2	Sector 3	Sector 4	Lap Time	Spd
3	27.152	33.492	21.111	31.408	1:53.163	189	4	27.287	32.582	21.093	<b>30.521</b>	1:51.483	191
4	26.983	32.208	21.039	30.745	1:50.975	192	5	<b>26.805</b>	<b>32.450</b>	21.117	30.874	<b>1:51.246</b>	194
5	27.077	32.180	21.380	31.129	1:51.766	191	6	30.176	34.206	23.813	2:13.696	3:41.891	181
6	27.088	32.582	21.212	31.090	1:51.972	188	7	33.314	33.738	21.420	33.021	2:01.493 P	
7	26.797	32.060	<b>20.972</b>	30.990	1:50.819	187	8	27.595	33.471	21.362	31.390	1:53.818	179
8	26.727	32.478	21.269	31.576	1:52.050	192	9	27.686	33.442	21.405	31.449	1:53.982	181
9	27.050	32.396	21.104	<b>30.497</b>	1:51.047	185	10	27.254	33.192	21.302	31.060	1:52.808	187
10	26.987	32.467	21.353	31.194	1:52.001	194							
11	<b>26.603</b>	<b>32.027</b>	21.017	30.573	<b>1:50.220</b>	187							
							<b>61 Rossi McADAM (WA) (23th)</b>						
							1	28.512	33.291	21.768	31.771	1:55.342	186
							2	27.555	33.482	21.580	32.560	1:55.177	178
<b>56 Oscar LEWIS (NSW) (14th)</b>							3	27.358	32.746	21.477	32.109	1:53.690	178
1	27.144	32.983	21.742	31.451	1:53.320	187	4	28.029	33.064	21.693	31.552	1:54.338	179
2	27.176	33.177	21.513	30.707	1:52.573	177	5	27.186	32.802	21.538	31.542	1:53.068	181
3	26.896	32.681	21.394	30.956	1:51.927	184	6	27.143	32.650	21.401	32.258	1:53.452	179
4	27.783	32.528	21.533	30.732	1:52.576	183	7	27.267	32.794	21.617	31.311	1:52.989	178
5	27.009	32.824	21.458	31.217	1:52.508	188	8	27.590	32.742	21.619	<b>31.043</b>	1:52.994	179
6	26.950	32.451	21.109	<b>30.245</b>	<b>1:50.755</b>	186	9	27.400	<b>32.470</b>	21.366	31.368	1:52.604	181
7	27.267	32.268	21.782	31.719	1:53.036	186	10	<b>27.116</b>	32.797	<b>21.277</b>	31.144	<b>1:52.334</b>	180
8	27.469	<b>32.113</b>	21.179	30.749	1:51.510	176							
9	26.744	32.331	21.527	32.236	1:52.838	186	<b>63 Mitchell CARTWRIGHT (NSW) (30th)</b>						
10	26.791	32.228	<b>21.036</b>	30.754	1:50.809	183	1	30.295	34.394	22.475	32.272	1:59.436 P	
11	<b>26.722</b>	32.978	21.257	30.887	1:51.844	181	2	28.519	33.902	22.020	32.124	1:56.565	179
							3	28.186	33.276	21.831	31.689	1:54.982	180
<b>59 Sam DRANE (NSW) (8th)</b>							4	27.681	33.392	21.977	31.792	1:54.842	181
1	26.452	33.189	21.184	32.623	1:53.448	193	5	27.592	33.185	21.654	<b>31.219</b>	<b>1:53.650</b>	181
2	26.701	32.248	21.031	30.814	1:50.794	191	6	<b>27.246</b>	33.299	21.849	31.572	1:53.966	186
3	26.364	32.485	20.949	30.769	1:50.567	190	7	27.566	<b>33.088</b>	21.688	31.475	1:53.817	178
4	26.633	32.318	<b>20.803</b>	30.399	1:50.153	185	8	27.661	33.284	21.727	31.464	1:54.136	176
5	26.530	32.221	21.062	30.665	1:50.478	194	9	27.794	33.402	<b>21.569</b>	31.613	1:54.378	176
6	<b>26.256</b>	36.530	20.994	30.979	1:54.759	187	10	27.775	33.455	21.791	31.417	1:54.438	176
7	26.457	32.340	20.811	30.933	1:50.541	184							
8	26.625	32.043	20.828	30.806	1:50.302	187	<b>66 Mitch SIMPSON (SA) (9th)</b>						
9	26.383	32.346	21.045	30.563	1:50.337	189	1	26.676	32.334	21.504	31.373	1:51.887	192
10	26.987	<b>31.783</b>	20.893	<b>30.292</b>	<b>1:49.955</b>	182	2	26.588	32.495	<b>20.780</b>	30.399	1:50.262	193
11	26.663	32.224	21.017	30.431	1:50.335	183	3	<b>26.149</b>	32.343	20.915	30.580	<b>1:49.987</b>	192
							4	26.968	32.491	21.634	30.746	1:51.839	192
<b>60 David COWARD (TAS) (16th)</b>							5	26.416	32.636	21.586	30.693	1:51.331	191
1	28.422	35.504	22.362	31.593	1:57.881	176	6	26.935	<b>32.149</b>	21.472	31.060	1:51.616	184
2	27.269	32.904	<b>21.013</b>	30.802	1:51.988	185	7	27.528	32.210	21.830	32.041	1:53.609	180
3	27.112	33.359	21.874	31.273	1:53.618	191							

Chief Timekeeper - Scott Lang

Race Director - Tom Williams




**RACE & ROAD SUPERSPORT 300**
**Qualifying**

 Date: 21/02/25  
 Event: Q01  
 Weather: Sunny - Temp: 21.8C  
 Track: Dry - Temp: 29.4C

 Started at: 13:10:04  
 Laps: 20 Min  
 Starters: 41  
 Posted at: 1:38 PM

**PROVISIONAL SECTOR TIMES**

Lap	Sector 1	Sector 2	Sector 3	Sector 4	Lap Time	Spd	Lap	Sector 1	Sector 2	Sector 3	Sector 4	Lap Time	Spd
8	26.916	33.893	21.208	31.541	1:53.558	181	78	<b>Josh UNDERWOOD (VIC) (37th)</b>					
9	26.918	32.877	21.254	<b>30.379</b>	1:51.428	185	1	27.763	33.816	21.893	33.931	1:57.403	180
							2	27.429	34.040	21.896	32.470	1:55.835	180
							3	27.648	33.343	22.081	41.111	2:04.183	179
<b>67 Tom NICOLSON (VIC) (6th)</b>							4	27.680	33.593	<b>21.879</b>	32.637	1:55.789	178
1	27.191	32.432	21.646	31.993	1:53.262	186	5	<b>27.240</b>	<b>33.339</b>	22.189	32.852	<b>1:55.620</b>	178
2	27.290	32.476	21.086	30.646	1:51.498	189	6	28.528	34.021	22.107	<b>32.336</b>	1:56.992	177
3	26.805	32.502	21.193	30.999	1:51.499	188	7	27.932	33.853	22.005	32.420	1:56.210	175
4	27.992	32.564	21.241	31.220	1:53.017	179	8	28.175	33.727	22.118	32.636	1:56.656	173
5	27.149	32.687	21.520	31.462	1:52.818	185							
6	26.339	32.509	<b>20.772</b>	30.470	1:50.090	195	<b>83 Alvin WU (QLD) (32th)</b>						
7	26.882	32.565	21.906	32.380	1:53.733	185	1	30.553	34.462	22.665	32.054	1:59.734	P
8	26.937	32.477	21.029	30.914	1:51.357	181	2	27.857	33.625	22.181	32.062	1:55.725	176
9	26.711	32.275	21.402	30.977	1:51.365	191	3	27.891	<b>32.973</b>	22.178	32.243	1:55.285	182
10	26.563	<b>32.005</b>	20.820	<b>30.425</b>	1:49.813	188	4	27.707	33.359	22.042	32.062	1:55.170	174
11	<b>26.329</b>	32.052	20.816	30.553	<b>1:49.750</b>	194	5	<b>27.432</b>	32.981	<b>21.835</b>	31.875	<b>1:54.123</b>	182
<b>68 Ryan LARKIN (VIC) (1st)</b>							6	27.773	33.373	21.857	31.727	1:54.730	181
1	26.525	32.087	21.117	31.190	1:50.919	188	7	27.593	33.652	22.519	32.461	1:56.225	177
2	26.874	32.178	20.970	31.296	1:51.318	191	8	28.061	33.940	22.660	31.819	1:56.480	174
3	26.847	32.192	21.189	31.112	1:51.340	183	9	27.873	33.644	22.315	32.564	1:56.396	175
4	26.641	32.055	21.100	30.635	1:50.431	184	10	28.430	33.575	22.585	<b>31.628</b>	1:56.218	174
5	26.325	32.536	21.412	31.432	1:51.705	194							
6	26.644	31.992	21.095	30.392	1:50.123	187	<b>84 Zachary RUSSO (NSW) (39th)</b>						
7	27.394	35.198	21.198	30.969	1:54.759	179	1	28.369	34.214	22.495	32.573	1:57.651	180
8	26.682	32.121	<b>20.944</b>	30.747	1:50.494	182	2	<b>27.980</b>	33.990	22.493	32.889	1:57.352	179
9	<b>26.254</b>	<b>31.872</b>	21.041	<b>29.970</b>	<b>1:49.137</b>	195	3	28.510	33.936	<b>22.238</b>	33.917	1:58.601	181
10	27.223	32.410	21.248	30.941	1:51.822	182	4	28.016	<b>33.796</b>	22.251	32.196	<b>1:56.259</b>	180
11	27.016	32.737	21.621	31.840	1:53.214	179	5	28.077	33.883	22.412	32.864	1:57.236	178
							6	28.464	34.523	22.292	32.557	1:57.836	176
<b>71 Hudson AIR (SA) (31th)</b>							7	28.448	33.848	22.385	32.340	1:57.021	176
1	28.944	33.843	21.908	32.253	1:56.948	168	8	28.338	33.811	22.487	32.465	1:57.101	173
2	27.976	33.607	21.975	32.568	1:56.126	184	9	28.616	34.149	22.429	<b>31.955</b>	1:57.149	171
3	<b>27.534</b>	33.421	22.210	32.231	1:55.396	187	10	28.061	34.507	23.056	32.703	1:58.327	174
4	28.032	43.224	22.513	32.969	2:06.738	180							
5	28.793	33.419	22.128	32.072	1:56.412	174	<b>85 Phoenix O'BRIEN (VIC) (35th)</b>						
6	28.072	33.228	21.767	31.878	1:54.945	179	1	27.636	33.708	22.629	32.457	1:56.430	186
7	28.462	<b>32.920</b>	21.822	31.628	1:54.832	172	2	27.744	33.199	22.240	32.884	1:56.067	182
8	27.768	32.957	22.085	<b>31.444</b>	1:54.254	183	3	28.395	33.536	22.204	32.761	1:56.896	174
9	27.598	32.930	<b>21.676</b>	31.828	1:54.032	181	4	28.419	34.096	22.028	32.739	1:57.282	174
10	27.751	32.963	21.680	31.629	<b>1:54.023</b>	180	5	27.971	33.202	21.892	32.844	1:55.909	180



Chief Timekeeper - Scott Lang



Race Director - Tom Williams







**RACE & ROAD SUPERSPORT 300**  
**Qualifying**

Date: 21/02/25  
Event: Q01  
Weather: Sunny - Temp: 21.8C  
Track: Dry - Temp: 29.4C

Started at: 13:10:04  
Laps: 20 Min  
Starters: 41  
Posted at: 1:38 PM

**PROVISIONAL FASTEST LAPS SEQUENCE**


Race Time	No	Name	Machine	Fastest Lap	On Lap
2:36.275	5	Jake SENIOR (VIC)	Yamaha YZF-R3	1:51.867	1
2:41.408	39	Scott NICHOLSON (VIC)	Kawasaki Ninja	1:50.796	1
4:32.434	7	Oliver SHORT (VIC)	Kawasaki Ninja	1:49.753	2
6:22.171	7	Oliver SHORT (VIC)	Kawasaki Ninja	1:49.737	3
6:22.205	33	Jordy SIMPSON (SA)	Yamaha YZF-R3	1:49.360	3
6:22.307	95	Tara MORRISON (SA)	Kawasaki Ninja	1:49.353	3
11:58.011	41	Hudson THOMPSON (NSW)	Yamaha YZF-R3	1:49.236	6
17:31.746	95	Tara MORRISON (SA)	Kawasaki Ninja	1:49.203	9
17:32.013	68	Ryan LARKIN (VIC)	Yamaha YZF-R3	1:49.137	9

\*\*\* ALL RIDERS QUALIFY \*\*\*

The results are provisional until the expiration of the time limit for protests and appeals.



Chief Timekeeper - Scott Lang



Race Director - Tom Williams



**RACE & ROAD SUPERSPORT 300**
**Qualifying**


 Date: **21/02/25**  
 Event: **Q01**  
 Weather: **Sunny - Temp: 21.8C**  
 Track: **Dry - Temp: 29.4C**

 Started at: **13:10:04**  
 Laps: **20 Min**  
 Starters: **41**  
 Posted at: **1:38 PM**
**PROVISIONAL BEST SECTOR TIMES**

Pos	Sector 1		Sector 2		Sector 3		Sector 4		Lap		Ideal	Fastest	Diff
	Name	Time	Name	Time	Name	Time	Name	Time	Name	Time			
1	T. MORRISON	25.984	T. MORRISON	31.607	T. MORRISON	20.685	R. LARKIN	29.970	T. MORRISON	1:48.531	1:49.203	.672	
2	O. SHORT	26.097	S. NICHOLSO	31.635	J. SIMPSON	20.731	H. THOMPSON	30.155	H. THOMPSON	1:48.946	1:49.236	.290	
3	H. THOMPSON	26.136	J. SIMPSON	31.759	O. SHORT	20.746	O. LEWIS	30.245	R. LARKIN	1:49.040	1:49.137	.097	
4	M. SIMPSON	26.149	S. DRANE	31.783	J. RUSSO	20.767	T. MORRISON	30.255	S. DRANE	1:49.134	1:49.955	.821	
5	J. SIMPSON	26.227	H. THOMPSON	31.795	T. NICOLSON	20.772	S. DRANE	30.292	O. SHORT	1:49.181	1:49.737	.556	
6	R. LARKIN	26.254	O. SHORT	31.821	S. NICHOLSO	20.778	R. NAUTA	30.343	S. NICHOLSON	1:49.213	1:49.769	.556	
7	S. DRANE	26.256	R. LARKIN	31.872	M. SIMPSON	20.780	T. JAMES	30.359	J. SIMPSON	1:49.277	1:49.360	.083	
8	R. NAUTA	26.307	T. NICOLSON	32.005	S. DRANE	20.803	M. SIMPSON	30.379	M. SIMPSON	1:49.457	1:49.987	.530	
9	T. NICOLSON	26.329	R. NAUTA	32.020	S. DELLOW	20.842	S. NICHOLSO	30.390	T. NICOLSON	1:49.531	1:49.750	.219	
10	T. JAMES	26.361	J. PAIGE	32.027	H. THOMPSON	20.860	T. NICOLSON	30.425	R. NAUTA	1:49.917	1:50.390	.473	
11	S. NICHOLSO	26.410	V. KNEZOVIC	32.064	R. LARKIN	20.944	J. RUSSO	30.469	J. RUSSO	1:50.033	1:50.256	.223	
12	V. KNEZOVIC	26.488	O. LEWIS	32.113	J. PAIGE	20.972	M. CARRICK	30.484	T. JAMES	1:50.080	1:50.374	.294	
13	T. KING	26.533	N. LAZOS	32.121	T. JAMES	20.988	J. PAIGE	30.497	J. PAIGE	1:50.099	1:50.220	.121	
14	J. PELGRAVE	26.536	M. SIMPSON	32.149	V. KNEZOVIC	20.999	O. SHORT	30.517	O. LEWIS	1:50.116	1:50.755	.639	
15	J. SENIOR	26.551	J. SENIOR	32.183	D. COWARD	21.013	D. COWARD	30.521	V. KNEZOVIC	1:50.192	1:50.774	.582	
16	J. PAIGE	26.603	J. RUSSO	32.191	O. LEWIS	21.036	N. LAZOS	30.542	N. LAZOS	1:50.627	1:51.572	.945	
17	J. RUSSO	26.606	T. JAMES	32.372	J. SENIOR	21.046	J. SIMPSON	30.560	J. SENIOR	1:50.777	1:51.325	.548	
18	N. LAZOS	26.650	A. CODEY	32.391	T. KING	21.154	V. KNEZOVIC	30.641	D. COWARD	1:50.789	1:51.246	.457	
19	M. CARRICK	26.651	S. DELLOW	32.429	M. CARRICK	21.226	T. KING	30.777	T. KING	1:51.061	1:51.660	.599	
20	O. LEWIS	26.722	L. KNIGHT	32.437	J. PELGRAVE	21.233	S. DELLOW	30.901	S. DELLOW	1:51.122	1:52.006	.884	
21	D. COWARD	26.805	D. COWARD	32.450	L. KNIGHT	21.241	L. KNIGHT	30.980	M. CARRICK	1:51.413	1:51.413	.000	
22	L. KNIGHT	26.898	J. PELGRAVE	32.450	R. NAUTA	21.247	J. SENIOR	30.997	J. PELGRAVE	1:51.546	1:52.544	.998	
23	S. DELLOW	26.950	R. McADAM	32.470	R. McADAM	21.277	R. McADAM	31.043	L. KNIGHT	1:51.556	1:51.979	.423	
24	M. RITTER	27.093	T. KING	32.597	N. LAZOS	21.314	F. JACOBS	31.142	R. McADAM	1:51.906	1:52.334	.428	
25	R. McADAM	27.116	M. RITTER	32.784	A. CODEY	21.357	A. CODEY	31.182	A. CODEY	1:52.284	1:52.522	.238	
26	J. UNDERWO	27.240	F. JACOBS	32.866	W. HUNT	21.423	M. CARTWRI	31.219	M. RITTER	1:52.627	1:52.915	.288	
27	M. CARTWRI	27.246	H. AIR	32.920	M. RITTER	21.524	M. RITTER	31.226	F. JACOBS	1:52.875	1:53.179	.304	
28	F. JACOBS	27.272	P. O'BRIEN	32.958	M. CARTWRI	21.569	Z. BECKINSA	31.310	M. CARTWRIG	1:53.122	1:53.650	.528	
29	A. CODEY	27.354	W. HUNT	32.966	F. JACOBS	21.595	J. PELGRAVE	31.327	W. HUNT	1:53.484	1:53.502	.018	
30	A. WU	27.432	A. WU	32.973	Z. BECKINSA	21.656	H. AIR	31.444	H. AIR	1:53.574	1:54.023	.449	
31	T. ZHAO	27.465	E. DELLOW	32.994	H. AIR	21.676	W. HUNT	31.591	Z. BECKINSAL	1:53.716	1:54.453	.737	
32	W. HUNT	27.504	M. CARRICK	33.052	E. DELLOW	21.764	A. WU	31.628	A. WU	1:53.868	1:54.123	.255	
33	H. AIR	27.534	M. CARTWRI	33.088	P. O'BRIEN	21.804	Z. RUSSO	31.955	E. DELLOW	1:54.454	1:54.644	.190	
34	Z. BECKINSA	27.570	Z. BECKINSA	33.180	A. WU	21.835	E. ANDREW	31.992	P. O'BRIEN	1:54.775	1:55.185	.410	
35	E. DELLOW	27.687	T. ZHAO	33.245	E. ANDREW	21.864	E. DELLOW	32.009	J. UNDERWOO	1:54.794	1:55.620	.826	
36	P. O'BRIEN	27.734	J. UNDERWO	33.339	J. UNDERWO	21.879	P. O'BRIEN	32.279	T. ZHAO	1:55.043	1:55.643	.600	
37	C. BUNWORT	27.803	C. BUNWORT	33.395	T. ZHAO	22.046	T. ZHAO	32.287	E. ANDREW	1:55.123	1:55.355	.232	
38	E. ANDREW	27.813	E. ANDREW	33.454	C. BUNWORT	22.133	J. UNDERWO	32.336	Z. RUSSO	1:55.969	1:56.259	.290	
39	Z. RUSSO	27.980	Z. RUSSO	33.796	Z. RUSSO	22.238	C. BUNWORT	32.647	C. BUNWORTH	1:55.978	1:56.304	.326	
40	S. McINTOSH	28.661	S. McINTOSH	34.725	S. McINTOSH	23.024	S. McINTOSH	33.276	S. McINTOSH	1:59.686	2:00.477	.791	

\*\*\* ALL RIDERS QUALIFY \*\*\*

The results are provisional until the expiration of the time limit for protests and appeals.



Chief Timekeeper - Scott Lang



Race Director - Tom Williams



**RACE & ROAD SUPERSPORT 300**  
**Qualifying**

Date: 21/02/25  
Event: Q01  
Weather: Sunny - Temp: 21.8C  
Track: Dry - Temp: 29.4C


Started at: 13:10:04  
Laps: 20 Min  
Starters: 41  
Posted at: 1:38 PM

**PROVISIONAL RACE INFORMATION**

Time	Description
13:10:04	Event Start
13:15:07	Rider 99 (Nixon FROST) CRASHED TURN 11 - RIDER UP
13:16:50	Rider 32 (Mitchel CARRICK) CRASHED TURN 10 - RIDER UP
13:21:44	Rider 5 (Jake SENIOR), 7 (Oliver SHORT) CRASHED TURN 4 - RIDER UP
13:22:00	Rider 5 (Jake SENIOR), 7 (Oliver SHORT) CRASHED TURN 4 - RESUMED
13:30:05	Chequered Flag
13:34:35	Event Finish

\*\*\* ALL RIDERS QUALIFY \*\*\*

The results are provisional until the expiration of the time limit for protests and appeals.

  
.....  
Chief Timekeeper - Scott Lang

  
.....  
Race Director - Tom Williams

