


**RACE & ROAD SUPERSPORT 300**  
**Qualifying**

 Date: 21/02/25  
 Event: Q01  
 Weather: Sunny - Temp: 21.8C  
 Track: Dry - Temp: 29.4C


 Started at: 13:10:04  
 Laps: 20 Min  
 Starters: 41  
 Posted at: 1:38 PM

**PROVISIONAL SECTOR TIMES**

Lap	Sector 1	Sector 2	Sector 3	Sector 4	Lap Time	Spd	Lap	Sector 1	Sector 2	Sector 3	Sector 4	Lap Time	Spd
<b>4 Ethan DELLOW (SA) (34th)</b>							5	26.936	32.774	21.373	<b>30.517</b>	1:51.600	187
1	33.192	33.954	22.648	33.167	2:02.961 P								
2	28.751	33.492	22.227	32.974	1:57.444	173	<b>11 Nikolas LAZOS (VIC) (19th)</b>						
3	28.489	33.321	22.320	32.316	1:56.446	174	1	27.498	32.866	21.900	31.019	1:53.283	186
4	28.416	<b>32.994</b>	21.982	32.331	1:55.723	174	2	26.752	32.383	<b>21.314</b>	31.200	1:51.649	185
5	28.532	33.537	21.939	32.478	1:56.486	174	3	27.265	33.386	21.958	31.349	1:53.958	189
6	28.351	33.201	22.174	32.401	1:56.127	174	4	27.179	32.847	21.338	<b>30.542</b>	1:51.906	188
7	<b>27.687</b>	33.043	21.905	<b>32.009</b>	<b>1:54.644</b>	178	5	<b>26.650</b>	32.351	22.390	31.285	1:52.676	189
8	28.289	33.060	<b>21.764</b>	32.224	1:55.337	176	6	27.129	32.364	21.776	31.261	1:52.530	189
9	28.397	33.145	22.085	32.187	1:55.814	173	7	27.089	<b>32.121</b>	21.316	31.046	<b>1:51.572</b>	183
							8	27.209	32.522	21.473	30.895	1:52.099	177
<b>5 Jake SENIOR (VIC) (17th)</b>							9	27.151	32.400	21.317	31.221	1:52.089	179
1	26.821	32.479	21.128	31.439	1:51.867	190	10	27.478	32.305	21.378	31.186	1:52.347	173
2	27.265	33.125	21.228	32.147	1:53.765	183	11	27.839	32.926	21.682	31.048	1:53.495	184
3	27.222	32.392	21.196	31.347	1:52.157	186	<b>18 Elijah ANDREW (NSW) (36th)</b>						
4	27.021	32.295	<b>21.046</b>	31.265	1:51.627	184	1	28.656	34.240	22.298	32.668	1:57.862	173
5	27.280	32.925	21.449	<b>30.997</b>	1:52.651	181	2	28.348	34.304	22.018	32.703	1:57.373	181
6	<b>26.551</b>	1:13.626	21.776	31.875	2:33.828	194	3	28.137	<b>33.454</b>	21.913	<b>31.992</b>	1:55.496	184
7	27.021	32.651	21.209	31.568	1:52.449	184	4	<b>27.813</b>	33.524	21.875	32.143	<b>1:55.355</b>	186
8	26.629	<b>32.183</b>	21.094	31.419	<b>1:51.325</b>	185	5	28.471	34.071	22.358	32.672	1:57.572	176
9	26.898	32.589	21.193	31.537	1:52.217	190	6	28.798	33.667	<b>21.864</b>	32.464	1:56.793	174
10	26.989	32.443	21.085	31.469	1:51.986	184	7	28.563	33.815	22.239	32.631	1:57.248	175
<b>6 Scott McINTOSH (VIC) (41th)</b>							8	28.289	33.641	21.997	32.485	1:56.412	176
1	30.903	36.140	23.566	34.270	2:04.879	162	9	28.163	33.491	21.915	32.196	1:55.765	180
2	30.463	35.877	23.511	34.629	2:04.480	161	10	29.303	33.924	22.123	32.032	1:57.382	176
3	30.700	35.744	23.483	34.638	2:04.565	158	<b>22 Jai RUSSO (NSW) (11th)</b>						
4	30.246	35.938	23.402	34.340	2:03.926	159	1	26.859	32.465	20.976	31.418	1:51.718	188
5	30.373	35.524	23.452	33.996	2:03.345	159	2	27.211	35.009	21.418	33.530	1:57.168	195
6	30.068	35.342	23.523	34.073	2:03.006	157	3	26.804	34.004	21.613	32.426	1:54.847	189
7	30.317	35.092	23.454	34.267	2:03.130	157	4	26.846	32.851	21.128	30.922	1:51.747	188
8	30.259	35.893	23.129	33.777	2:03.058	157	5	<b>26.606</b>	32.389	21.041	<b>30.469</b>	1:50.505	188
9	<b>28.661</b>	34.861	23.275	33.680	<b>2:00.477</b>	171	6	26.928	40.638	21.309	30.875	1:59.750	194
10	29.872	<b>34.725</b>	<b>23.024</b>	<b>33.276</b>	2:00.897	160	7	26.875	32.275	20.986	30.933	1:51.069	185
<b>7 Oliver SHORT (VIC) (5th)</b>							8	27.086	32.711	21.415	34.404	1:55.616	182
1	26.506	32.333	21.445	31.513	1:51.797	196	9	26.661	32.419	21.034	30.604	1:50.718	188
2	26.571	<b>31.821</b>	20.782	30.579	1:49.753	191	10	27.229	33.691	21.809	31.978	1:54.707	187
3	<b>26.097</b>	32.097	<b>20.746</b>	30.797	<b>1:49.737</b>	194	11	26.817	<b>32.191</b>	<b>20.767</b>	30.481	<b>1:50.256</b>	184
4	27.118	32.724	21.143	31.432	1:52.417	184							



Chief Timekeeper - Scott Lang



Race Director - Tom Williams



**RACE & ROAD SUPERSPORT 300**  
**Qualifying**

 Date: 21/02/25  
 Event: Q01  
 Weather: Sunny - Temp: 21.8C  
 Track: Dry - Temp: 29.4C

 Started at: 13:10:04  
 Laps: 20 Min  
 Starters: 41  
 Posted at: 1:38 PM

**PROVISIONAL SECTOR TIMES**

Lap	Sector 1	Sector 2	Sector 3	Sector 4	Lap Time	Spd	Lap	Sector 1	Sector 2	Sector 3	Sector 4	Lap Time	Spd
<b>23</b>	<b>Matthew RITTER (VIC) (27th)</b>						<b>2</b>	<b>26.651</b>	<b>33.052</b>	<b>21.226</b>	<b>30.484</b>	<b>1:51.413</b>	195
1	28.215	33.701	22.046	31.863	1:55.825	177							
2	27.648	33.365	21.712	31.542	1:54.267	188	<b>33</b>	<b>Jordy SIMPSON (SA) (4th)</b>					
3	27.611	32.855	21.551	31.512	1:53.529	183	1	26.560	32.304	21.459	31.711	1:52.034	194
4	<b>27.093</b>	33.021	21.571	31.230	<b>1:52.915</b>	187	2	26.508	32.327	<b>20.731</b>	30.600	1:50.166	191
5	27.916	32.811	21.636	<b>31.226</b>	1:53.589	185	3	<b>26.227</b>	<b>31.759</b>	20.742	30.632	<b>1:49.360</b>	191
6	27.970	33.212	21.677	31.580	1:54.439	178	4	27.727	32.475	21.523	30.871	1:52.596	182
7	27.321	<b>32.784</b>	21.762	31.938	1:53.805	186	5	26.395	32.498	22.259	31.486	1:52.638	191
8	27.805	33.157	21.552	32.649	1:55.163	176	6	26.236	31.876	20.969	31.387	1:50.468	190
9	27.899	33.465	21.565	31.861	1:54.790	180	7	27.427	32.822	25.013	31.564	1:56.826	186
10	27.586	33.056	<b>21.524</b>	31.390	1:53.556	178	8	26.656	32.424	21.368	30.978	1:51.426	181
11	27.515	33.173	21.729	31.661	1:54.078	181	9	26.425	32.034	21.177	<b>30.560</b>	1:50.196	185
							10	26.298	31.784	21.074	30.895	1:50.051	191
<b>28</b>	<b>Zane BECKINSALE (NSW) (33th)</b>						<b>11</b>	<b>26.618</b>	<b>33.013</b>	<b>21.560</b>	<b>30.832</b>	<b>1:52.023</b>	182
1	28.471	33.839	22.088	31.737	1:56.135	172							
2	28.018	33.343	22.040	31.933	1:55.334	178	<b>34</b>	<b>Seth DELLOW (SA) (22th)</b>					
3	<b>27.570</b>	33.190	<b>21.656</b>	32.037	<b>1:54.453</b>	183	1	27.471	32.835	21.223	31.353	1:52.882	183
4	28.073	33.449	22.311	<b>31.310</b>	1:55.143	176	2	27.092	33.077	21.531	<b>30.901</b>	1:52.601	181
5	28.216	33.694	22.132	31.502	1:55.544	176	3	27.277	32.698	<b>20.842</b>	31.446	1:52.263	185
6	28.348	33.973	22.229	31.748	1:56.298	182	4	27.060	32.594	21.023	31.329	<b>1:52.006</b>	180
7	28.115	<b>33.180</b>	21.924	34.315	1:57.534	176	5	<b>26.950</b>	32.957	21.372	31.104	1:52.383	181
8	28.460	33.293	22.048	32.551	1:56.352	173	6	27.065	33.279	21.430	1:16.292	2:38.066	180
9	28.447	33.574	22.572	31.969	1:56.562	172	7	28.763	32.922	21.674	31.138	1:54.497 P	
10	28.279	34.036	22.188	31.709	1:56.212	171	8	27.132	32.677	21.490	31.534	1:52.833	177
							9	27.279	<b>32.429</b>	21.247	31.412	1:52.367	176
<b>31</b>	<b>Toby JAMES (VIC) (12th)</b>						<b>10</b>	<b>27.411</b>	<b>33.796</b>	<b>22.629</b>	<b>33.415</b>	<b>1:57.251</b>	175
1	27.946	33.486	21.234	31.494	1:54.160	186							
2	27.368	33.212	21.150	30.973	1:52.703	186	<b>36</b>	<b>Caiden BUNWORTH (VIC) (40th)</b>					
3	26.789	32.876	21.080	30.760	1:51.505	184	1	28.331	34.622	22.050	33.257	1:58.260	180
4	27.098	32.925	21.567	31.049	1:52.639	191	2	28.374	34.159	22.545	32.952	1:58.030	178
5	26.795	32.536	21.532	31.163	1:52.026	194	3	28.300	34.179	22.678	32.873	1:58.030	174
6	26.448	32.484	<b>20.988</b>	30.454	<b>1:50.374</b>	191	4	<b>27.803</b>	<b>33.395</b>	<b>22.133</b>	32.973	<b>1:56.304</b>	178
7	27.216	33.062	21.510	31.590	1:53.378	187	5	28.300	34.044	22.273	36.606	2:01.223	171
8	27.600	32.939	21.024	<b>30.359</b>	1:51.922	177	6	28.279	34.811	22.459	<b>32.647</b>	1:58.196	170
9	<b>26.361</b>	32.458	21.470	32.333	1:52.622	191							
10	27.436	<b>32.372</b>	21.160	31.169	1:52.137	188	<b>37</b>	<b>Alexander CODEY (NSW) (24th)</b>					
11	27.088	32.501	21.150	30.831	1:51.570	184	1	28.372	32.959	21.643	31.422	1:54.396	182
							2	27.377	32.870	21.736	32.470	1:54.453	189
<b>32</b>	<b>Mitchel CARRICK (VIC) (18th)</b>						<b>3</b>	<b>27.783</b>	<b>33.865</b>	<b>21.483</b>	<b>31.288</b>	<b>1:54.419</b>	188
1	27.170	33.049	20.955	31.944	1:53.118	188	4	27.570	33.326	21.545	31.207	1:53.648	186

Chief Timekeeper - Scott Lang

Race Director - Tom Williams




**RACE & ROAD SUPERSPORT 300**  
**Qualifying**

 Date: 21/02/25  
 Event: Q01  
 Weather: Sunny - Temp: 21.8C  
 Track: Dry - Temp: 29.4C

 Started at: 13:10:04  
 Laps: 20 Min  
 Starters: 41  
 Posted at: 1:38 PM

**PROVISIONAL SECTOR TIMES**

Lap	Sector 1	Sector 2	Sector 3	Sector 4	Lap Time	Spd	Lap	Sector 1	Sector 2	Sector 3	Sector 4	Lap Time	Spd
5	27.691	32.742	21.563	31.324	1:53.320	183	7	26.786	36.723	22.000	1:58.276	3:23.785	190
6	27.825	33.283	21.984	1:57.887	3:20.979	180	8	33.722	33.095	21.501	31.392	1:59.710 P	
7	32.306	33.395	21.870	31.708	1:59.279 P		9	26.749	32.880	21.575	31.397	1:52.601	190
8	28.036	32.531	21.792	32.387	1:54.746	174	10	27.245	32.618	21.510	31.590	1:52.963	184
9	27.417	<b>32.391</b>	21.525	31.217	1:52.550	180							
10	<b>27.354</b>	32.629	<b>21.357</b>	<b>31.182</b>	<b>1:52.522</b>	188	<b>43 John PELGRAVE (QLD) (25th)</b>						
							1	27.548	32.788	21.206	32.091	1:53.633	182
							2	<b>26.536</b>	33.197	21.617	<b>31.327</b>	1:52.677	194
<b>39 Scott NICHOLSON (VIC) (7th)</b>							3	27.151	<b>32.450</b>	<b>21.233</b>	31.710	<b>1:52.544</b>	182
1	26.460	32.071	21.324	30.941	1:50.796	193	4	27.278	33.067	21.609	31.701	1:53.655	180
2	26.512	32.304	21.091	31.079	1:50.986	188	5	27.463	33.080	21.655	31.685	1:53.883	180
3	<b>26.410</b>	<b>31.635</b>	20.801	30.923	<b>1:49.769</b>	190	6	27.745	33.211	21.682	32.024	1:54.662	176
4	26.923	33.663	21.419	<b>30.390</b>	1:52.395	185	7	27.401	34.710	22.043	1:27.557	2:51.711	184
5	26.551	32.509	21.737	30.486	1:51.283	188	8	31.672	38.357	22.243	32.158	2:04.430 P	
6	26.551	31.812	21.592	31.755	1:51.710	186	9	27.831	33.419	21.861	31.878	1:54.989	171
7	26.763	34.846	21.182	30.707	1:53.498	182	10	27.765	33.167	21.719	31.752	1:54.403	172
8	26.672	31.990	21.241	30.576	1:50.479	185	<b>46 William HUNT (NSW) (29th)</b>						
9	26.596	31.972	20.974	30.764	1:50.306	190	1		10:50.928	22.413	32.805	11:46.146	
10	26.629	31.759	<b>20.778</b>	30.688	1:49.854	183	2	28.212	33.896	22.126	32.223	1:56.457	168
11	26.675	31.861	21.071	30.819	1:50.426	183	3	28.352	40.808	21.447	31.705	2:02.312	171
<b>41 Hudson THOMPSON (NSW) (3rd)</b>							4	27.522	<b>32.966</b>	<b>21.423</b>	<b>31.591</b>	<b>1:53.502</b>	183
1	26.416	32.485	21.001	31.706	1:51.608	189	5	<b>27.504</b>	41.814	21.717	31.865	2:02.900	178
2	26.727	32.997	21.071	31.324	1:52.119	191	6	27.798	33.384	21.848	31.785	1:54.815	176
3	26.678	32.205	21.189	30.618	1:50.690	183	<b>48 Valentino KNEZOVIC (NSW) (15th)</b>						
4	26.937	32.070	21.022	30.851	1:50.880	180	1	28.892	33.066	21.476	31.812	1:55.246 P	
5	26.792	32.021	21.010	30.528	1:50.351	178	2	26.698	<b>32.064</b>	21.500	31.428	1:51.690	188
6	<b>26.136</b>	32.085	<b>20.860</b>	<b>30.155</b>	<b>1:49.236</b>	186	3	26.926	32.488	21.376	31.606	1:52.396	188
7	26.614	32.530	21.984	32.100	1:53.228	188	4	<b>26.488</b>	32.620	21.387	31.437	1:51.932	188
8	27.229	31.800	20.920	30.727	1:50.676	175	5	26.717	33.002	22.561	<b>30.641</b>	1:52.921	190
9	26.570	32.028	21.051	30.297	1:49.946	187	6	28.419	33.365	23.923	1:30.043	2:55.750	191
10	26.285	<b>31.795</b>	21.283	30.625	1:49.988	189	7	30.201	49.147	23.585	33.205	2:16.138 P	
11	26.728	31.856	21.059	30.676	1:50.319	183	8	29.048	36.429	23.732	32.654	2:01.863	166
<b>42 Riley NAUTA (QLD) (13th)</b>							9	27.504	32.226	21.124	30.968	1:51.822	171
1	26.260	32.260	21.172	31.524	1:51.216	199	10	26.712	32.403	<b>20.999</b>	30.660	<b>1:50.774</b>	180
2	26.907	33.667	21.940	32.362	1:54.876	191	<b>55 Jake PAIGE (QLD) (10th)</b>						
3	26.971	37.195	21.571	31.580	1:57.317	185	1	28.255	33.354	21.581	31.098	1:54.288	188
4	26.713	<b>32.020</b>	<b>21.247</b>	30.515	1:50.495	188	2	27.266	32.616	21.339	31.913	1:53.134	191
5	<b>26.307</b>	32.304	21.436	<b>30.343</b>	<b>1:50.390</b>	193							
6	28.975	34.708	23.864	31.281	1:58.828	183							



Chief Timekeeper - Scott Lang



Race Director - Tom Williams



**RACE & ROAD SUPERSPORT 300**  
**Qualifying**

 Date: 21/02/25  
 Event: Q01  
 Weather: Sunny - Temp: 21.8C  
 Track: Dry - Temp: 29.4C

 Started at: 13:10:04  
 Laps: 20 Min  
 Starters: 41  
 Posted at: 1:38 PM

**PROVISIONAL SECTOR TIMES**

Lap	Sector 1	Sector 2	Sector 3	Sector 4	Lap Time	Spd	Lap	Sector 1	Sector 2	Sector 3	Sector 4	Lap Time	Spd
3	27.152	33.492	21.111	31.408	1:53.163	189	4	27.287	32.582	21.093	<b>30.521</b>	1:51.483	191
4	26.983	32.208	21.039	30.745	1:50.975	192	5	<b>26.805</b>	<b>32.450</b>	21.117	30.874	<b>1:51.246</b>	194
5	27.077	32.180	21.380	31.129	1:51.766	191	6	30.176	34.206	23.813	2:13.696	3:41.891	181
6	27.088	32.582	21.212	31.090	1:51.972	188	7	33.314	33.738	21.420	33.021	2:01.493 P	
7	26.797	32.060	<b>20.972</b>	30.990	1:50.819	187	8	27.595	33.471	21.362	31.390	1:53.818	179
8	26.727	32.478	21.269	31.576	1:52.050	192	9	27.686	33.442	21.405	31.449	1:53.982	181
9	27.050	32.396	21.104	<b>30.497</b>	1:51.047	185	10	27.254	33.192	21.302	31.060	1:52.808	187
10	26.987	32.467	21.353	31.194	1:52.001	194							
11	<b>26.603</b>	<b>32.027</b>	21.017	30.573	<b>1:50.220</b>	187							
							<b>61 Rossi McADAM (WA) (23th)</b>						
							1	28.512	33.291	21.768	31.771	1:55.342	186
							2	27.555	33.482	21.580	32.560	1:55.177	178
<b>56 Oscar LEWIS (NSW) (14th)</b>							3	27.358	32.746	21.477	32.109	1:53.690	178
1	27.144	32.983	21.742	31.451	1:53.320	187	4	28.029	33.064	21.693	31.552	1:54.338	179
2	27.176	33.177	21.513	30.707	1:52.573	177	5	27.186	32.802	21.538	31.542	1:53.068	181
3	26.896	32.681	21.394	30.956	1:51.927	184	6	27.143	32.650	21.401	32.258	1:53.452	179
4	27.783	32.528	21.533	30.732	1:52.576	183	7	27.267	32.794	21.617	31.311	1:52.989	178
5	27.009	32.824	21.458	31.217	1:52.508	188	8	27.590	32.742	21.619	<b>31.043</b>	1:52.994	179
6	26.950	32.451	21.109	<b>30.245</b>	<b>1:50.755</b>	186	9	27.400	<b>32.470</b>	21.366	31.368	1:52.604	181
7	27.267	32.268	21.782	31.719	1:53.036	186	10	<b>27.116</b>	32.797	<b>21.277</b>	31.144	<b>1:52.334</b>	180
8	27.469	<b>32.113</b>	21.179	30.749	1:51.510	176							
9	26.744	32.331	21.527	32.236	1:52.838	186	<b>63 Mitchell CARTWRIGHT (NSW) (30th)</b>						
10	26.791	32.228	<b>21.036</b>	30.754	1:50.809	183	1	30.295	34.394	22.475	32.272	1:59.436 P	
11	<b>26.722</b>	32.978	21.257	30.887	1:51.844	181	2	28.519	33.902	22.020	32.124	1:56.565	179
							3	28.186	33.276	21.831	31.689	1:54.982	180
<b>59 Sam DRANE (NSW) (8th)</b>							4	27.681	33.392	21.977	31.792	1:54.842	181
1	26.452	33.189	21.184	32.623	1:53.448	193	5	27.592	33.185	21.654	<b>31.219</b>	<b>1:53.650</b>	181
2	26.701	32.248	21.031	30.814	1:50.794	191	6	<b>27.246</b>	33.299	21.849	31.572	1:53.966	186
3	26.364	32.485	20.949	30.769	1:50.567	190	7	27.566	<b>33.088</b>	21.688	31.475	1:53.817	178
4	26.633	32.318	<b>20.803</b>	30.399	1:50.153	185	8	27.661	33.284	21.727	31.464	1:54.136	176
5	26.530	32.221	21.062	30.665	1:50.478	194	9	27.794	33.402	<b>21.569</b>	31.613	1:54.378	176
6	<b>26.256</b>	36.530	20.994	30.979	1:54.759	187	10	27.775	33.455	21.791	31.417	1:54.438	176
7	26.457	32.340	20.811	30.933	1:50.541	184							
8	26.625	32.043	20.828	30.806	1:50.302	187	<b>66 Mitch SIMPSON (SA) (9th)</b>						
9	26.383	32.346	21.045	30.563	1:50.337	189	1	26.676	32.334	21.504	31.373	1:51.887	192
10	26.987	<b>31.783</b>	20.893	<b>30.292</b>	<b>1:49.955</b>	182	2	26.588	32.495	<b>20.780</b>	30.399	1:50.262	193
11	26.663	32.224	21.017	30.431	1:50.335	183	3	<b>26.149</b>	32.343	20.915	30.580	<b>1:49.987</b>	192
							4	26.968	32.491	21.634	30.746	1:51.839	192
<b>60 David COWARD (TAS) (16th)</b>							5	26.416	32.636	21.586	30.693	1:51.331	191
1	28.422	35.504	22.362	31.593	1:57.881	176	6	26.935	<b>32.149</b>	21.472	31.060	1:51.616	184
2	27.269	32.904	<b>21.013</b>	30.802	1:51.988	185	7	27.528	32.210	21.830	32.041	1:53.609	180
3	27.112	33.359	21.874	31.273	1:53.618	191							

Chief Timekeeper - Scott Lang

Race Director - Tom Williams






**RACE & ROAD SUPERSPORT 300**  
**Qualifying**

 Date: 21/02/25  
 Event: Q01  
 Weather: Sunny - Temp: 21.8C  
 Track: Dry - Temp: 29.4C

 Started at: 13:10:04  
 Laps: 20 Min  
 Starters: 41  
 Posted at: 1:38 PM

**PROVISIONAL SECTOR TIMES**

Lap	Sector 1	Sector 2	Sector 3	Sector 4	Lap Time	Spd	Lap	Sector 1	Sector 2	Sector 3	Sector 4	Lap Time	Spd
8	26.916	33.893	21.208	31.541	1:53.558	181	78	<b>Josh UNDERWOOD (VIC) (37th)</b>					
9	26.918	32.877	21.254	<b>30.379</b>	1:51.428	185	1	27.763	33.816	21.893	33.931	1:57.403	180
							2	27.429	34.040	21.896	32.470	1:55.835	180
							3	27.648	33.343	22.081	41.111	2:04.183	179
<b>67 Tom NICOLSON (VIC) (6th)</b>							4	27.680	33.593	<b>21.879</b>	32.637	1:55.789	178
1	27.191	32.432	21.646	31.993	1:53.262	186	5	<b>27.240</b>	<b>33.339</b>	22.189	32.852	<b>1:55.620</b>	178
2	27.290	32.476	21.086	30.646	1:51.498	189	6	28.528	34.021	22.107	<b>32.336</b>	1:56.992	177
3	26.805	32.502	21.193	30.999	1:51.499	188	7	27.932	33.853	22.005	32.420	1:56.210	175
4	27.992	32.564	21.241	31.220	1:53.017	179	8	28.175	33.727	22.118	32.636	1:56.656	173
5	27.149	32.687	21.520	31.462	1:52.818	185							
6	26.339	32.509	<b>20.772</b>	30.470	1:50.090	195	<b>83 Alvin WU (QLD) (32th)</b>						
7	26.882	32.565	21.906	32.380	1:53.733	185	1	30.553	34.462	22.665	32.054	1:59.734	P
8	26.937	32.477	21.029	30.914	1:51.357	181	2	27.857	33.625	22.181	32.062	1:55.725	176
9	26.711	32.275	21.402	30.977	1:51.365	191	3	27.891	<b>32.973</b>	22.178	32.243	1:55.285	182
10	26.563	<b>32.005</b>	20.820	<b>30.425</b>	1:49.813	188	4	27.707	33.359	22.042	32.062	1:55.170	174
11	<b>26.329</b>	32.052	20.816	30.553	<b>1:49.750</b>	194	5	<b>27.432</b>	32.981	<b>21.835</b>	31.875	<b>1:54.123</b>	182
<b>68 Ryan LARKIN (VIC) (1st)</b>							6	27.773	33.373	21.857	31.727	1:54.730	181
1	26.525	32.087	21.117	31.190	1:50.919	188	7	27.593	33.652	22.519	32.461	1:56.225	177
2	26.874	32.178	20.970	31.296	1:51.318	191	8	28.061	33.940	22.660	31.819	1:56.480	174
3	26.847	32.192	21.189	31.112	1:51.340	183	9	27.873	33.644	22.315	32.564	1:56.396	175
4	26.641	32.055	21.100	30.635	1:50.431	184	10	28.430	33.575	22.585	<b>31.628</b>	1:56.218	174
5	26.325	32.536	21.412	31.432	1:51.705	194							
6	26.644	31.992	21.095	30.392	1:50.123	187	<b>84 Zachary RUSSO (NSW) (39th)</b>						
7	27.394	35.198	21.198	30.969	1:54.759	179	1	28.369	34.214	22.495	32.573	1:57.651	180
8	26.682	32.121	<b>20.944</b>	30.747	1:50.494	182	2	<b>27.980</b>	33.990	22.493	32.889	1:57.352	179
9	<b>26.254</b>	<b>31.872</b>	21.041	<b>29.970</b>	<b>1:49.137</b>	195	3	28.510	33.936	<b>22.238</b>	33.917	1:58.601	181
10	27.223	32.410	21.248	30.941	1:51.822	182	4	28.016	<b>33.796</b>	22.251	32.196	<b>1:56.259</b>	180
11	27.016	32.737	21.621	31.840	1:53.214	179	5	28.077	33.883	22.412	32.864	1:57.236	178
							6	28.464	34.523	22.292	32.557	1:57.836	176
<b>71 Hudson AIR (SA) (31th)</b>							7	28.448	33.848	22.385	32.340	1:57.021	176
1	28.944	33.843	21.908	32.253	1:56.948	168	8	28.338	33.811	22.487	32.465	1:57.101	173
2	27.976	33.607	21.975	32.568	1:56.126	184	9	28.616	34.149	22.429	<b>31.955</b>	1:57.149	171
3	<b>27.534</b>	33.421	22.210	32.231	1:55.396	187	10	28.061	34.507	23.056	32.703	1:58.327	174
4	28.032	43.224	22.513	32.969	2:06.738	180							
5	28.793	33.419	22.128	32.072	1:56.412	174	<b>85 Phoenix O'BRIEN (VIC) (35th)</b>						
6	28.072	33.228	21.767	31.878	1:54.945	179	1	27.636	33.708	22.629	32.457	1:56.430	186
7	28.462	<b>32.920</b>	21.822	31.628	1:54.832	172	2	27.744	33.199	22.240	32.884	1:56.067	182
8	27.768	32.957	22.085	<b>31.444</b>	1:54.254	183	3	28.395	33.536	22.204	32.761	1:56.896	174
9	27.598	32.930	<b>21.676</b>	31.828	1:54.032	181	4	28.419	34.096	22.028	32.739	1:57.282	174
10	27.751	32.963	21.680	31.629	<b>1:54.023</b>	180	5	27.971	33.202	21.892	32.844	1:55.909	180



Chief Timekeeper - Scott Lang



Race Director - Tom Williams



**RACE & ROAD SUPERSPORT 300**  
**Qualifying**

 Date: 21/02/25  
 Event: Q01  
 Weather: Sunny - Temp: 21.8C  
 Track: Dry - Temp: 29.4C

 Started at: 13:10:04  
 Laps: 20 Min  
 Starters: 41  
 Posted at: 1:38 PM

**PROVISIONAL SECTOR TIMES**

Lap	Sector 1	Sector 2	Sector 3	Sector 4	Lap Time	Spd	Lap	Sector 1	Sector 2	Sector 3	Sector 4	Lap Time	Spd
6	28.212	33.792	22.274	32.584	1:56.862	175	3	27.333	32.973	21.592	32.299	1:54.197	189
7	27.963	33.139	<b>21.804</b>	<b>32.279</b>	<b>1:55.185</b>	176	4	26.953	32.793	<b>21.154</b>	31.287	1:52.187	194
8	<b>27.734</b>	33.258	22.123	32.440	1:55.555	176	5	26.861	33.052	21.235	<b>30.777</b>	1:51.925	190
9	28.096	<b>32.958</b>	22.057	32.468	1:55.579	173	6	26.865	32.763	21.327	31.308	1:52.263	190
10	27.992	33.784	21.894	32.477	1:56.147	175	7	27.333	32.714	21.532	31.547	1:53.126	183
							8	27.199	33.116	21.264	31.204	1:52.783	182
							9	26.846	<b>32.597</b>	21.201	31.016	<b>1:51.660</b>	186
<b>95 Tara MORRISON (SA) (2nd)</b>							10	27.017	32.936	21.183	31.033	1:52.169	185
1	26.272	32.603	21.509	31.608	1:51.992	190	11	27.724	32.862	21.600	31.315	1:53.501	188
2	26.615	32.334	20.840	30.766	1:50.555	190							
3	<b>25.984</b>	32.289	<b>20.685</b>	30.395	1:49.353	195							
4	27.576	32.591	21.213	30.950	1:52.330	185							
5	26.738	32.366	21.353	30.812	1:51.269	186	<b>222 Lincoln KNIGHT (NSW) (21th)</b>						
6	26.895	38.991	21.131	30.653	1:57.670	186	1	28.665	34.053	21.818	31.714	1:56.250	181
7	26.368	31.961	20.869	30.329	1:49.527	186	2	27.189	32.950	21.637	31.855	1:53.631	186
8	26.097	31.806	20.934	30.603	1:49.440	194	3	27.317	33.156	21.879	32.382	1:54.734	182
9	26.395	<b>31.607</b>	20.946	<b>30.255</b>	<b>1:49.203</b>	194	4	27.245	32.727	21.563	31.637	1:53.172	186
10	26.130	31.834	21.008	31.034	1:50.006	187	5	27.331	32.808	21.507	31.475	1:53.121	182
11	26.918	32.106	21.652	32.567	1:53.243	185	6	27.426	33.129	21.326	31.400	1:53.281	182
							7	27.258	32.881	21.260	31.010	1:52.409	183
							8	<b>26.898</b>	32.624	21.554	<b>30.980</b>	1:52.056	186
<b>98 Tianhao ZHAO (VIC) (38th)</b>							9	27.187	32.455	21.255	31.082	<b>1:51.979</b>	184
1	27.956	33.904	22.372	32.265	1:56.497	174	10	27.109	<b>32.437</b>	21.342	31.257	1:52.145	181
2	27.585	34.132	22.191	32.697	1:56.605	181	11	27.120	32.549	<b>21.241</b>	31.203	1:52.113	180
3	27.843	34.033	<b>22.046</b>	32.326	1:56.248	179							
4	27.725	33.751	22.401	32.369	1:56.246	175	<b>323 Flynn JACOBS (SA) (28th)</b>						
5	28.095	33.906	22.341	32.477	1:56.819	172	1	27.845	33.283	21.669	31.590	1:54.387	180
6	27.630	33.511	22.124	32.378	<b>1:55.643</b>	183	2	27.558	33.210	21.900	31.854	1:54.522	183
7	<b>27.465</b>	33.819	22.177	<b>32.287</b>	1:55.748	177	3	27.977	33.309	<b>21.595</b>	31.686	1:54.567	174
8	27.933	33.578	22.228	32.477	1:56.216	179	4	28.151	33.277	21.720	31.920	1:55.068	181
9	28.005	<b>33.245</b>	22.479	32.680	1:56.409	178	5	27.819	33.206	22.111	31.869	1:55.005	176
10	27.951	33.575	22.203	32.431	1:56.160	178	6	28.316	33.343	21.861	31.561	1:55.081	175
							7	28.001	33.110	21.644	31.619	1:54.374	174
<b>99 Nixon FROST (VIC) (26th)</b>							8	27.586	33.351	22.003	<b>31.142</b>	1:54.082	176
1	27.467	32.890	21.511	30.844	<b>1:52.712</b>	182	9	<b>27.272</b>	<b>32.866</b>	21.674	31.367	<b>1:53.179</b>	179
							10	27.390	33.089	21.647	31.760	1:53.886	179
<b>128 Tyler KING (VIC) (20th)</b>													
1	27.423	34.103	21.845	32.807	1:56.178	188							
2	<b>26.533</b>	34.205	21.830	32.544	1:55.112	197							

\*\*\* ALL RIDERS QUALIFY \*\*\*

The results are provisional until the expiration of the time limit for protests and appeals.



Chief Timekeeper - Scott Lang



Race Director - Tom Williams

