

**KAWASAKI SUPERSPORT**
**Qualifying**


 Date: **21/02/25**  
 Event: **Q02**  
 Weather: **Sunny - Temp: 24.1C**  
 Track: **Dry - Temp: 30.8C**


 Started at: **13:40:02**  
 Laps: **20 Min**  
 Starters: **23**  
 Posted at: **2:08 PM**
**PROVISIONAL CLASSIFICATION**

Pos	No	Name	Machine	Fastest Lap	On Lap	Behind Leader	Behind Prev	Top Speed
1	69	Archie McDONALD (NSW) / Stop & Seal Racing / Shark Leathers / Michelin	Yamaha YZF-R6	1:34.945	5 of 12			261
2	37	Jack MAHAFFY (VIC) / Stop & Seal Racing / FUSport / LS2 Helmets	Yamaha YZF-R6	1:35.258	7 of 12	.313	.313	263
3	5	Olly SIMPSON (SA) / Kawasaki Aust. / LandscapeSupplies.com.au / Maxim Air Conditioning / Pirelli	Kawasaki ZX6R	1:35.355	3 of 9	.410	.097	258
4	44	Tom BRAMICH (VIC) / Apex / Elliott Bros. / Carl Cox M-sport / Ricondi / Nolan / FUSport / YRD / Pirelli	Yamaha YZF-R6	1:36.010	6 of 6	1.065	.655	260
5	22	Declan VAN ROSMALEN (VIC) / Addicted to Track	Yamaha YZF-R6	1:36.202	3 of 11	1.257	.192	262
6	49	Jake FARNSWORTH (NSW) / Worth Race Developments / PirelliMoto / Kingsdene Automotive / YRD	Yamaha YZF-R6	1:36.601	7 of 12	1.656	.399	262
7	26	Cameron SWAIN (QLD) / Shark Leathers / Impeller / Caboolture Yamaha / Yamaha Aust. / Hell Perform.	Yamaha YZF-R6	1:36.636	10 of 10	1.691	.035	261
8	279	Hayden NELSON (NSW) / Kawasaki Aust. / Landscapesupplies.com.au / Maxim Air Conditioning	Kawasaki ZX6R	1:36.650	10 of 10	1.705	.014	253
9	9	Glenn NELSON (QLD) / Stop & Seal Racing / Race & Road / Michelin / XXX Suspension / All Spa Repairs	Yamaha YZF-R6	1:36.661	4 of 8	1.716	.011	258
10	8	Hunter FORD (NSW) / Held Aust. / Made In Germany / Sportcycles Dynotune / Michelin / GAS Imports	Yamaha YZF-R6	1:36.805	2 of 5	1.860	.144	254
11	11	Jesus TORRES CABRERA (NSW) / Port Bike Racing / Hype M-sports / California Superbike School	Yamaha YZF-R6	1:36.834	3 of 9	1.889	.029	257
12	65	Will NASSIF (NSW) / MotoGo Yamaha Race Team / LS2 / Shark Leathers / Anderson Stands	Yamaha YZF-R6	1:37.040	8 of 9	2.095	.206	258
13	13	Marcus HAMOD (NSW) / Motocity / Valor Construction Services / Honda Aust. / Macna / TCX Boots	Honda CBR RR	1:37.748	3 of 4	2.803	.708	256
14	51	Sam PEZZETTA (SA) / Global Axis Import Solutions	Yamaha YZF-R6	1:38.252	2 of 12	3.307	.504	254
15	20	Casey MIDDLETON (QLD) / GowMoto	Yamaha YZF-R6	1:38.436	10 of 10	3.491	.184	253
16	17	Joshua NEWMAN (NSW) / Addicted to Track / Evolution Sports Grp / Independant Safe Access / Cornish M-s	Yamaha YZF-R6	1:38.523	5 of 12	3.578	.087	257
17	12	Levi RUSSO (NSW) / Russo Performance / FUSport	Yamaha YZF-R6	1:38.717	11 of 11	3.772	.194	257
18	72	Ryder GILBERT (SA) / Gilbert Design & Construct / The Insurance Office / Routleys Plumbing	Yamaha YZF-R6	1:39.415	10 of 12	4.470	.698	254
19	18	Liam WATERS (QLD) / Team BWR	Yamaha YZF-R6	1:41.023	6 of 6	6.078	1.608	250
20	4	Simone BOLDRINI (NSW) / Symbolic M-sport Services / TF Moto / Maselli Susp. / BuccimotoAU / Avion	Yamaha YZF-R6	1:41.238	8 of 8	6.293	.215	238
21	48	Shinya MIKAMI (QLD) / Team BWR	Yamaha YZF-R6	1:41.492	4 of 10	6.547	.254	255
22	55	Callum MORRISON (SA) / Michelin / Blucru / YRD / Yamaha	Yamaha YZF-R6	1:42.800	7 of 9	7.855	1.308	247
23	87	Brock QUINLAN (SA) / Unitek Racing / Hoey Racing / Ricondo / Race & Road / FUSport / PH8 Water	Yamaha YZF-R6	1:44.605	4 of 11	9.660	1.805	248

New qualifying record for SS class - Previous: 1:35.187 by Olly SIMPSON (SA) on a Yamaha YZF-R6 set on 07/09/24

\*\*\* ALL RIDERS QUALIFY \*\*\*


 Chief Timekeeper - Scott Lang


 Race Director - Tom Williams


**KAWASAKI SUPERSPORT**  
**Qualifying**

Date: 21/02/25  
Event: Q02  
Weather: Sunny - Temp: 24.1C  
Track: Dry - Temp: 30.8C

Started at: 13:40:02  
Laps: 20 Min  
Starters: 23  
Posted at: 2:08 PM


**PROVISIONAL CLASSIFICATION**

Pos	No	Name	Machine	Fastest Lap	On Lap	Behind Leader	Behind Prev	Top Speed
-----	----	------	---------	-------------	--------	---------------	-------------	-----------

The results are provisional until the expiration of the time limit for protests and appeals.



Chief Timekeeper - Scott Lang



Race Director - Tom Williams



**KAWASAKI SUPERSPORT**  
**Qualifying**


 Date: **21/02/25**  
 Event: **Q02**  
 Weather: **Sunny - Temp: 24.1C**  
 Track: **Dry - Temp: 30.8C**

 Started at: **13:40:02**  
 Laps: **20 Min**  
 Starters: **23**  
 Posted at: **2:08 PM**
**PROVISIONAL LAP TIMES**

No	Name	Lap 1	Lap 2	Lap 3	Lap 4	Lap 5	Lap 6	Lap 7	Lap 8	Lap 9	Lap 10	Lap 11	Lap 12
4	Simone BOLDRINI (NSW)	1:42.305	1:42.995	1:41.714	6:19.509	1:51.804	1:42.027	1:41.411	<b>1:41.238</b>				
5	Olly SIMPSON (SA)	1:39.420	1:35.987	<b>1:35.355</b>	1:35.777	1:36.104	5:56.704	1:38.592	1:39.422	1:36.071			
8	Hunter FORD (NSW)	1:41.577	<b>1:36.805</b>	1:37.281	5:06.956	1:55.773							
9	Glenn NELSON (QLD)	1:41.508	1:37.593	1:36.814	<b>1:36.661</b>	7:32.697	1:38.993	1:37.337	1:53.450				
11	Jesus TORRES CABRERA (NSW)	1:45.583	1:37.364	<b>1:36.834</b>	1:46.339	1:37.391	5:04.769	1:43.829	1:36.916	1:38.116			
12	Levi RUSSO (NSW)	1:40.592	1:40.109	1:39.344	1:39.105	1:57.587	1:39.976	2:02.344	1:41.871	1:39.460	1:39.351	<b>1:38.717</b>	
13	Marcus HAMOD (NSW)	1:43.473	1:37.846	<b>1:37.748</b>	1:37.853								
17	Joshua NEWMAN (NSW)	1:44.456	1:38.808	1:38.616	1:38.940	<b>1:38.523</b>	1:38.673	1:48.198	1:39.546	1:39.788	1:39.453	1:38.903	1:39.375
18	Liam WATERS (QLD)	7:00.591	1:51.493	1:43.463	1:42.023	1:41.450	<b>1:41.023</b>						
20	Casey MIDDLETON (QLD)	1:45.702	1:38.763	1:39.489	1:39.101	1:38.745	1:39.510	2:04.682	1:48.152	1:39.838	<b>1:38.436</b>		
22	Declan VAN ROSMALEN (VIC)	1:43.598	1:37.668	<b>1:36.202</b>	1:36.293	1:36.424	1:36.523	3:04.688	1:41.434	1:37.184	1:36.878	1:36.993	
26	Cameron SWAIN (QLD)	1:49.161	1:38.188	1:37.401	1:38.081	1:37.261	3:13.849	1:43.695	1:36.993	1:36.857	<b>1:36.636</b>		
37	Jack MAHAFFY (VIC)	1:41.801	1:36.190	1:35.536	1:35.517	1:50.657	1:35.607	<b>1:35.258</b>	1:40.121	1:37.663	1:37.554	1:37.579	1:35.497
44	Tom BRAMICH (VIC)	1:43.883	1:36.253	1:36.176	1:37.736	1:57.505	<b>1:36.010</b>						
48	Shinya MIKAMI (QLD)	1:42.866	1:42.531	1:42.588	<b>1:41.492</b>	1:41.971	1:42.307	1:43.910	3:40.964	1:48.161	1:42.503		
49	Jake FARNSWORTH (NSW)	1:38.888	1:36.993	1:39.430	1:36.616	1:36.983	1:38.241	<b>1:36.601</b>	1:37.389	1:38.946	1:37.046	1:41.429	1:41.769
51	Sam PEZZETTA (SA)	1:46.043	<b>1:38.252</b>	1:39.441	1:38.577	1:38.681	1:38.288	1:38.647	1:38.731	1:38.426	1:38.294	1:38.704	1:39.425
55	Callum MORRISON (SA)	1:45.685	1:44.408	1:44.427	1:44.999	5:32.565	1:52.357	<b>1:42.800</b>	1:43.753	1:43.980			
65	Will NASSIF (NSW)	1:42.977	1:37.817	1:51.870	1:37.136	1:40.739	4:36.844	1:51.448	<b>1:37.040</b>	1:38.914			
69	Archie McDONALD (NSW)	1:43.008	1:36.731	1:35.395	1:36.824	<b>1:34.945</b>	1:35.075	1:35.080	1:40.897	1:37.891	1:37.137	1:39.370	1:35.638
72	Ryder GILBERT (SA)	1:48.333	1:41.152	1:42.278	1:40.018	1:39.913	1:40.023	1:39.644	1:43.369	1:41.625	<b>1:39.415</b>	1:39.582	1:39.811
87	Brock QUINLAN (SA)	1:47.039	1:45.486	1:45.758	<b>1:44.605</b>	1:46.981	1:45.595	1:45.867	1:54.277	1:51.997	1:47.002	1:47.071	
279	Hayden NELSON (NSW)	1:42.753	1:38.039	1:36.974	1:40.401	1:36.999	4:49.311	1:42.184	1:39.934	1:37.085	<b>1:36.650</b>		

\*\*\* ALL RIDERS QUALIFY \*\*\*

The results are provisional until the expiration of the time limit for protests and appeals.



Chief Timekeeper - Scott Lang



Race Director - Tom Williams



**KAWASAKI SUPERSPORT**  
**Qualifying**

Date: 21/02/25  
Event: Q02  
Weather: Sunny - Temp: 24.1C  
Track: Dry - Temp: 30.8C

Started at: 13:40:02  
Laps: 20 Min  
Starters: 23  
Posted at: 2:08 PM

**PROVISIONAL SECTOR TIMES**

Lap	Sector 1	Sector 2	Sector 3	Sector 4	Lap Time	Spd	Lap	Sector 1	Sector 2	Sector 3	Sector 4	Lap Time	Spd
<b>4 Simone BOLDRINI (NSW) (20th)</b>							7	28.099	29.267	18.934	27.529	1:43.829 P	
1			1:13.969	29.424	1:43.393		8	23.227	27.924	18.539	27.226	1:36.916	253
2	24.942	29.770	19.278	28.315	1:42.305	238	9	<b>23.100</b>	28.424	<b>18.297</b>	28.295	1:38.116	252
3	24.987	30.265	19.334	28.409	1:42.995	238	<b>12 Levi RUSSO (NSW) (17th)</b>						
4	24.968	<b>29.114</b>	<b>19.186</b>	28.446	1:41.714	236	1		1:15.929	19.871	28.600	2:04.400	
5	25.602	32.955	22.772	4:58.180	6:19.509	234	2	24.105	29.494	18.959	28.034	1:40.592	250
6	31.908	31.278	19.969	28.649	1:51.804 P		3	23.858	29.210	19.142	27.899	1:40.109	252
7	24.748	29.581	19.320	28.378	1:42.027	238	4	23.737	28.975	18.846	27.786	1:39.344	252
8	24.744	29.196	19.282	<b>28.189</b>	1:41.411	235	5	23.646	<b>28.798</b>	18.892	27.769	1:39.105	252
9	<b>24.492</b>	29.159	19.362	28.225	<b>1:41.238</b>	238	6	24.819	35.596	28.187	28.985	1:57.587	252
<b>5 Oilly SIMPSON (SA) (3rd)</b>							7	23.657	28.995	19.137	28.187	1:39.976	254
1	26.084	28.053	18.411	26.872	1:39.420 P		8	23.814	30.298	39.212	29.020	2:02.344	252
2	<b>23.029</b>	28.041	18.116	26.801	1:35.987	257	9	<b>23.598</b>	31.233	19.130	27.910	1:41.871	257
3	23.055	<b>27.577</b>	<b>18.032</b>	<b>26.691</b>	<b>1:35.355</b>	255	10	23.720	28.936	19.059	27.745	1:39.460	254
4	23.110	27.664	18.238	26.765	1:35.777	258	11	23.694	28.905	18.893	27.859	1:39.351	254
5	23.148	27.656	18.198	27.102	1:36.104	258	12	23.622	28.819	<b>18.776</b>	<b>27.500</b>	<b>1:38.717</b>	253
6	<b>23.029</b>	34.395	18.846	4:40.434	5:56.704	255	<b>13 Marcus HAMOD (NSW) (13th)</b>						
7	25.395	27.807	18.218	27.172	1:38.592 P		1	27.682	29.191	18.877	27.723	1:43.473 P	
8	23.273	28.193	18.782	29.174	1:39.422	252	2	23.778	<b>28.181</b>	<b>18.480</b>	27.407	1:37.846	253
9	23.129	27.589	18.227	27.126	1:36.071	254	3	<b>23.472</b>	28.294	18.488	27.494	<b>1:37.748</b>	256
<b>8 Hunter FORD (NSW) (10th)</b>							4	23.597	28.288	18.573	<b>27.395</b>	1:37.853	252
1		1:44.046	19.034	59.451	3:02.531		<b>17 Joshua NEWMAN (NSW) (16th)</b>						
2	27.232	28.772	18.268	27.305	1:41.577 P		1	27.858	29.282	19.152	28.164	1:44.456 P	
3	23.356	<b>28.278</b>	18.188	<b>26.983</b>	<b>1:36.805</b>	253	2	23.858	28.469	18.687	27.794	1:38.808	252
4	<b>23.170</b>	28.509	18.304	27.298	1:37.281	254	3	23.793	28.448	<b>18.677</b>	27.698	1:38.616	247
5	23.540	28.290	<b>18.168</b>	3:56.958	5:06.956	247	4	24.005	28.408	18.763	27.764	1:38.940	248
6	36.364	31.226	19.544	28.639	1:55.773 P		5	23.743	28.339	18.822	<b>27.619</b>	<b>1:38.523</b>	249
<b>9 Glenn NELSON (QLD) (9th)</b>							6	<b>23.690</b>	<b>28.214</b>	18.787	27.982	1:38.673	257
1	26.726	28.689	18.490	27.603	1:41.508 P		7	24.712	35.672	19.280	28.534	1:48.198	247
2	23.750	28.131	18.471	27.241	1:37.593	254	8	24.090	28.543	18.877	28.036	1:39.546	244
3	23.568	27.951	<b>18.268</b>	<b>27.027</b>	1:36.814	256	9	24.055	28.737	18.942	28.054	1:39.788	245
4	<b>23.300</b>	<b>27.847</b>	18.335	27.179	<b>1:36.661</b>	258	10	23.926	28.537	18.919	28.071	1:39.453	245
5	23.328	43.393	19.065	6:06.911	7:32.697	258	11	23.826	28.416	18.823	27.838	1:38.903	247
6	24.933	28.111	18.678	27.271	1:38.993 P		12	24.002	28.590	18.875	27.908	1:39.375	244
7	23.413	28.147	18.426	27.351	1:37.337	257	<b>18 Liam WATERS (QLD) (19th)</b>						
8	23.629	43.178	18.923	27.720	1:53.450	252	1	1:45.446	32.478	19.981	4:22.686	7:00.591	249
<b>11 Jesus TORRES CABRERA (NSW) (11th)</b>							2	31.505	30.999	20.161	28.828	1:51.493 P	
1	29.193	29.586	19.204	27.600	1:45.583 P		3	25.266	29.673	19.745	28.779	1:43.463	248
2	23.645	27.975	18.654	<b>27.090</b>	1:37.364	251	4	24.687	29.446	19.616	28.274	1:42.023	249
3	23.330	<b>27.826</b>	18.538	27.140	<b>1:36.834</b>	254	5	24.356	29.285	19.444	28.365	1:41.450	249
4	23.118	35.568	20.066	27.587	1:46.339	257	6	<b>24.323</b>	<b>29.178</b>	<b>19.361</b>	<b>28.161</b>	<b>1:41.023</b>	249
5	23.410	27.979	18.704	27.298	1:37.391	251	<b>20 Casey MIDDLETON (QLD) (15th)</b>						
6	23.719	29.188	19.424	3:52.438	5:04.769	251							

Chief Timekeeper - Scott Lang

Race Director - Tom Williams





KAWASAKI SUPERSPORT

Qualifying

Date: 21/02/25  
Event: Q02  
Weather: Sunny - Temp: 24.1C  
Track: Dry - Temp: 30.8C

Started at: 13:40:02  
Laps: 20 Min  
Starters: 23  
Posted at: 2:08 PM

PROVISIONAL SECTOR TIMES

Lap	Sector 1	Sector 2	Sector 3	Sector 4	Lap Time	Spd	Lap	Sector 1	Sector 2	Sector 3	Sector 4	Lap Time	Spd
1	27.968	30.039	19.421	28.274	1:45.702 P		10	22.798	27.585	18.451	28.720	1:37.554	263
2	<b>23.607</b>	28.829	18.734	27.593	1:38.763	252	11	23.026	27.549	18.403	28.601	1:37.579	262
3	23.922	28.379	<b>18.522</b>	28.666	1:39.489	253	12	22.935	27.475	18.172	26.915	1:35.497	257
4	23.948	28.821	18.912	<b>27.420</b>	1:39.101	251							
5	23.821	28.677	18.630	27.617	1:38.745	251	<b>44 Tom BRAMICH (VIC) (4th)</b>						
6	23.936	28.702	18.635	28.237	1:39.510	249	1	29.640	28.571	18.494	27.178	1:43.883 P	
7	24.012	43.830	22.504	34.336	2:04.682	246	2	23.284	<b>27.710</b>	18.251	27.008	1:36.253	255
8	26.567	32.500	20.581	28.504	1:48.152	241	3	23.193	27.768	<b>18.173</b>	27.042	1:36.176	256
9	23.890	29.074	18.989	27.885	1:39.838	249	4	<b>23.023</b>	28.247	19.201	27.265	1:37.736	257
10	23.897	<b>28.377</b>	18.677	27.485	<b>1:38.436</b>	248	5	23.072	38.405	27.540	28.488	1:57.505	255
							6	23.124	27.805	18.208	<b>26.873</b>	<b>1:36.010</b>	260
<b>22 Declan VAN ROSMALEN (VIC) (5th)</b>													
1	28.416	28.785	18.528	27.869	1:43.598 P		<b>48 Shinya MIKAMI (QLD) (21th)</b>						
2	23.818	28.362	18.372	27.116	1:37.668	255	1	25.080	29.651	19.406	28.729	1:42.866	247
3	23.071	27.953	18.174	27.004	<b>1:36.202</b>	262	2	24.734	29.412	19.677	28.708	1:42.531	248
4	23.193	27.956	<b>18.134</b>	27.010	1:36.293	255	3	24.627	29.151	19.749	29.061	1:42.588	248
5	23.118	28.192	18.269	<b>26.845</b>	1:36.424	257	4	<b>24.453</b>	<b>29.104</b>	<b>19.414</b>	28.521	<b>1:41.492</b>	255
6	<b>22.953</b>	<b>27.944</b>	18.357	27.269	1:36.523	261	5	24.715	29.309	19.471	28.476	1:41.971	249
7	23.427	28.341	18.513	1:54.407	3:04.688	253	6	24.938	29.136	19.665	28.568	1:42.307	248
8	27.153	28.529	18.460	27.292	1:41.434 P		7	25.005	29.699	20.121	29.085	1:43.910	246
9	23.492	28.190	18.365	27.137	1:37.184	249	8	25.531	29.927	20.442	2:25.064	3:40.964	244
10	23.383	28.072	18.323	27.100	1:36.878	252	9	30.588	29.501	19.633	<b>28.439</b>	1:48.161 P	
11	23.254	28.208	18.345	27.186	1:36.993	251	10	24.592	29.622	19.656	28.633	1:42.503	247
<b>26 Cameron SWAIN (QLD) (7th)</b>													
1		1:23.485	19.645	28.268	2:11.398		<b>49 Jake FARNSWORTH (NSW) (6th)</b>						
2	24.017	38.433	18.937	27.774	1:49.161	250	1	23.672	28.627	19.110	27.479	1:38.888	250
3	23.675	28.344	18.690	27.479	1:38.188	252	2	23.513	27.755	18.617	<b>27.108</b>	1:36.993	257
4	23.419	28.099	18.567	27.316	1:37.401	250	3	25.229	28.377	18.445	27.379	1:39.430	251
5	23.280	28.343	18.743	27.715	1:38.081	249	4	<b>23.295</b>	27.772	18.395	27.154	1:36.616	255
6	23.388	28.047	18.463	27.363	1:37.261	252	5	23.424	27.808	18.474	27.277	1:36.983	252
7	23.236	<b>27.885</b>	18.415	2:04.313	3:13.849	251	6	23.781	28.868	18.426	27.166	1:38.241	249
8	27.314	28.531	19.802	28.048	1:43.695 P		7	23.309	<b>27.726</b>	18.411	27.155	<b>1:36.601</b>	262
9	<b>23.096</b>	28.092	18.393	27.412	1:36.993	261	8	23.565	28.076	18.512	27.236	1:37.389	252
10	23.163	28.041	<b>18.366</b>	27.287	1:36.857	252	9	23.569	29.392	18.528	27.457	1:38.946	248
11	23.174	27.929	18.401	<b>27.132</b>	<b>1:36.636</b>	251	10	23.336	27.913	<b>18.347</b>	27.450	1:37.046	259
							11	25.002	30.202	18.765	27.460	1:41.429	254
							12	23.431	30.406	18.875	29.057	1:41.769	254
<b>37 Jack MAHAFFY (VIC) (2nd)</b>													
1	27.280	28.848	18.639	27.034	1:41.801 P		<b>51 Sam PEZZETTA (SA) (14th)</b>						
2	23.154	27.608	18.218	27.210	1:36.190	257	1	28.876	29.641	19.219	28.307	1:46.043 P	
3	22.903	27.593	18.189	26.851	1:35.536	258	2	<b>23.615</b>	28.597	18.690	<b>27.350</b>	<b>1:38.252</b>	253
4	22.940	27.609	18.201	<b>26.767</b>	1:35.517	258	3	24.431	28.808	18.787	27.415	1:39.441	254
5	25.479	32.666	25.531	26.981	1:50.657	259	4	23.868	28.486	18.724	27.499	1:38.577	248
6	22.782	<b>27.416</b>	18.407	27.002	1:35.607	260	5	23.847	28.635	18.671	27.528	1:38.681	249
7	22.831	27.483	<b>18.128</b>	26.816	<b>1:35.258</b>	258	6	23.776	28.498	18.611	27.403	1:38.288	247
8	22.853	27.609	19.804	29.855	1:40.121	258	7	23.818	28.613	18.664	27.552	1:38.647	248
9	<b>22.760</b>	29.426	18.466	27.011	1:37.663	261	8	23.922	28.494	18.670	27.645	1:38.731	247

Chief Timekeeper - Scott Lang

Race Director - Tom Williams



**KAWASAKI SUPERSPORT**  
**Qualifying**

Date: 21/02/25  
Event: Q02  
Weather: Sunny - Temp: 24.1C  
Track: Dry - Temp: 30.8C


Started at: 13:40:02  
Laps: 20 Min  
Starters: 23  
Posted at: 2:08 PM

**PROVISIONAL SECTOR TIMES**

Lap	Sector 1	Sector 2	Sector 3	Sector 4	Lap Time	Spd	Lap	Sector 1	Sector 2	Sector 3	Sector 4	Lap Time	Spd
<b>72 Ryder GILBERT (SA) (18th)</b>													
9	23.866	<b>28.459</b>	18.640	27.461	1:38.426	247	1	30.276	30.192	19.331	28.534	1:48.333 P	
10	23.731	28.572	<b>18.522</b>	27.469	1:38.294	248	2	24.398	29.225	19.212	28.317	1:41.152	251
11	23.846	28.668	18.610	27.580	1:38.704	248	3	24.023	29.175	19.953	29.127	1:42.278	254
12	23.958	28.963	18.667	27.837	1:39.425	247	4	24.010	28.886	19.036	28.086	1:40.018	249
<b>55 Callum MORRISON (SA) (22th)</b>													
1	25.591	30.837	19.778	29.479	1:45.685	238	5	24.078	<b>28.842</b>	18.988	28.005	1:39.913	249
2	25.142	30.262	19.981	29.023	1:44.408	243	6	23.968	28.971	<b>18.963</b>	28.121	1:40.023	248
3	25.278	30.209	19.574	29.366	1:44.427	242	7	23.973	28.884	<b>18.888</b>	27.899	1:39.644	247
4	25.406	30.733	19.795	29.065	1:44.999	242	8	23.903	31.024	20.187	28.255	1:43.369	247
5	25.276	30.379	20.024	4:16.886	5:32.565	243	9	24.556	29.676	19.184	28.209	1:41.625	252
6	32.261	31.350	19.891	28.855	1:52.357 P		10	<b>23.801</b>	28.844	18.951	27.819	<b>1:39.415</b>	253
7	24.993	<b>29.861</b>	<b>19.299</b>	<b>28.647</b>	<b>1:42.800</b>	247	11	23.863	28.843	19.115	<b>27.761</b>	1:39.582	248
8	<b>24.863</b>	30.189	19.821	28.880	1:43.753	247	12	23.870	29.086	18.973	27.882	1:39.811	247
9	24.902	30.240	19.802	29.036	1:43.980	243	<b>87 Brock QUINLAN (SA) (23th)</b>						
<b>65 Will NASSIF (NSW) (12th)</b>													
1	27.996	28.646	18.626	27.709	1:42.977 P		1	26.081	31.042	20.468	29.448	1:47.039	244
2	23.509	28.188	18.519	27.601	1:37.817	253	2	25.369	30.375	20.333	29.409	1:45.486	247
3	23.650	41.910	18.663	27.647	1:51.870	253	3	25.824	30.204	20.248	29.482	1:45.758	242
4	23.543	<b>27.882</b>	<b>18.347</b>	<b>27.364</b>	1:37.136	254	4	<b>25.229</b>	<b>30.114</b>	<b>20.096</b>	<b>29.166</b>	<b>1:44.605</b>	248
5	23.448	30.872	18.797	27.622	1:40.739	257	5	25.630	30.802	20.393	30.156	1:46.981	242
6	23.384	28.053	18.972	3:26.435	4:36.844	256	6	25.690	30.314	20.291	29.300	1:45.595	238
7	30.675	34.739	18.607	27.427	1:51.448 P		7	25.836	30.428	20.164	29.439	1:45.867	238
8	23.223	27.963	18.488	27.366	<b>1:37.040</b>	258	8	32.262	31.983	20.568	29.464	1:54.277	238
9	<b>23.183</b>	29.271	18.731	27.729	1:38.914	257	9	25.778	35.711	20.693	29.815	1:51.997	241
<b>69 Archie McDONALD (NSW) (1st)</b>													
1	28.412	28.968	18.344	27.284	1:43.008 P		<b>279 Hayden NELSON (NSW) (8th)</b>						
2	23.137	28.204	18.187	27.203	1:36.731	258	1	27.261	28.780	19.134	27.578	1:42.753 P	
3	22.989	27.671	18.054	26.681	1:35.395	260	2	23.786	28.301	18.568	27.384	1:38.039	251
4	22.953	27.774	18.812	27.285	1:36.824	259	3	23.550	<b>27.867</b>	18.414	27.143	1:36.974	248
5	<b>22.866</b>	27.512	<b>17.974</b>	<b>26.593</b>	<b>1:34.945</b>	258	4	23.361	30.688	18.709	27.643	1:40.401	252
6	22.881	<b>27.511</b>	18.054	26.629	1:35.075	258	5	<b>23.338</b>	28.000	18.490	27.171	1:36.999	253
7	22.897	27.554	17.988	26.641	1:35.080	255	6	23.635	28.328	19.049	3:38.299	4:49.311	251
8	24.176	28.688	18.379	29.654	1:40.897	255	7	26.943	28.848	18.955	27.438	1:42.184 P	
9	23.219	29.049	18.462	27.161	1:37.891	257	8	23.470	30.121	18.807	27.536	1:39.934	251
10	23.234	28.436	18.201	27.266	1:37.137	256	9	23.442	28.018	18.414	27.211	1:37.085	251
11	22.991	31.019	18.348	27.012	1:39.370	257	10	23.444	27.881	<b>18.307</b>	<b>27.018</b>	<b>1:36.650</b>	251
12	23.049	27.726	18.119	26.744	1:35.638	261							

\*\*\* ALL RIDERS QUALIFY \*\*\*

The results are provisional until the expiration of the time limit for protests and appeals.



Chief Timekeeper - Scott Lang



Race Director - Tom Williams



KAWASAKI SUPERSPORT  
Qualifying

Date: 21/02/25  
Event: Q02  
Weather: Sunny - Temp: 24.1C  
Track: Dry - Temp: 30.8C


Started at: 13:40:02  
Laps: 20 Min  
Starters: 23  
Posted at: 2:08 PM

PROVISIONAL FASTEST LAPS SEQUENCE

Race Time	No	Name	Machine	Fastest Lap	On Lap
2:23.623	55	Callum MORRISON (SA)	Yamaha YZF-R6	1:45.685	1
2:45.025	44	Tom BRAMICH (VIC)	Yamaha YZF-R6	1:43.883	1
2:45.901	65	Will NASSIF (NSW)	Yamaha YZF-R6	1:42.977	1
2:53.825	37	Jack MAHAFFY (VIC)	Yamaha YZF-R6	1:41.801	1
2:59.160	49	Jake FARNSWORTH (NSW)	Yamaha YZF-R6	1:38.888	1
4:21.278	44	Tom BRAMICH (VIC)	Yamaha YZF-R6	1:36.253	2
4:30.015	37	Jack MAHAFFY (VIC)	Yamaha YZF-R6	1:36.190	2
4:47.158	5	Olly SIMPSON (SA)	Kawasaki ZX6R	1:35.987	2
6:05.551	37	Jack MAHAFFY (VIC)	Yamaha YZF-R6	1:35.536	3
6:19.092	69	Archie McDONALD (NSW)	Yamaha YZF-R6	1:35.395	3
6:22.513	5	Olly SIMPSON (SA)	Kawasaki ZX6R	1:35.355	3
9:30.861	69	Archie McDONALD (NSW)	Yamaha YZF-R6	1:34.945	5

\*\*\* ALL RIDERS QUALIFY \*\*\*

The results are provisional until the expiration of the time limit for protests and appeals.



Chief Timekeeper - Scott Lang



Race Director - Tom Williams



**KAWASAKI SUPERSPORT**  
**Qualifying**

 Date: 21/02/25  
 Event: Q02  
 Weather: Sunny - Temp: 24.1C  
 Track: Dry - Temp: 30.8C


 Started at: 13:40:02  
 Laps: 20 Min  
 Starters: 23  
 Posted at: 2:08 PM

**PROVISIONAL BEST SECTOR TIMES**

Pos	Sector 1		Sector 2		Sector 3		Sector 4		Lap		Ideal	Fastest	Diff
	Name	Time	Name	Time	Name	Time	Name	Time	Name	Time			
1	J. MAHAFFY	22.76	J. MAHAFFY	27.41	A. McDONAL	17.97	A. McDONAL	26.59	A. McDONAL	1:34.944	1:34.945	.001	
2	A. McDONAL	22.86	A. McDONAL	27.51	O. SIMPSON	18.03	O. SIMPSON	26.69	J. MAHAFFY	1:35.071	1:35.258	.187	
3	D. VAN ROS	22.95	O. SIMPSON	27.57	J. MAHAFFY	18.12	J. MAHAFFY	26.76	O. SIMPSON	1:35.329	1:35.355	.026	
4	T. BRAMICH	23.02	T. BRAMICH	27.71	D. VAN ROS	18.13	D. VAN ROS	26.84	T. BRAMICH	1:35.779	1:36.010	.231	
5	O. SIMPSON	23.02	J. FARNSWO	27.72	H. FORD	18.16	T. BRAMICH	26.87	D. VAN ROSM	1:35.876	1:36.202	.326	
6	C. SWAIN	23.09	J. TORRES C	27.82	T. BRAMICH	18.17	H. FORD	26.98	J. TORRES C	1:36.313	1:36.834	.521	
7	J. TORRES C	23.10	G. NELSON	27.84	G. NELSON	18.26	H. NELSON	27.01	G. NELSON	1:36.442	1:36.661	.219	
8	H. FORD	23.17	H. NELSON	27.86	J. TORRES C	18.29	G. NELSON	27.02	J. FARNSWO	1:36.476	1:36.601	.125	
9	W. NASSIF	23.18	W. NASSIF	27.88	H. NELSON	18.30	J. TORRES C	27.09	C. SWAIN	1:36.479	1:36.636	.157	
10	J. FARNSWO	23.29	C. SWAIN	27.88	J. FARNSWO	18.34	J. FARNSWO	27.10	H. NELSON	1:36.530	1:36.650	.120	
11	G. NELSON	23.30	D. VAN ROS	27.94	W. NASSIF	18.34	C. SWAIN	27.13	H. FORD	1:36.599	1:36.805	.206	
12	H. NELSON	23.33	M. HAMOD	28.18	C. SWAIN	18.36	S. PEZZETT	27.35	W. NASSIF	1:36.776	1:37.040	.264	
13	M. HAMOD	23.47	J. NEWMAN	28.21	M. HAMOD	18.48	W. NASSIF	27.36	M. HAMOD	1:37.528	1:37.748	.220	
14	L. RUSSO	23.59	H. FORD	28.27	S. PEZZETT	18.52	M. HAMOD	27.39	C. MIDDLETO	1:37.926	1:38.436	.510	
15	C. MIDDLET	23.60	C. MIDDLET	28.37	C. MIDDLET	18.52	C. MIDDLET	27.42	S. PEZZETTA	1:37.946	1:38.252	.306	
16	S. PEZZETT	23.61	S. PEZZETT	28.45	J. NEWMAN	18.67	L. RUSSO	27.50	J. NEWMAN	1:38.200	1:38.523	.323	
17	J. NEWMAN	23.69	L. RUSSO	28.79	L. RUSSO	18.77	J. NEWMAN	27.61	L. RUSSO	1:38.672	1:38.717	.045	
18	R. GILBERT	23.80	R. GILBERT	28.84	R. GILBERT	18.88	R. GILBERT	27.76	R. GILBERT	1:39.292	1:39.415	.123	
19	L. WATERS	24.32	S. MIKAMI	29.10	S. BOLDRINI	19.18	L. WATERS	28.16	S. BOLDRINI	1:40.981	1:41.238	.257	
20	S. MIKAMI	24.45	S. BOLDRINI	29.11	C. MORRISO	19.29	S. BOLDRINI	28.18	L. WATERS	1:41.023	1:41.023	.000	
21	S. BOLDRINI	24.49	L. WATERS	29.17	L. WATERS	19.36	S. MIKAMI	28.43	S. MIKAMI	1:41.410	1:41.492	.082	
22	C. MORRISO	24.86	C. MORRISO	29.86	S. MIKAMI	19.41	C. MORRISO	28.64	C. MORRISON	1:42.670	1:42.800	.130	
23	B. QUINLAN	25.22	B. QUINLAN	30.11	B. QUINLAN	20.09	B. QUINLAN	29.16	B. QUINLAN	1:44.605	1:44.605	.000	

\*\*\* ALL RIDERS QUALIFY \*\*\*

The results are provisional until the expiration of the time limit for protests and appeals.



Chief Timekeeper - Scott Lang



Race Director - Tom Williams





**KAWASAKI SUPERSPORT**  
**Qualifying**

Date: 21/02/25  
Event: Q02  
Weather: Sunny - Temp: 24.1C  
Track: Dry - Temp: 30.8C


Started at: 13:40:02  
Laps: 20 Min  
Starters: 23  
Posted at: 2:08 PM

**PROVISIONAL RACE INFORMATION**

Time	Description
13:40:02	Event Start
13:49:15	Rider 13 (Marcus HAMOD) CRASHED TURN 6 - RIDER UP
13:49:59	Rider 8 (Hunter FORD) CRASHED TURN 11 - RIDER UP
13:54:29	NEW QUALIFYING RECORD
13:58:53	Rider 18 (Liam WATERS) CRASHED TURN 5 - RIDER UP
14:00:05	Chequered Flag
14:04:11	Event Finish

\*\*\* ALL RIDERS QUALIFY \*\*\*

The results are provisional until the expiration of the time limit for protests and appeals.

  
.....  
Chief Timekeeper - Scott Lang

  
.....  
Race Director - Tom Williams

