

**SW-MOTECH SUPERBIKE**  
**Qualifying**

Date: **22/02/25**  
Event: **Q04**  
Weather: **Sunny - Temp: 21.1C**  
Track: **Dry - Temp: 19.5C**

Started at: **08:05:04**  
Laps: **30 Min**  
Starters: **25**  
Posted at: **8:41 AM**


**PROVISIONAL CLASSIFICATION**

Pos	No	Name	Machine	Fastest Lap	On Lap	Behind Leader	Behind Prev	Top Speed
1	1	Josh WATERS (VIC) / McMartin Racing	Ducati V4R	1:31.026	3 of 7			307
2	13	Anthony WEST (QLD) / Addicted to Track	Yamaha YZF-R1	1:31.048	8 of 9	.022	.022	301
3	46	Mike JONES (QLD) / Yamaha Racing Team / Shop Yamaha / Yamalube / Pirelli	Yamaha YZF-R1	1:31.647	3 of 10	.621	.599	303
4	3	Cameron DUNKER (NSW) / MotoGo Yamaha Race Team / GYTR / YRD / Alpinestars / KYT Helmets / Yamaha	Yamaha YZF-R1	1:32.435	6 of 11	1.409	.788	298
5	11	Broc PEARSON (QLD) / DesmoSport Ducati	Ducati V4R	1:32.580	12 of 13	1.554	.145	307
6	14	Glenn ALLERTON (NSW) / Superbike Advocates Racing	Ducati V4R	1:32.751	4 of 12	1.725	.171	310
7	27	Max STAUFFER (NSW) / Yamaha Racing Team / Shop Yamaha / Yamalube / Pirelli	Yamaha YZF-R1	1:32.984	3 of 13	1.958	.233	301
8	65	Cru HALLIDAY (NSW) / Stop & Seal Racing	Yamaha YZF-R1	1:33.113	13 of 15	2.087	.129	304
9	20	Jonathan NAHLOUS (NSW) / Complete AV / Alpinestars / Yamaha YRD / Anderson Stands / Shark Helmets	Yamaha YZF-R1	1:33.120	11 of 12	2.094	.007	298
10	33	Jack FAVELLE (NSW) / Addicted to Track / Favelle Enterprises / Kabuto Helmets / Fuspport Boots	Yamaha YZF-R1	1:33.248	8 of 13	2.222	.128	300
11	71	Tom EDWARDS (NSW) / Motoschool Racing School / Yamaha / GoPro / Monster	Yamaha YZF-R1	1:33.253	3 of 7	2.227	.005	297
12	308	John LYTRAS (QLD) / Caboolture Yamaha / Ricondi / Race & Road	Yamaha YZF-R1	1:33.299	5 of 11	2.273	.046	295
13	61	Arthur SISSIS (SA) / Stop & Seal Racing / Shoei / Alpinestars	Yamaha YZF-R1	1:33.745	11 of 13	2.719	.446	299
14	7	Tom TOPARIS (NSW) / Stop & Seal Racing / KYT / Leda / Koda / Ganter Group	Yamaha YZF-R1	1:33.886	5 of 14	2.860	.141	300
15	82	Ryan YANKO (QLD) / Addicted To Track	Yamaha YZF-R1	1:34.273	9 of 14	3.247	.387	297
16	12	Matt WALTERS (NSW) / Newcastle Hino	Aprilia RSV4	1:34.675	9 of 10	3.649	.402	302
17	28	Josh SODERLAND (NSW) / Gowanloch M-cycles / Smash Media / Papa Macros / 4SR / Pirelli	Yamaha YZF-R1	1:35.739	3 of 14	4.713	1.064	294
18	8	Charles HOLDING (SA) / MotoJet Garage / The Grinning Dingo	Yamaha YZF-R1	1:36.561	3 of 11	5.535	.822	297
19	10	Noel MAHON (VIC) / IRT M-sports / SE Suspensions / YRD / Race & Road / RS Pipe & Civil	Yamaha YZF-R1	1:36.782	6 of 13	5.756	.221	289
20	70	Mohamad AIZUDDIN (VIC) / Portbike Racing / Hype Motorsport / CCAU	BMW M RR	1:36.784	7 of 14	5.758	.002	287
21	77	Adam SENIOR (WA) / Senior Engineering / Pirelli / Cullys Yamaha / MarinePro West / Silkolene	Yamaha YZF-R1	1:36.963	6 of 7	5.937	.179	286
22	92	Kota HIGUCHI (JAP) / H.L.O. Racing	Suzuki GSXR	1:37.140	11 of 15	6.114	.177	293
23	60	Paul LINKENBAGH (NSW) / Tyrepower Smash Brand Group / 4SR Australia	Yamaha YZF-R1	1:37.432	11 of 11	6.406	.292	288
24	64	Michael KEMP (SA) / SA Pool and Spa Services / Lee's Spot on M-cycles / SM Fabrications	Yamaha YZF-R1	1:39.382	4 of 9	8.356	1.950	292
25	94	Mitchell CARR (WA) / Campbell Road Automotive & M-cycles	Honda CBR RR	1:44.785	11 of 11	13.759	5.403	266

Current qualifying record for SBK class - 1:30.379 by Josh WATERS (VIC) on a Ducati V4R set on 24/02/24

\*\*\* ALL RIDERS QUALIFY \*\*\*

The results are provisional until the expiration of the time limit for protests and appeals.



Chief Timekeeper - Scott Lang



Race Director - Tom Williams



**SW-MOTECH SUPERBIKE**  
**Qualifying**

Date: **22/02/25**  
Event: **Q04**  
Weather: **Sunny - Temp: 21.1C**  
Track: **Dry - Temp: 19.5C**

Started at: **08:05:04**  
Laps: **30 Min**  
Starters: **25**  
Posted at: **8:41 AM**

**PROVISIONAL LAP TIMES**

No	Name	Lap 1	Lap 2	Lap 3	Lap 4	Lap 5	Lap 6	Lap 7	Lap 8	Lap 9	Lap 10
1	Josh WATERS (VIC)	1:46.710	1:31.375	<b>1:31.026</b>	7:17.494	1:45.750	1:31.992	1:40.669			
3	Cameron DUNKER (NSW)	1:38.271	1:33.747	1:32.544	1:33.262	1:32.816	<b>1:32.435</b>	8:08.042	1:38.407	1:36.529	1:33.751
		10	1:32.933								
7	Tom TOPARIS (NSW)	1:44.199	1:36.371	1:34.857	1:38.817	<b>1:33.886</b>	9:17.758	1:40.384	1:34.562	1:34.701	1:34.239
		10	1:34.323	1:49.854	1:35.779	1:37.240					
8	Charles HOLDING (SA)	1:43.475	1:37.127	<b>1:36.561</b>	9:49.495	1:40.844	1:36.958	1:36.663	1:36.670	1:37.289	1:37.535
		10	1:38.073								
10	Noel MAHON (VIC)	1:49.199	1:37.721	1:37.569	1:37.131	1:36.987	<b>1:36.782</b>	4:31.557	1:48.245	1:38.194	1:41.301
		10	5:26.757	1:47.847	1:37.434						
11	Broc PEARSON (QLD)	1:59.047	1:33.046	1:54.924	1:33.044	6:05.192	1:46.910	1:32.937	2:01.381	1:33.955	1:33.022
		10	1:35.233	<b>1:32.580</b>	3:31.386						
12	Matt WALTERS (NSW)	1:49.114	1:35.242	1:35.434	1:35.085	1:35.254	9:08.653	1:40.940	1:35.059	<b>1:34.675</b>	1:48.697
13	Anthony WEST (QLD)	1:44.477	1:49.860	1:31.246	1:41.676	1:31.777	10:59.081	1:40.662	<b>1:31.048</b>	1:31.492	
14	Glenn ALLERTON (NSW)	1:59.850	1:32.793	1:51.923	<b>1:32.751</b>	1:32.804	6:27.752	1:46.286	1:33.283	4:37.017	1:40.005
		10	1:33.190	1:55.493							
20	Jonathan NAHLOUS (NSW)	1:39.622	1:34.498	1:33.673	1:33.137	1:33.452	1:33.508	1:33.294	4:13.667	1:37.493	1:33.309
		10	<b>1:33.120</b>	1:36.379							
27	Max STAUFFER (NSW)	1:42.044	1:34.300	<b>1:32.984</b>	1:42.722	1:33.162	11:44.999	1:42.201	1:33.495	1:34.725	1:33.617
		10	1:33.352	1:33.943	1:34.070						
28	Josh SODERLAND (NSW)	1:50.530	1:37.207	<b>1:35.739</b>	1:35.812	1:35.947	9:16.826	1:41.694	1:39.614	1:36.304	1:37.051
		10	1:35.803	1:36.810	1:36.925	1:35.924					
33	Jack FAVELLE (NSW)	1:43.341	1:35.398	1:33.753	1:41.032	1:33.303	9:59.214	1:40.161	<b>1:33.248</b>	1:33.379	1:36.798
		10	1:41.928	1:38.288	1:47.612						
46	Mike JONES (QLD)	2:03.154	1:33.176	<b>1:31.647</b>	1:32.244	1:31.871	1:36.978	1:32.199	10:47.478	1:39.554	1:33.214
60	Paul LINKENBAGH (NSW)	1:47.157	1:39.709	1:38.786	1:38.544	1:38.621	8:42.925	1:43.955	1:38.571	1:38.579	1:37.471
		10	<b>1:37.432</b>								
61	Arthur SISSIS (SA)	1:46.467	1:38.067	1:34.732	1:34.205	1:40.948	1:34.520	1:34.328	7:09.118	1:45.541	1:34.189
		10	<b>1:33.745</b>	1:44.100	1:36.655						
64	Michael KEMP (SA)	1:52.325	1:40.851	1:41.406	<b>1:39.382</b>	1:39.563	1:39.771	8:59.192	1:50.106	1:40.933	
65	Cru HALLIDAY (NSW)	1:44.119	1:37.442	1:35.087	1:44.789	1:34.729	1:41.349	1:33.916	1:34.057	7:03.472	1:43.352
		10	1:35.473	1:33.475	<b>1:33.113</b>	1:38.828	1:35.496				
70	Mohamad ALIYUDDIN (VIC)	1:44.608	1:37.821	1:37.937	1:37.408	5:26.288	1:44.310	<b>1:36.784</b>	1:37.360	1:37.029	4:44.834
		10	1:43.739	1:37.051	1:37.170	1:37.670					
71	Tom EDWARDS (NSW)	1:40.931	1:33.496	<b>1:33.253</b>	12:00.759	1:49.097	1:35.658	1:36.750			
77	Adam SENIOR (WA)	1:49.394	1:38.233	1:37.346	9:16.302	1:51.388	<b>1:36.963</b>	1:37.884			
82	Ryan YANKO (QLD)	1:44.270	1:36.938	1:36.145	1:35.957	1:34.867	8:49.185	1:40.887	1:34.369	<b>1:34.273</b>	1:43.234
		10	1:34.950	1:34.551	1:35.569	1:34.653					
92	Kota HIGUCHI (JAP)	1:49.237	1:39.203	1:38.930	4:18.724	1:49.755	1:38.257	4:23.539	1:45.466	1:37.729	1:38.540
		10	<b>1:37.140</b>	1:37.602	1:38.148	1:38.304	1:39.104				

Chief Timekeeper - Scott Lang

Race Director - Tom Williams



**SW-MOTECH SUPERBIKE**  
**Qualifying**

Date: 22/02/25  
Event: Q04  
Weather: Sunny - Temp: 21.1C  
Track: Dry - Temp: 19.5C


Started at: 08:05:04  
Laps: 30 Min  
Starters: 25  
Posted at: 8:41 AM

**PROVISIONAL LAP TIMES**


No	Name	Lap 1	Lap 2	Lap 3	Lap 4	Lap 5	Lap 6	Lap 7	Lap 8	Lap 9	Lap 10
94	Mitchell CARR (WA)	1:54.587	1:47.255	1:47.191	1:46.390	1:46.572	8:02.854	1:50.865	1:46.542	1:45.674	1:45.778
10		<b>1:44.785</b>									
308	John LYTRAS (QLD)	1:45.479	1:34.602	1:34.270	1:35.420	<b>1:33.299</b>	11:33.311	1:57.730	1:33.744	1:40.006	1:34.132
10		1:34.023									

\*\*\* ALL RIDERS QUALIFY \*\*\*

The results are provisional until the expiration of the time limit for protests and appeals.



Chief Timekeeper - Scott Lang



Race Director - Tom Williams




**SW-MOTECH SUPERBIKE**  
**Qualifying**

Date: **22/02/25**  
Event: **Q04**  
Weather: **Sunny - Temp: 21.1C**  
Track: **Dry - Temp: 19.5C**

Started at: **08:05:04**  
Laps: **30 Min**  
Starters: **25**  
Posted at: **8:41 AM**

**PROVISIONAL SECTOR TIMES**

Lap	Sector 1	Sector 2	Sector 3	Sector 4	Lap Time	Spd	Lap	Sector 1	Sector 2	Sector 3	Sector 4	Lap Time	Spd
<b>1 Josh WATERS (VIC) (1st)</b>							5	26.942	28.142	18.660	27.100	1:40.844 P	
1	30.796	30.838	18.391	26.685	1:46.710 P		6	23.406	27.870	18.654	27.028	1:36.958	292
2	21.871	26.478	17.559	25.467	1:31.375	305	7	23.126	<b>27.850</b>	18.632	27.055	1:36.663	292
3	<b>21.860</b>	<b>26.348</b>	<b>17.512</b>	<b>25.306</b>	<b>1:31.026</b>	307	8	23.026	27.973	18.681	26.990	1:36.670	292
4	24.819	31.109	20.635	6:00.931	7:17.494	305	9	23.169	28.124	18.772	27.224	1:37.289	293
5	33.978	28.063	18.000	25.709	1:45.750 P		10	23.244	28.199	18.888	27.204	1:37.535	290
6	22.040	26.821	17.718	25.413	1:31.992	307	11	23.190	28.097	18.809	27.977	1:38.073	292
7	22.984	29.383	22.174	26.128	1:40.669	307	<b>10 Noel MAHON (VIC) (19th)</b>						
<b>3 Cameron DUNKER (NSW) (4th)</b>							1	33.006	29.770	19.201	27.222	1:49.199 P	
1	27.672	27.178	17.763	25.658	1:38.271 P		2	23.464	28.634	18.775	26.848	1:37.721	289
2	22.190	27.527	18.099	25.931	1:33.747	298	3	23.191	28.488	18.964	26.926	1:37.569	283
3	<b>22.165</b>	26.912	<b>17.641</b>	25.826	1:32.544	292	4	23.061	28.335	18.795	26.940	1:37.131	286
4	22.233	26.898	17.709	26.422	1:33.262	290	5	23.134	28.391	<b>18.638</b>	<b>26.824</b>	1:36.987	283
5	22.279	26.890	17.823	<b>25.824</b>	1:32.816	290	6	23.048	28.125	18.759	26.850	<b>1:36.782</b>	285
6	22.206	<b>26.694</b>	17.704	25.831	<b>1:32.435</b>	292	7	<b>22.982</b>	<b>28.098</b>	18.846	3:21.631	4:31.557	283
7	22.825	28.251	18.222	6:58.744	8:08.042	290	8	33.576	28.539	19.009	27.121	1:48.245 P	
8	26.280	27.886	18.345	25.896	1:38.407 P		9	23.154	28.212	19.362	27.466	1:38.194	284
9	23.657	27.946	18.629	26.297	1:36.529	293	10	23.370	29.606	20.854	27.471	1:41.301	283
10	22.236	26.868	17.811	26.836	1:33.751	289	11	23.358	28.492	19.555	4:15.352	5:26.757	278
11	22.274	26.859	17.794	26.006	1:32.933	292	12	32.755	28.801	18.992	27.299	1:47.847 P	
<b>7 Tom TOPARIS (NSW) (14th)</b>							13	23.226	28.295	18.844	27.069	1:37.434	283
1	28.809	28.649	18.794	27.947	1:44.199 P		<b>11 Broc PEARSON (QLD) (5th)</b>						
2	23.074	27.913	18.791	26.593	1:36.371	288	1	30.903	40.847	18.995	28.302	1:59.047 P	
3	22.680	27.636	18.197	26.344	1:34.857	297	2	22.412	26.874	17.815	25.945	1:33.046	305
4	22.546	28.009	19.136	29.126	1:38.817	296	3	23.186	33.917	22.027	35.794	1:54.924	303
5	<b>22.406</b>	27.299	<b>18.070</b>	<b>26.111</b>	<b>1:33.886</b>	300	4	22.416	26.896	<b>17.746</b>	25.986	1:33.044	306
6	22.599	29.460	18.491	8:07.208	9:17.758	298	5	22.231	27.591	19.411	4:55.959	6:05.192	307
7	27.549	27.926	18.195	26.714	1:40.384 P		6	26.385	36.826	17.789	25.910	1:46.910 P	
8	22.688	27.201	18.439	26.234	1:34.562	296	7	22.248	26.835	17.821	26.033	1:32.937	307
9	22.852	27.308	18.095	26.446	1:34.701	293	8	26.290	47.771	19.216	28.104	2:01.381	301
10	22.534	<b>27.118</b>	18.128	26.459	1:34.239	300	9	22.230	27.502	18.058	26.165	1:33.955	304
11	22.456	27.502	18.099	26.266	1:34.323	298	10	22.353	<b>26.758</b>	17.979	25.932	1:33.022	303
12	26.891	36.685	19.009	27.269	1:49.854	298	11	24.128	26.943	17.937	26.225	1:35.233	303
13	22.684	28.204	18.478	26.413	1:35.779	298	12	<b>22.171</b>	26.823	17.771	<b>25.815</b>	<b>1:32.580</b>	303
14	22.638	28.544	18.147	27.911	1:37.240	294	13	24.546	32.153	20.249	2:14.438	3:31.386	304
<b>8 Charles HOLDING (SA) (18th)</b>							<b>12 Matt WALTERS (NSW) (16th)</b>						
1	28.929	28.414	18.768	27.364	1:43.475 P		1	32.524	30.693	18.900	26.997	1:49.114 P	
2	23.390	27.978	18.807	26.952	1:37.127	292	2	22.806	27.757	<b>18.029</b>	26.650	1:35.242	298
3	23.148	28.075	<b>18.536</b>	<b>26.802</b>	<b>1:36.561</b>	297	3	22.644	27.463	18.581	26.746	1:35.434	299
4	<b>22.909</b>	28.099	20.931	8:37.556	9:49.495	295	4	22.856	27.523	18.191	26.515	1:35.085	298



Chief Timekeeper - Scott Lang



Race Director - Tom Williams





**SW-MOTECH SUPERBIKE**  
**Qualifying**

Date: **22/02/25**  
Event: **Q04**  
Weather: **Sunny - Temp: 21.1C**  
Track: **Dry - Temp: 19.5C**

Started at: **08:05:04**  
Laps: **30 Min**  
Starters: **25**  
Posted at: **8:41 AM**

**PROVISIONAL SECTOR TIMES**

Lap	Sector 1	Sector 2	Sector 3	Sector 4	Lap Time	Spd	Lap	Sector 1	Sector 2	Sector 3	Sector 4	Lap Time	Spd
5	22.852	27.669	18.170	26.563	1:35.254	298	11	22.321	27.027	17.787	<b>25.985</b>	<b>1:33.120</b>	294
6	26.137	31.281	19.427	7:51.808	9:08.653	296	12	22.840	29.285	17.940	26.314	1:36.379	295
7	28.367	27.951	18.251	26.371	1:40.940 P								
8	<b>22.441</b>	27.551	18.721	<b>26.346</b>	1:35.059	302	<b>27 Max STAUFFER (NSW) (7th)</b>						
9	22.766	<b>27.364</b>	18.052	26.493	<b>1:34.675</b>	299	1	27.475	29.179	18.720	26.670	1:42.044 P	
10	23.301	39.985	18.540	26.871	1:48.697	299	2	22.887	27.301	18.131	25.981	1:34.300	301
							3	<b>22.427</b>	26.889	<b>17.810</b>	<b>25.858</b>	<b>1:32.984</b>	300
							4	27.025	29.858	18.641	27.198	1:42.722	301
<b>13 Anthony WEST (QLD) (2nd)</b>							5	22.494	<b>26.841</b>	17.869	25.958	1:33.162	299
1	28.113	29.486	18.863	28.015	1:44.477 P		6	26.503	28.630	18.988	10:30.878	11:44.999	298
2	22.094	28.097	26.176	33.493	1:49.860	301	7	28.612	28.583	18.570	26.436	1:42.201 P	
3	21.964	26.580	<b>17.460</b>	<b>25.242</b>	1:31.246	299	8	22.565	26.956	17.942	26.032	1:33.495	298
4	25.153	30.231	19.560	26.732	1:41.676	263	9	22.694	27.229	18.434	26.368	1:34.725	301
5	22.106	26.590	17.519	25.562	1:31.777	297	10	22.565	26.974	17.989	26.089	1:33.617	298
6	26.497	30.181	18.978	9:43.425	10:59.081	296	11	22.439	26.950	17.905	26.058	1:33.352	300
7	27.784	27.649	18.473	26.756	1:40.662 P		12	22.499	27.194	18.115	26.135	1:33.943	298
8	<b>21.834</b>	<b>26.373</b>	17.483	25.358	<b>1:31.048</b>	295	13	22.603	27.132	18.116	26.219	1:34.070	298
9	21.903	26.467	17.543	25.579	1:31.492	295							
<b>14 Glenn ALLERTON (NSW) (6th)</b>							<b>28 Josh SODERLAND (NSW) (17th)</b>						
1	26.591	35.150	26.747	31.362	1:59.850 P		1	34.182	29.774	18.886	27.688	1:50.530 P	
2	22.295	26.884	<b>17.774</b>	<b>25.840</b>	1:32.793	308	2	23.404	28.177	18.914	26.712	1:37.207	284
3	26.587	34.985	23.506	26.845	1:51.923	275	3	22.983	27.718	18.549	26.489	<b>1:35.739</b>	290
4	<b>22.123</b>	<b>26.866</b>	17.856	25.906	<b>1:32.751</b>	307	4	23.062	27.696	18.592	26.462	1:35.812	286
5	22.234	26.901	17.785	25.884	1:32.804	309	5	23.179	27.676	18.629	26.463	1:35.947	286
6	27.009	27.605	18.229	5:14.909	6:27.752	309	6	23.511	34.822	19.396	7:59.097	9:16.826	286
7	28.844	31.800	18.813	26.829	1:46.286 P		7	28.418	28.224	<b>18.392</b>	26.660	1:41.694 P	
8	22.306	26.992	17.981	26.004	1:33.283	305	8	<b>22.847</b>	30.720	19.216	26.831	1:39.614	294
9	23.054	33.552	19.227	3:21.184	4:37.017	310	9	23.045	<b>27.674</b>	18.597	26.988	1:36.304	286
10	28.529	27.175	17.878	26.423	1:40.005 P		10	23.138	28.042	19.114	26.757	1:37.051	286
11	22.299	26.950	17.879	26.062	1:33.190	307	11	22.936	27.735	18.672	<b>26.460</b>	1:35.803	285
12	26.895	33.867	24.311	30.420	1:55.493	307	12	23.014	27.934	18.750	27.112	1:36.810	286
							13	23.130	27.879	18.816	27.100	1:36.925	283
<b>20 Jonathan NAHLOUS (NSW) (9th)</b>							14	23.033	27.688	18.576	26.627	1:35.924	285
1	26.341	28.314	18.371	26.596	1:39.622 P		<b>33 Jack FAVELLE (NSW) (10th)</b>						
2	22.770	27.375	18.084	26.269	1:34.498	293	1	28.249	29.290	19.143	26.659	1:43.341 P	
3	22.569	27.028	17.897	26.179	1:33.673	294	2	22.998	27.494	18.624	26.282	1:35.398	298
4	22.393	<b>26.867</b>	<b>17.781</b>	26.096	1:33.137	296	3	22.559	27.263	17.994	<b>25.937</b>	1:33.753	295
5	22.404	26.986	17.858	26.204	1:33.452	294	4	22.663	31.198	19.999	27.172	1:41.032	295
6	22.404	27.024	17.905	26.175	1:33.508	294	5	22.373	<b>27.026</b>	17.902	26.002	1:33.303	299
7	<b>22.286</b>	26.879	17.948	26.181	1:33.294	292	6	24.478	29.531	18.961	8:46.244	9:59.214	295
8	23.344	27.493	18.317	3:04.513	4:13.667	293	7	27.758	27.744	18.448	26.211	1:40.161 P	
9	26.211	27.003	18.183	26.096	1:37.493 P		8	22.356	27.098	<b>17.846</b>	25.948	<b>1:33.248</b>	293
10	22.307	26.973	17.878	26.151	1:33.309	298							

Chief Timekeeper - Scott Lang

Race Director - Tom Williams




**SW-MOTECH SUPERBIKE**  
**Qualifying**

Date: **22/02/25**  
Event: **Q04**  
Weather: **Sunny - Temp: 21.1C**  
Track: **Dry - Temp: 19.5C**

Started at: **08:05:04**  
Laps: **30 Min**  
Starters: **25**  
Posted at: **8:41 AM**

**PROVISIONAL SECTOR TIMES**

Lap	Sector 1	Sector 2	Sector 3	Sector 4	Lap Time	Spd	Lap	Sector 1	Sector 2	Sector 3	Sector 4	Lap Time	Spd
9	22.367	27.161	17.908	25.943	1:33.379	293	12	24.240	31.146	20.815	27.899	1:44.100	295
10	25.243	27.419	18.108	26.028	1:36.798	291	13	22.994	27.947	18.630	27.084	1:36.655	297
11	<b>22.254</b>	33.099	19.408	27.167	1:41.928	300	<b>64 Michael KEMP (SA) (24th)</b>						
12	23.049	28.646	20.248	26.345	1:38.288	291	1	32.373	30.340	19.769	29.843	1:52.325 P	
13	22.517	37.896	19.629	27.570	1:47.612	293	2	24.851	29.032	19.434	27.534	1:40.851	257
<b>46 Mike JONES (QLD) (3rd)</b>							3	25.533	29.152	19.243	27.478	1:41.406	292
1	33.100	33.358	29.631	27.065	2:03.154 P		4	24.194	<b>28.746</b>	<b>19.085</b>	<b>27.357</b>	<b>1:39.382</b>	280
2	22.383	26.970	18.059	25.764	1:33.176	303	5	<b>23.974</b>	28.847	19.225	27.517	1:39.563	285
3	21.986	26.596	<b>17.538</b>	<b>25.527</b>	<b>1:31.647</b>	302	6	24.037	28.929	19.270	27.535	1:39.771	284
4	<b>21.966</b>	26.554	17.772	25.952	1:32.244	300	7	24.299	29.472	19.213	7:46.208	8:59.192	272
5	22.013	<b>26.477</b>	17.641	25.740	1:31.871	299	8	33.178	29.644	19.352	27.932	1:50.106 P	
6	22.151	28.274	20.104	26.449	1:36.978	301	9	24.210	29.171	19.196	28.356	1:40.933	283
7	22.087	26.771	17.658	25.683	1:32.199	300	<b>65 Cru HALLIDAY (NSW) (8th)</b>						
8	22.384	26.829	18.292	9:39.973	10:47.478	301	1	28.581	29.181	19.038	27.319	1:44.119 P	
9	27.205	28.051	18.243	26.055	1:39.554 P		2	23.035	27.757	18.595	28.055	1:37.442	299
10	22.216	26.912	17.992	26.094	1:33.214	298	3	22.822	27.554	18.124	26.587	1:35.087	302
<b>60 Paul LINKENBAGH (NSW) (23th)</b>							4	24.162	32.411	20.650	27.566	1:44.789	300
1	28.411	30.600	19.684	28.462	1:47.157 P		5	22.731	27.442	18.131	26.425	1:34.729	303
2	23.732	29.311	19.268	27.398	1:39.709	279	6	27.100	29.547	18.246	26.456	1:41.349	303
3	23.205	29.107	19.386	27.088	1:38.786	288	7	22.591	27.231	17.930	26.164	1:33.916	301
4	23.334	28.686	19.249	27.275	1:38.544	288	8	22.594	27.176	17.961	26.326	1:34.057	301
5	23.068	28.892	19.167	27.494	1:38.621	284	9	25.980	28.656	18.376	5:50.460	7:03.472	298
6	23.196	28.883	22.548	7:28.298	8:42.925	283	10	30.092	27.772	19.126	26.362	1:43.352 P	
7	28.146	29.143	19.211	27.455	1:43.955 P		11	22.841	27.804	18.372	26.456	1:35.473	304
8	23.380	28.779	19.026	27.386	1:38.571	283	12	22.471	27.014	17.901	26.089	1:33.475	302
9	23.821	28.842	18.818	27.098	1:38.579	281	13	<b>22.341</b>	<b>26.881</b>	<b>17.891</b>	<b>26.000</b>	<b>1:33.113</b>	301
10	23.180	28.589	<b>18.800</b>	<b>26.902</b>	1:37.471	282	14	22.355	29.409	20.139	26.925	1:38.828	300
11	<b>22.982</b>	<b>28.533</b>	18.874	27.043	<b>1:37.432</b>	286	15	22.540	27.639	18.592	26.725	1:35.496	304
<b>61 Arthur SISSIS (SA) (13th)</b>							<b>70 Mohamad AIZUDDIN (VIC) (20th)</b>						
1	29.298	30.997	19.122	27.050	1:46.467 P		1	28.461	29.432	19.411	27.304	1:44.608 P	
2	24.055	28.066	19.254	26.692	1:38.067	299	2	23.598	28.225	18.951	27.047	1:37.821	286
3	22.710	27.561	18.065	26.396	1:34.732	298	3	23.878	28.216	18.889	26.954	1:37.937	276
4	22.600	27.403	18.044	26.158	1:34.205	298	4	23.438	28.099	18.870	27.001	1:37.408	286
5	22.650	32.158	19.368	26.772	1:40.948	298	5	23.716	28.104	18.880	4:15.588	5:26.288	286
6	22.680	27.367	18.137	26.336	1:34.520	294	6	30.457	28.306	18.744	26.803	1:44.310 P	
7	22.605	27.430	18.056	26.237	1:34.328	293	7	<b>23.147</b>	28.147	18.795	<b>26.695</b>	<b>1:36.784</b>	287
8	22.672	30.008	19.924	5:56.514	7:09.118	293	8	23.373	28.311	18.750	26.926	1:37.360	281
9	29.246	28.640	18.805	28.850	1:45.541 P		9	23.423	<b>27.918</b>	18.842	26.846	1:37.029	285
10	22.528	27.373	18.088	26.200	1:34.189	295	10	23.495	27.956	19.590	3:33.793	4:44.834	278
11	<b>22.459</b>	<b>27.282</b>	<b>17.915</b>	<b>26.089</b>	<b>1:33.745</b>	295	11	29.477	28.170	<b>18.690</b>	27.402	1:43.739 P	



Chief Timekeeper - Scott Lang



Race Director - Tom Williams



**SW-MOTECH SUPERBIKE**  
**Qualifying**

Date: **22/02/25**  
Event: **Q04**  
Weather: **Sunny - Temp: 21.1C**  
Track: **Dry - Temp: 19.5C**

Started at: **08:05:04**  
Laps: **30 Min**  
Starters: **25**  
Posted at: **8:41 AM**

**PROVISIONAL SECTOR TIMES**

Lap	Sector 1	Sector 2	Sector 3	Sector 4	Lap Time	Spd	Lap	Sector 1	Sector 2	Sector 3	Sector 4	Lap Time	Spd
12	23.411	27.957	18.845	26.838	1:37.051	286	3	23.674	28.742	18.977	27.537	1:38.930	284
13	23.353	28.037	18.836	26.944	1:37.170	286	4	24.209	29.033	19.455	3:06.027	4:18.724	271
14	23.388	28.538	18.890	26.854	1:37.670	286	5	33.669	29.470	19.050	27.566	1:49.755 P	
							6	23.552	28.629	18.803	27.273	1:38.257	285
<b>71 Tom EDWARDS (NSW) (11th)</b>							7	23.790	28.901	19.287	3:11.561	4:23.539	287
1	27.364	28.261	18.455	26.851	1:40.931 P		8	29.961	29.163	18.958	27.384	1:45.466 P	
2	22.298	27.324	<b>17.752</b>	<b>26.122</b>	1:33.496	294	9	23.444	28.410	<b>18.770</b>	27.105	1:37.729	287
3	<b>22.002</b>	<b>27.213</b>	17.802	26.236	<b>1:33.253</b>	297	10	23.517	28.821	19.190	27.012	1:38.540	288
4	22.431	27.370	18.621	10:52.337	12:00.759	297	11	23.346	<b>28.200</b>	18.870	<b>26.724</b>	<b>1:37.140</b>	288
5	28.528	35.450	18.730	26.389	1:49.097 P		12	<b>23.251</b>	28.450	18.804	27.097	1:37.602	293
6	22.312	29.142	17.986	26.218	1:35.658	295	13	23.378	28.336	18.985	27.449	1:38.148	287
7	22.156	27.308	17.994	29.292	1:36.750	297	14	23.698	28.468	18.905	27.233	1:38.304	286
							15	23.588	28.679	19.283	27.554	1:39.104	286
<b>77 Adam SENIOR (WA) (21th)</b>													
1	31.278	31.036	19.559	27.521	1:49.394 P		<b>94 Mitchell CARR (WA) (25th)</b>						
2	23.577	28.575	18.817	27.264	1:38.233	285	1	30.659	32.595	21.343	29.990	1:54.587 P	
3	23.282	28.481	<b>18.680</b>	26.903	1:37.346	286	2	26.080	31.064	20.917	29.194	1:47.255	248
4	23.906	30.167	20.007	8:02.222	9:16.302	286	3	25.751	31.643	20.952	28.845	1:47.191	252
5	34.462	30.036	19.571	27.319	1:51.388 P		4	25.954	31.272	20.579	28.585	1:46.390	260
6	<b>23.129</b>	<b>28.168</b>	18.778	<b>26.888</b>	<b>1:36.963</b>	283	5	25.658	31.417	20.741	28.756	1:46.572	263
7	23.205	28.313	19.209	27.157	1:37.884	284	6	25.952	31.213	<b>20.324</b>	6:45.365	8:02.854	254
							7	30.021	31.482	20.665	28.697	1:50.865 P	
							8	25.400	30.818	21.016	29.308	1:46.542	266
<b>82 Ryan YANKO (QLD) (15th)</b>							9	25.435	30.773	20.898	<b>28.568</b>	1:45.674	262
1	27.955	29.573	18.937	27.805	1:44.270 P		10	25.334	30.924	20.664	28.856	1:45.778	263
2	23.797	28.254	18.428	26.459	1:36.938	297	11	<b>25.237</b>	<b>30.337</b>	20.354	28.857	<b>1:44.785</b>	256
3	22.871	28.017	18.566	26.691	1:36.145	295							
4	22.908	27.961	18.594	26.494	1:35.957	291	<b>308 John LYTRAS (QLD) (12th)</b>						
5	22.720	27.543	18.256	26.348	1:34.867	296	1	30.973	29.406	18.719	26.381	1:45.479 P	
6	23.351	28.593	19.610	7:37.631	8:49.185	291	2	22.793	27.446	18.106	26.257	1:34.602	290
7	27.655	28.297	18.541	26.394	1:40.887 P		3	22.650	27.330	18.203	26.087	1:34.270	292
8	22.658	27.490	18.070	26.151	1:34.369	290	4	23.747	27.611	18.039	26.023	1:35.420	286
9	<b>22.579</b>	<b>27.312</b>	18.250	<b>26.132</b>	<b>1:34.273</b>	292	5	<b>22.447</b>	<b>27.017</b>	<b>17.765</b>	26.070	<b>1:33.299</b>	295
10	24.283	31.657	20.242	27.052	1:43.234	293	6	28.007	31.182	19.044	10:15.078	11:33.311	286
11	22.813	27.608	18.167	26.362	1:34.950	288	7	30.112	42.634	18.752	26.232	1:57.730 P	
12	22.724	27.469	<b>18.065</b>	26.293	1:34.551	290	8	22.562	27.121	17.907	26.154	1:33.744	291
13	22.707	27.471	18.209	27.182	1:35.569	290	9	26.994	28.999	18.040	<b>25.973</b>	1:40.006	293
14	22.796	27.313	18.068	26.476	1:34.653	287	10	22.463	27.082	18.223	26.364	1:34.132	293
							11	22.610	27.291	18.008	26.114	1:34.023	290
<b>92 Kota HIGUCHI (JAP) (22th)</b>													
1	31.731	30.116	19.072	28.318	1:49.237 P								
2	23.692	29.254	18.872	27.385	1:39.203	283							

\*\*\* ALL RIDERS QUALIFY \*\*\*

The results are provisional until the expiration of the time limit for protests and appeals.

Chief Timekeeper - Scott Lang

Race Director - Tom Williams



SW-MOTECH SUPERBIKE  
Qualifying

Date: 22/02/25  
Event: Q04  
Weather: Sunny - Temp: 21.1C  
Track: Dry - Temp: 19.5C

Started at: 08:05:04  
Laps: 30 Min  
Starters: 25  
Posted at: 8:41 AM

PROVISIONAL FASTEST LAPS SEQUENCE


Race Time	No	Name	Machine	Fastest Lap	On Lap
2:01.387	92	Kota HIGUCHI (JAP)	Suzuki GSXR	1:49.237	1
2:11.185	60	Paul LINKENBAGH (NSW)	Yamaha YZF-R1	1:47.157	1
2:14.213	27	Max STAUFFER (NSW)	Yamaha YZF-R1	1:42.044	1
3:40.590	92	Kota HIGUCHI (JAP)	Suzuki GSXR	1:39.203	2
3:48.513	27	Max STAUFFER (NSW)	Yamaha YZF-R1	1:34.300	2
5:21.497	27	Max STAUFFER (NSW)	Yamaha YZF-R1	1:32.984	3
5:36.393	14	Glenn ALLERTON (NSW)	Ducati V4R	1:32.793	2
5:36.461	13	Anthony WEST (QLD)	Yamaha YZF-R1	1:31.246	3
18:13.604	1	Josh WATERS (VIC)	Ducati V4R	1:31.026	3

\*\*\* ALL RIDERS QUALIFY \*\*\*

The results are provisional until the expiration of the time limit for protests and appeals.



Chief Timekeeper - Scott Lang



Race Director - Tom Williams





**SW-MOTECH SUPERBIKE**  
**Qualifying**

Date: **22/02/25**  
Event: **Q04**  
Weather: **Sunny - Temp: 21.1C**  
Track: **Dry - Temp: 19.5C**


Started at: **08:05:04**  
Laps: **30 Min**  
Starters: **25**  
Posted at: **8:41 AM**

**PROVISIONAL BEST SECTOR TIMES**

Pos	Sector 1		Sector 2		Sector 3		Sector 4		Lap		Ideal	Fastest	Diff
	Name	Time	Name	Time	Name	Time	Name	Time	Name	Time			
1	A. WEST	21.834	J. WATERS	26.348	A. WEST	17.460	A. WEST	25.242	A. WEST	1:30.909	1:31.048	.139	
2	J. WATERS	21.860	A. WEST	26.373	J. WATERS	17.512	J. WATERS	25.306	J. WATERS	1:31.026	1:31.026	.000	
3	M. JONES	21.966	M. JONES	26.477	M. JONES	17.538	M. JONES	25.527	M. JONES	1:31.508	1:31.647	.139	
4	T. EDWARDS	22.002	C. DUNKER	26.694	C. DUNKER	17.641	B. PEARSON	25.815	C. DUNKER	1:32.324	1:32.435	.111	
5	G. ALLERTON	22.123	B. PEARSON	26.758	B. PEARSON	17.746	C. DUNKER	25.824	B. PEARSON	1:32.490	1:32.580	.090	
6	C. DUNKER	22.165	M. STAUFFER	26.841	T. EDWARDS	17.752	G. ALLERTON	25.840	G. ALLERTON	1:32.603	1:32.751	.148	
7	B. PEARSON	22.171	G. ALLERTON	26.866	J. LYTRAS	17.765	M. STAUFFER	25.858	J. NAHLOUS	1:32.919	1:33.120	.201	
8	J. FAVELLE	22.254	J. NAHLOUS	26.867	G. ALLERTON	17.774	J. FAVELLE	25.937	M. STAUFFER	1:32.936	1:32.984	.048	
9	J. NAHLOUS	22.286	C. HALLIDAY	26.881	J. NAHLOUS	17.781	J. LYTRAS	25.973	J. FAVELLE	1:33.063	1:33.248	.185	
10	C. HALLIDAY	22.341	J. LYTRAS	27.017	M. STAUFFER	17.810	J. NAHLOUS	25.985	T. EDWARDS	1:33.089	1:33.253	.164	
11	T. TOPARIS	22.406	J. FAVELLE	27.026	J. FAVELLE	17.846	C. HALLIDAY	26.000	C. HALLIDAY	1:33.113	1:33.113	.000	
12	M. STAUFFER	22.427	T. TOPARIS	27.118	C. HALLIDAY	17.891	A. SISSIS	26.089	J. LYTRAS	1:33.202	1:33.299	.097	
13	M. WALTERS	22.441	T. EDWARDS	27.213	A. SISSIS	17.915	T. TOPARIS	26.111	T. TOPARIS	1:33.705	1:33.886	.181	
14	J. LYTRAS	22.447	A. SISSIS	27.282	M. WALTERS	18.029	T. EDWARDS	26.122	A. SISSIS	1:33.745	1:33.745	.000	
15	A. SISSIS	22.459	R. YANKO	27.312	R. YANKO	18.065	R. YANKO	26.132	R. YANKO	1:34.088	1:34.273	.185	
16	R. YANKO	22.579	M. WALTERS	27.364	T. TOPARIS	18.070	M. WALTERS	26.346	M. WALTERS	1:34.180	1:34.675	.495	
17	J. SODERLAN	22.847	J. SODERLAN	27.674	J. SODERLAN	18.392	J. SODERLAN	26.460	J. SODERLAN	1:35.373	1:35.739	.366	
18	C. HOLDING	22.909	C. HOLDING	27.850	C. HOLDING	18.536	M. AIZUDDIN	26.695	C. HOLDING	1:36.097	1:36.561	.464	
19	N. MAHON	22.982	M. AIZUDDIN	27.918	N. MAHON	18.638	K. HIGUCHI	26.724	M. AIZUDDIN	1:36.450	1:36.784	.334	
20	P. LINKENBA	22.982	N. MAHON	28.098	A. SENIOR	18.680	C. HOLDING	26.802	N. MAHON	1:36.542	1:36.782	.240	
21	A. SENIOR	23.129	A. SENIOR	28.168	M. AIZUDDIN	18.690	N. MAHON	26.824	A. SENIOR	1:36.865	1:36.963	.098	
22	M. AIZUDDIN	23.147	K. HIGUCHI	28.200	K. HIGUCHI	18.770	A. SENIOR	26.888	K. HIGUCHI	1:36.945	1:37.140	.195	
23	K. HIGUCHI	23.251	P. LINKENBA	28.533	P. LINKENBA	18.800	P. LINKENBA	26.902	P. LINKENBAG	1:37.217	1:37.432	.215	
24	M. KEMP	23.974	M. KEMP	28.746	M. KEMP	19.085	M. KEMP	27.357	M. KEMP	1:39.162	1:39.382	.220	
25	M. CARR	25.237	M. CARR	30.337	M. CARR	20.324	M. CARR	28.568	M. CARR	1:44.466	1:44.785	.319	

\*\*\* ALL RIDERS QUALIFY \*\*\*

The results are provisional until the expiration of the time limit for protests and appeals.



Chief Timekeeper - Scott Lang



Race Director - Tom Williams



**SW-MOTECH SUPERBIKE**  
**Qualifying**

Date: **22/02/25**  
Event: **Q04**  
Weather: **Sunny - Temp: 21.1C**  
Track: **Dry - Temp: 19.5C**

Started at: **08:05:04**  
Laps: **30 Min**  
Starters: **25**  
Posted at: **8:41 AM**

**PROVISIONAL RACE INFORMATION**

<b>Time</b>	<b>Description</b>
-------------	--------------------

08:05:04	Event Start
08:35:07	Chequered Flag
08:38:53	Event Finish

\*\*\* ALL RIDERS QUALIFY \*\*\*

The results are provisional until the expiration of the time limit for protests and appeals.

  
.....  
Chief Timekeeper - Scott Lang

  
.....  
Race Director - Tom Williams

