


RACE & ROAD SUPERSPORT 300
Race 1


Date: **21/02/25**
Event: **R01**
Weather: **Sunny - Temp: 23.0C**
Track: **Dry - Temp: 34.5C**

Started at: **17:05:43**
Laps: **8**
Starters: **41**
Posted at: **8:16 AM**
AMENDED CLASSIFICATION

Pos	No	Name	Machine	Laps	Race Time	Behind Leader	Behind Prev	Fastest Lap	On Lap
1	95	Tara MORRISON (SA) / Fearless M-c / Alpinestars / Active Tree Serv. / Nightmare Designs / Morgans Cranes	Kawasaki Ninja	8	14:50.199			1:49.779	8
2	33	Jordy SIMPSON (SA) / YRD / Yamaha Aust. / Simpson Crash / Simpson Signs	Yamaha YZF-R3	8	14:50.257	.058	.058	1:49.143	8
3	39	Scott NICHOLSON (VIC) / Traction Control M-sport / G. Williams M-cycle Eng. / RST Moto / KYT / Michelin	Kawasaki Ninja	8	14:50.260	.061	.003	1:49.123	7
4	7	Oliver SHORT (VIC) / Highside / 1Self / FUSport / Handcrafted Homes / Racelines / PROrace	Kawasaki Ninja	8	14:50.822	.623	.562	1:47.924	8
5	5	Jake SENIOR (VIC) / Boltions / JLB Construction / Luxe Hair Lab / Boyers	Yamaha YZF-R3	8	14:50.846	.647	.024	1:49.286	7
6	41	Hudson THOMPSON (NSW) / I & K Excavations / MotoStars / 4SR / RS&C	Yamaha YZF-R3	8	14:50.892	.693	.046	1:48.768	7
7	67	Tom NICOLSON (VIC) / LS2 Helmets / Calder Auto Electrics / Ord's M-cycles Ararat / Tint NV	Kawasaki Ninja	8	14:50.899	.700	.007	1:49.214	7
8	59	Sam DRANE (NSW) / Estenson Racing	Yamaha YZF-R3	8	14:51.150	.951	.251	1:49.162	7
9	66	Mitch SIMPSON (SA) / YRD / Yamaha Aust. / Simpson Crash / Simpson Signs	Yamaha YZF-R3	8	14:51.287	1.088	.137	1:49.205	7
10	55	Jake PAIGE (QLD) / Champions Ride Days / Dunlop / Kawasaki	Kawasaki Ninja	8	14:51.988	1.789	.701	1:48.849	8
11	48	Valentino KNEZOVIC (NSW) / Motocity / Excite / Billetta Imports	Yamaha YZF-R3	8	14:52.110	1.911	.122	1:49.410	7
12	22	Jai RUSSO (NSW) / Russo Performance / FUSport	Yamaha YZF-R3	8	14:52.324	2.125	.214	1:49.573	8
13	68	Ryan LARKIN (VIC) / Drysdale's Chaff / Scrivens Honda	Yamaha YZF-R3	8	14:53.082	2.883	.758	1:49.886	5
14	60	David COWARD (TAS) / LRG / Webb Racing / Bridgestone / Spectrum / Mustard	Kawasaki Ninja	8	14:58.494	8.295	5.412	1:50.597	3
15	34	Seth DELLOW (SA) / Team BWR / Murrundi Ferry Services	Yamaha YZF-R3	8	14:58.817	8.618	.323	1:50.129	4
16	99	Nixon FROST (VIC)	Yamaha YZF-R3	8	14:58.855	8.656	.038	1:50.052	5
17	43	John PELGRAVE (QLD) / Marty's Moto Repairs / Fauna Solutions / MDG Bike / A&P Electrical	Yamaha YZF-R3	8	14:59.009	8.810	.154	1:50.754	4
18	128	Tyler KING (VIC)	Kawasaki Ninja	8	14:59.168	8.969	.159	1:50.329	4
19	11	Nikolas LAZOS (VIC) / Stop & Seal Racing / Macbuild / Clean to You / City MX / Karora.au	Yamaha YZF-R3	8	14:59.250	9.051	.082	1:50.639	4
20	31	Toby JAMES (VIC) / Ricondi / Race & Road	Yamaha YZF-R3	8	14:59.881	9.682	.631	1:50.644	4
21	32	Mitchel CARRICK (VIC) / Grinning Dingo / Shoei Helmets / Race & Road / RBT Suppliers / Axle Armor	Kawasaki Ninja	8	15:04.545	14.346	4.664	1:49.927	6
22	222	Lincoln KNIGHT (NSW) / Astina / Knights Fencing / Ricondi Race & Road / Penrite Oil / Excite M-sports	Yamaha YZF-R3	8	15:07.804	17.605	3.259	1:51.550	4
23	61	Rossi McADAM (WA) / Ma17tin Coaching / Premier Service Aust. / 61 Club / TJI Solutions / EAC Systems	Yamaha YZF-R3	8	15:07.919	17.720	.115	1:51.128	4
24	37	Alexander CODEY (NSW) / Spartan Creative / Impact Smash Repairs / Bridgestone / Whites Racing Products	Yamaha YZF-R3	8	15:07.999	17.800	.080	1:51.999	4
25	23	Matthew RITTER (VIC) / GC Racing	Yamaha YZF-R3	8	15:08.116	17.917	.117	1:51.451	4



Chief Timekeeper - Scott Lang



Race Director - Tom Williams


RACE & ROAD SUPERSPORT 300
Race 1

Date: **21/02/25**
Event: **R01**
Weather: **Sunny - Temp: 23.0C**
Track: **Dry - Temp: 34.5C**

Started at: **17:05:43**
Laps: **8**
Starters: **41**
Posted at: **8:16 AM**
AMENDED CLASSIFICATION


Pos	No	Name	Machine	Laps	Race Time	Behind Leader	Behind Prev	Fastest Lap	On Lap
26	42	Riley NAUTA (QLD) / Champion's Ride Days / Dunlop / Kawasaki	Kawasaki Ninja	8	15:16.400	26.201	8.284	1:50.198	3
27	63	Mitchell CARTWRIGHT (NSW) / Motocity / Complete AV / FSport / Tactical Recovery / AGV / Ricondi	Yamaha YZF-R3	8	15:28.267	38.068	11.867	1:52.877	6
28	323	Flynn JACOBS (SA) / Enzed Adelaide	Yamaha YZF-R3	8	15:28.758	38.559	.491	1:53.494	2
29	28	Zane BECKINSALE (NSW) / MotoSchool	Yamaha YZF-R3	8	15:30.901	40.702	2.143	1:53.726	8
30	4	Ethan DELLOW (SA) / Team BWR / Murrundi Ferry Services	Yamaha YZF-R3	8	15:31.582	41.383	.681	1:54.251	8
31	85	Phoenix O'BRIEN (VIC) / MotoGo Yamaha Race Team	Yamaha YZF-R3	8	15:31.613	41.414	.031	1:54.387	8
32	71	Hudson AIR (SA) / Butterfields Services (Aust) Pty Ltd	Yamaha YZF-R3	8	15:31.879	41.680	.266	1:53.378	8
33	46	William HUNT (NSW) / Project 46 / Knight Designs / AT1 Pro Race Suits / Picture Me Rollin / Loadlink	Yamaha YZF-R3	8	15:32.048	41.849	.169	1:54.204	8
34	83	Alvin WU (QLD) / Addicted to Track	Yamaha YZF-R3	8	15:40.636	50.437	8.588	1:55.288	4
35	36	Caiden BUNWORTH (VIC) / Core24 Health & Fitness	Kawasaki Ninja	8	15:46.452	56.253	5.816	1:55.451	3
36	84	Zachary RUSSO (NSW) / Secure Building Solutions	Yamaha YZF-R3	8	15:56.387	1:06.188	9.935	1:56.203	3
37	18	Elijah ANDREW (NSW) / MotoSchool	Yamaha YZF-R3	8	15:59.266	1:09.067	2.879	1:57.261	8
DNF	78	Josh UNDERWOOD (VIC) / Metcher Motorsport / Trevs TT Tours	Yamaha YZF-R3	6	11:42.402	1 Lap		1:53.798	6
DNF	56	Oscar LEWIS (NSW) / MotoSchool Race Team	Yamaha YZF-R3	4	7:37.335	3 Laps		1:50.605	4
DSQ	98	Tianhao ZHAO (VIC) / Moto Ridenow / GB Racing / SBS	Yamaha YZF-R3	8	15:36.597	46.398		1:55.142	4
DSQ	6	Scott McINTOSH (VIC) / Sleekline Installations	Yamaha YZF-R3	8	16:23.798	1:33.599	47.201	2:00.349	3

Fastest Lap was 1:47.924 by 7 Oliver SHORT (VIC)

*** AMENDMENT: #6 (S. McINTOSH) & #98 (T. ZHAO) disqualified for breaching ASBK Sporting Regulation 4.26.6 in relation to minimum weight ***

*** Rider 32 (Mitchel CARRICK (VIC)) - 10 second penalty imposed by Clerk of Course for jumped start - started in wrong grid spot ***

The results are provisional until the expiration of the time limit for protests and appeals.



Chief Timekeeper - Scott Lang



Race Director - Tom Williams



RACE & ROAD SUPERSPORT 300

Race 1

Date: **21/02/25**
 Event: **R01**
 Weather: **Sunny - Temp: 23.0C**
 Track: **Dry - Temp: 34.5C**

Started at: **17:05:43**
 Laps: **8**
 Starters: **41**
 Posted at: **8:16 AM**

AMENDED LAP TIMES

No	Name	Lap 1	Lap 2	Lap 3	Lap 4	Lap 5	Lap 6	Lap 7	Lap 8
4	Ethan DELLOW (SA)	2:05.419	1:55.261	1:55.417	1:55.398	1:55.381	1:55.106	1:55.349	1:54.251
5	Jake SENIOR (VIC)	1:58.854	1:50.641	1:50.528	1:50.088	1:50.201	1:51.404	1:49.286	1:49.844
6	Scott McINTOSH (VIC)	2:12.446	2:01.791	2:00.349	2:01.892	2:02.024	2:01.510	2:02.049	2:01.737
7	Oliver SHORT (VIC)	1:58.659	1:50.377	1:50.494	1:51.161	1:49.090	1:51.823	1:51.294	1:47.924
11	Nikolas LAZOS (VIC)	2:01.023	1:51.322	1:51.319	1:50.639	1:51.100	1:51.287	1:50.997	1:51.563
18	Elijah ANDREW (NSW)	2:15.500	1:58.431	1:57.756	1:57.374	1:57.807	1:57.650	1:57.487	1:57.261
22	Jai RUSSO (NSW)	2:00.193	1:50.879	1:50.411	1:50.941	1:49.720	1:50.531	1:50.076	1:49.573
23	Matthew RITTER (VIC)	2:02.975	1:51.837	1:52.294	1:51.451	1:52.866	1:52.606	1:51.734	1:52.353
28	Zane BECKINSALE (NSW)	2:07.789	1:55.728	1:54.689	1:54.384	1:55.086	1:54.932	1:54.567	1:53.726
31	Toby JAMES (VIC)	2:01.150	1:51.773	1:51.125	1:50.644	1:50.821	1:52.181	1:50.903	1:51.284
32	Mitchel CARRICK (VIC)	2:01.691	1:50.613	1:50.902	1:51.258	1:50.044	1:49.927	1:49.968	1:50.142
33	Jordy SIMPSON (SA)	1:58.660	1:50.266	1:50.584	1:50.446	1:49.761	1:51.953	1:49.444	1:49.143
34	Seth DELLOW (SA)	2:00.280	1:50.613	1:50.659	1:50.129	1:50.541	1:52.436	1:52.370	1:51.789
36	Caiden BUNWORTH (VIC)	2:09.333	1:56.552	1:55.451	1:56.007	1:56.047	1:57.391	1:58.178	1:57.493
37	Alexander CODEY (NSW)	2:01.151	1:52.006	1:52.187	1:51.999	1:52.806	1:53.514	1:52.031	1:52.305
39	Scott NICHOLSON (VIC)	1:58.601	1:50.219	1:50.620	1:50.207	1:50.082	1:51.505	1:49.123	1:49.903
41	Hudson THOMPSON (NSW)	1:59.047	1:50.699	1:49.799	1:51.996	1:48.928	1:51.895	1:48.768	1:49.760
42	Riley NAUTA (QLD)	2:00.132	1:50.440	1:50.198	1:51.038	1:50.235	2:08.450	1:52.340	1:53.567
43	John PELGRAVE (QLD)	2:00.827	1:51.519	1:51.425	1:50.754	1:50.935	1:50.908	1:50.912	1:51.729
46	William HUNT (NSW)	2:04.987	1:55.671	1:55.942	1:55.306	1:55.130	1:54.937	1:55.871	1:54.204
48	Valentino KNEZOVIC (NSW)	1:59.524	1:51.161	1:51.198	1:50.565	1:50.338	1:49.794	1:49.410	1:50.120
55	Jake PAIGE (QLD)	2:02.417	1:51.283	1:49.996	1:50.333	1:49.645	1:49.079	1:50.386	1:48.849
56	Oscar LEWIS (NSW)	2:03.038	1:51.834	1:51.858	1:50.605				
59	Sam DRANE (NSW)	1:59.004	1:50.533	1:51.080	1:51.780	1:49.798	1:50.155	1:49.162	1:49.638
60	David COWARD (TAS)	2:02.059	1:50.964	1:50.597	1:51.046	1:51.120	1:50.882	1:50.752	1:51.074
61	Rossi McADAM (WA)	2:02.531	1:52.078	1:52.801	1:51.128	1:52.032	1:53.007	1:52.238	1:52.104
63	Mitchell CARTWRIGHT (NSW)	2:09.754	1:56.071	1:53.529	1:53.246	1:54.759	1:52.877	1:53.865	1:54.166
66	Mitch SIMPSON (SA)	1:59.165	1:50.642	1:49.709	1:50.735	1:50.120	1:51.479	1:49.205	1:50.232
67	Tom NICOLSON (VIC)	1:59.274	1:51.464	1:50.246	1:50.550	1:49.263	1:51.408	1:49.214	1:49.480
68	Ryan LARKIN (VIC)	1:59.031	1:50.871	1:50.632	1:50.516	1:49.886	1:51.666	1:50.421	1:50.059
71	Hudson AIR (SA)	2:04.588	1:56.100	1:55.721	1:56.080	1:55.122	1:55.896	1:54.994	1:53.378
78	Josh UNDERWOOD (VIC)	2:08.252	1:55.972	1:56.412	1:53.940	1:54.028	1:53.798		
83	Alvin WU (QLD)	2:09.352	1:56.122	1:55.975	1:55.288	1:55.749	1:56.070	1:56.440	1:55.640
84	Zachary RUSSO (NSW)	2:07.658	1:57.116	1:56.203	2:02.006	1:58.561	1:58.220	1:58.104	1:58.519
85	Phoenix O'BRIEN (VIC)	2:05.500	1:55.621	1:55.406	1:55.176	1:55.135	1:55.712	1:54.676	1:54.387
95	Tara MORRISON (SA)	1:58.934	1:50.644	1:50.212	1:50.209	1:50.089	1:50.213	1:50.119	1:49.779
98	Tianhao ZHAO (VIC)	2:07.714	1:56.516	1:55.176	1:55.142	1:55.550	1:55.332	1:55.450	1:55.717
99	Nixon FROST (VIC)	2:02.593	1:51.985	1:50.698	1:50.254	1:50.052	1:50.505	1:50.867	1:51.901
128	Tyler KING (VIC)	2:02.237	1:51.715	1:50.370	1:50.329	1:50.640	1:51.014	1:51.196	1:51.667
222	Lincoln KNIGHT (NSW)	2:03.150	1:51.857	1:51.697	1:51.550	1:53.498	1:51.903	1:52.045	1:52.104
323	Flynn JACOBS (SA)	2:03.724	1:53.494	1:54.925	1:55.717	1:55.924	1:55.716	1:54.692	1:54.566

*** AMENDMENT: #6 (S. McINTOSH) & #98 (T. ZHAO) disqualified for breaching ASBK Sporting Regulation 4.26.6 in relation to minimum weight ***

*** Rider 32 (Mitchel CARRICK (VIC)) - 10 second penalty imposed by Clerk of Course for jumped start - started in wrong grid spot ***

The results are provisional until the expiration of the time limit for protests and appeals.

Chief Timekeeper - Scott Lang

Race Director - Tom Williams



RACE & ROAD SUPERSPORT 300

Race 1

Date: 21/02/25
Event: R01
Weather: Sunny - Temp: 23.0C
Track: Dry - Temp: 34.5C

Started at: 17:05:43
Laps: 8
Starters: 41
Posted at: 8:16 AM

AMENDED SECTOR TIMES

Lap	Sector 1	Sector 2	Sector 3	Sector 4	Lap Time	Spd	Lap	Sector 1	Sector 2	Sector 3	Sector 4	Lap Time	Spd
4 Ethan DELLOW (SA) (30th)							3	26.710	32.377	21.170	31.062	1:51.319	188
1	37.168	34.302	21.946	32.003	2:05.419	160	4	26.800	31.880	21.147	30.812	1:50.639	189
2	27.509	33.544	22.366	31.842	1:55.261	186	5	26.941	32.460	21.089	30.610	1:51.100	189
3	28.652	33.038	21.917	31.810	1:55.417	166	6	26.811	32.429	21.273	30.774	1:51.287	188
4	28.508	32.995	21.828	32.067	1:55.398	174	7	26.617	32.521	21.406	30.453	1:50.997	190
5	28.274	32.908	22.090	32.109	1:55.381	174	8	27.206	32.460	21.158	30.739	1:51.563	190
6	28.476	33.420	21.586	31.624	1:55.106	178	18 Elijah ANDREW (NSW) (37th)						
7	28.553	33.152	21.860	31.784	1:55.349	171	1	46.112	34.584	22.443	32.361	2:15.500	156
8	27.834	32.533	21.887	31.997	1:54.251	177	2	28.697	34.230	22.437	33.067	1:58.431	176
5 Jake SENIOR (VIC) (5th)							3	28.707	34.183	22.536	32.330	1:57.756	174
1	34.251	32.903	20.921	30.779	1:58.854	159	4	28.536	34.108	22.286	32.444	1:57.374	174
2	26.454	32.511	20.805	30.871	1:50.641	189	5	28.669	34.114	22.478	32.546	1:57.807	174
3	26.851	32.353	20.989	30.335	1:50.528	193	6	28.685	34.064	22.453	32.448	1:57.650	173
4	26.455	32.113	20.806	30.714	1:50.088	194	7	28.588	33.987	22.492	32.420	1:57.487	174
5	26.729	32.379	20.724	30.369	1:50.201	190	8	28.487	34.006	22.456	32.312	1:57.261	174
6	26.125	33.103	21.111	31.065	1:51.404	197	22 Jai RUSSO (NSW) (12th)						
7	26.114	31.871	20.801	30.500	1:49.286	192	1	34.733	33.396	21.216	30.848	2:00.193	150
8	26.328	32.310	20.618	30.588	1:49.844	192	2	26.311	32.951	21.105	30.512	1:50.879	196
6 Scott McINTOSH (VIC) (DSQ)							3	26.344	32.531	20.947	30.589	1:50.411	198
1	39.730	35.514	23.224	33.978	2:12.446	151	4	26.200	32.308	21.599	30.834	1:50.941	196
2	29.461	35.494	23.266	33.570	2:01.791	170	5	26.441	31.899	20.945	30.435	1:49.720	190
3	28.843	34.938	23.195	33.373	2:00.349	171	6	26.496	32.393	20.931	30.711	1:50.531	194
4	29.699	34.975	23.392	33.826	2:01.892	165	7	26.448	32.298	20.785	30.545	1:50.076	197
5	29.723	35.381	23.377	33.543	2:02.024	163	8	26.291	32.354	20.643	30.285	1:49.573	188
6	29.873	35.071	23.177	33.389	2:01.510	163	23 Matthew RITTER (VIC) (25th)						
7	30.080	35.266	23.076	33.627	2:02.049	161	1	36.293	33.814	21.541	31.327	2:02.975	159
8	29.784	35.278	23.277	33.398	2:01.737	159	2	26.861	32.745	21.407	30.824	1:51.837	192
7 Oliver SHORT (VIC) (4th)							3	26.677	32.839	21.758	31.020	1:52.294	195
1	33.722	32.715	21.008	31.214	1:58.659	145	4	26.931	32.779	21.062	30.679	1:51.451	191
2	26.780	32.021	20.956	30.620	1:50.377	184	5	27.187	33.017	21.600	31.062	1:52.866	180
3	26.812	32.247	20.925	30.510	1:50.494	186	6	27.083	33.258	21.471	30.794	1:52.606	182
4	27.047	32.739	21.110	30.265	1:51.161	174	7	27.127	32.578	21.416	30.613	1:51.734	184
5	26.333	31.699	20.726	30.332	1:49.090	192	8	27.625	32.425	21.679	30.624	1:52.353	182
6	26.733	32.734	21.572	30.784	1:51.823	183	28 Zane BECKINSALE (NSW) (29th)						
7	26.676	33.840	20.450	30.328	1:51.294	189	1	38.068	34.640	22.617	32.464	2:07.789	157
8	25.619	31.743	20.532	30.030	1:47.924	195	2	27.755	33.790	22.097	32.086	1:55.728	183
11 Nikolas LAZOS (VIC) (19th)							3	27.723	33.264	22.013	31.689	1:54.689	180
1	35.101	33.642	21.204	31.076	2:01.023	159	4	27.806	33.033	21.857	31.688	1:54.384	178
2	26.901	32.182	21.031	31.208	1:51.322	190	5	27.849	33.828	21.896	31.513	1:55.086	185

Chief Timekeeper - Scott Lang

Race Director - Tom Williams



RACE & ROAD SUPERSPORT 300
Race 1

Date: **21/02/25**
Event: **R01**
Weather: **Sunny - Temp: 23.0C**
Track: **Dry - Temp: 34.5C**

Started at: **17:05:43**
Laps: **8**
Starters: **41**
Posted at: **8:16 AM**

AMENDED SECTOR TIMES

Lap	Sector 1	Sector 2	Sector 3	Sector 4	Lap Time	Spd	Lap	Sector 1	Sector 2	Sector 3	Sector 4	Lap Time	Spd
6	28.450	33.705	21.653	31.124	1:54.932	183	36 Caiden BUNWORTH (VIC) (35th)						
7	28.224	33.369	21.635	31.339	1:54.567	181	1	38.423	34.676	22.487	33.747	2:09.333	156
8	27.735	32.995	21.746	31.250	1:53.726	178	2	27.797	33.943	22.341	32.471	1:56.552	177
							3	27.853	33.543	22.272	31.783	1:55.451	183
31 Toby JAMES (VIC) (20th)							4	28.040	33.580	22.046	32.341	1:56.007	183
1	34.927	34.201	21.331	30.691	2:01.150	153	5	27.584	33.765	21.863	32.835	1:56.047	180
2	26.566	33.249	21.141	30.817	1:51.773	193	6	27.920	34.201	22.226	33.044	1:57.391	174
3	26.747	32.503	21.043	30.832	1:51.125	190	7	28.886	34.363	22.398	32.531	1:58.178	168
4	26.631	32.446	21.095	30.472	1:50.644	194	8	28.232	34.129	22.316	32.816	1:57.493	169
5	26.669	32.172	21.194	30.786	1:50.821	194							
6	26.873	33.123	21.332	30.853	1:52.181	188	37 Alexander CODEY (NSW) (24th)						
7	26.500	32.456	21.227	30.720	1:50.903	187	1	35.688	33.204	21.356	30.903	2:01.151	157
8	26.547	32.408	21.309	31.020	1:51.284	187	2	26.948	33.005	21.422	30.631	1:52.006	192
							3	26.745	32.560	21.272	31.610	1:52.187	194
32 Mitchel CARRICK (VIC) (21th)							4	27.172	32.281	21.569	30.977	1:51.999	193
1	35.860	33.441	21.323	31.067	2:01.691	159	5	27.196	32.654	21.598	31.358	1:52.806	183
2	26.534	32.473	21.064	30.542	1:50.613	200	6	27.648	33.001	21.580	31.285	1:53.514	176
3	26.406	32.568	21.044	30.884	1:50.902	192	7	27.117	32.480	21.398	31.036	1:52.031	181
4	26.425	32.327	21.034	31.472	1:51.258	190	8	27.759	32.499	21.331	30.716	1:52.305	178
5	26.272	32.182	20.964	30.626	1:50.044	200							
6	26.305	32.326	20.965	30.331	1:49.927	191	39 Scott NICHOLSON (VIC) (3rd)						
7	26.477	32.110	20.889	30.492	1:49.968	190	1	33.819	32.138	21.405	31.239	1:58.601	145
8	26.338	32.177	20.999	30.628	1:50.142	190	2	26.388	31.932	21.184	30.715	1:50.219	186
							3	26.768	32.131	21.081	30.640	1:50.620	181
33 Jordy SIMPSON (SA) (2nd)							4	26.612	31.733	21.054	30.808	1:50.207	184
1	33.949	32.301	21.365	31.045	1:58.660	145	5	26.756	31.805	20.959	30.562	1:50.082	181
2	26.464	32.006	21.105	30.691	1:50.266	187	6	27.032	32.985	20.982	30.506	1:51.505	180
3	26.797	32.111	21.118	30.558	1:50.584	183	7	26.338	31.743	20.771	30.271	1:49.123	186
4	26.686	31.904	21.191	30.665	1:50.446	188	8	26.461	31.868	20.982	30.592	1:49.903	186
5	26.572	31.812	20.980	30.397	1:49.761	186							
6	27.102	33.094	21.019	30.738	1:51.953	179	41 Hudson THOMPSON (NSW) (6th)						
7	26.243	31.597	21.013	30.591	1:49.444	188	1	34.024	32.906	21.177	30.940	1:59.047	145
8	26.346	31.668	20.800	30.329	1:49.143	193	2	26.736	32.698	20.885	30.380	1:50.699	193
							3	26.289	31.982	21.182	30.346	1:49.799	195
34 Seth DELLOW (SA) (15th)							4	27.235	32.324	21.924	30.513	1:51.996	174
1	35.452	32.852	21.212	30.764	2:00.280	156	5	26.432	31.827	20.622	30.047	1:48.928	189
2	26.263	32.748	21.061	30.541	1:50.613	194	6	26.195	33.019	21.416	31.265	1:51.895	197
3	26.335	32.436	21.057	30.831	1:50.659	195	7	26.357	31.886	20.614	29.911	1:48.768	194
4	26.200	32.097	21.512	30.320	1:50.129	193	8	26.334	32.540	20.659	30.227	1:49.760	186
5	26.180	32.386	21.105	30.870	1:50.541	191							
6	26.330	33.769	21.191	31.146	1:52.436	191	42 Riley NAUTA (QLD) (26th)						
7	27.073	32.616	21.330	31.351	1:52.370	186	1	35.247	32.657	21.242	30.986	2:00.132	151
8	27.508	32.424	20.968	30.889	1:51.789	184	2	26.111	32.646	21.127	30.556	1:50.440	200

Chief Timekeeper - Scott Lang

Race Director - Tom Williams



RACE & ROAD SUPERSPORT 300
Race 1

Date: **21/02/25**
Event: **R01**
Weather: **Sunny - Temp: 23.0C**
Track: **Dry - Temp: 34.5C**

Started at: **17:05:43**
Laps: **8**
Starters: **41**
Posted at: **8:16 AM**

AMENDED SECTOR TIMES

Lap	Sector 1	Sector 2	Sector 3	Sector 4	Lap Time	Spd	Lap	Sector 1	Sector 2	Sector 3	Sector 4	Lap Time	Spd
3	26.141	32.599	20.928	30.530	1:50.198	195	6	26.217	31.769	20.716	30.377	1:49.079	192
4	26.522	32.465	21.418	30.633	1:51.038	196	7	27.192	32.001	20.705	30.488	1:50.386	201
5	26.328	32.333	21.055	30.519	1:50.235	194	8	26.207	31.678	20.712	30.252	1:48.849	196
6	26.292	49.377	21.346	31.435	2:08.450	192	56 Oscar LEWIS (NSW) (DNF)						
7	26.888	32.637	21.481	31.334	1:52.340	186	1	36.581	33.997	21.281	31.179	2:03.038	155
8	27.017	32.845	21.992	31.713	1:53.567	186	2	26.920	32.729	21.331	30.854	1:51.834	187
43 John PELGRAVE (QLD) (17th)							3	26.979	32.746	21.427	30.706	1:51.858	187
1	35.462	33.086	21.144	31.135	2:00.827	158	4	26.625	32.332	20.947	30.701	1:50.605	184
2	26.507	32.583	21.294	31.135	1:51.519	188	59 Sam DRANE (NSW) (8th)						
3	26.886	32.351	21.061	31.127	1:51.425	183	1	33.805	32.890	21.209	31.100	1:59.004	146
4	26.837	32.396	21.205	30.316	1:50.754	190	2	26.597	32.504	20.890	30.542	1:50.533	193
5	26.394	32.516	21.048	30.977	1:50.935	199	3	26.885	32.625	20.903	30.667	1:51.080	191
6	26.581	32.468	21.170	30.689	1:50.908	191	4	26.283	33.493	21.070	30.934	1:51.780	191
7	26.427	32.338	21.379	30.768	1:50.912	191	5	25.916	32.256	21.086	30.540	1:49.798	191
8	27.253	32.594	21.157	30.725	1:51.729	187	6	26.143	32.272	20.726	31.014	1:50.155	194
46 William HUNT (NSW) (33th)							7	26.289	31.843	20.696	30.334	1:49.162	195
1	36.523	34.473	22.037	31.954	2:04.987	156	8	26.284	32.102	20.710	30.542	1:49.638	194
2	27.582	33.581	22.407	32.101	1:55.671	182	60 David COWARD (TAS) (14th)						
3	28.517	34.005	21.835	31.585	1:55.942	174	1	35.664	33.777	21.513	31.105	2:02.059	156
4	27.203	33.667	22.336	32.100	1:55.306	189	2	26.440	32.781	21.332	30.411	1:50.964	194
5	27.656	33.744	21.863	31.867	1:55.130	182	3	26.368	32.479	20.922	30.828	1:50.597	194
6	27.964	33.511	22.060	31.402	1:54.937	179	4	26.211	32.750	21.062	31.023	1:51.046	193
7	28.094	34.505	21.841	31.431	1:55.871	171	5	26.811	32.951	20.942	30.416	1:51.120	193
8	27.516	33.330	22.096	31.262	1:54.204	178	6	26.920	32.945	20.796	30.221	1:50.882	193
48 Valentino KNEZOVIC (NSW) (11th)							7	26.399	32.529	21.376	30.448	1:50.752	193
1	35.012	32.576	21.407	30.529	1:59.524	151	8	26.435	32.369	21.008	31.262	1:51.074	193
2	26.516	32.661	20.895	31.089	1:51.161	196	61 Rossi McADAM (WA) (23th)						
3	26.319	32.839	21.142	30.898	1:51.198	193	1	36.026	33.745	21.396	31.364	2:02.531	158
4	26.084	32.181	21.430	30.870	1:50.565	191	2	26.924	32.660	21.478	31.016	1:52.078	194
5	26.065	32.151	21.105	31.017	1:50.338	192	3	27.022	33.095	21.621	31.063	1:52.801	190
6	26.083	32.302	20.946	30.463	1:49.794	188	4	26.772	32.331	21.159	30.866	1:51.128	191
7	26.240	31.925	20.662	30.583	1:49.410	198	5	26.752	32.878	21.336	31.066	1:52.032	184
8	26.037	32.117	20.833	31.133	1:50.120	188	6	27.156	33.337	21.537	30.977	1:53.007	180
55 Jake PAIGE (QLD) (10th)							7	27.364	32.551	21.402	30.921	1:52.238	179
1	35.854	34.592	21.035	30.936	2:02.417	149	8	27.358	32.538	21.343	30.865	1:52.104	184
2	26.695	32.421	21.162	31.005	1:51.283	202	63 Mitchell CARTWRIGHT (NSW) (27th)						
3	26.274	32.065	20.908	30.749	1:49.996	200	1	38.822	34.659	22.582	33.691	2:09.754	157
4	26.283	32.253	20.957	30.840	1:50.333	197	2	28.118	33.555	22.213	32.185	1:56.071	187
5	26.353	31.923	20.911	30.458	1:49.645	192							

Chief Timekeeper - Scott Lang

Race Director - Tom Williams



RACE & ROAD SUPERSPORT 300
Race 1

Date: **21/02/25**
Event: **R01**
Weather: **Sunny - Temp: 23.0C**
Track: **Dry - Temp: 34.5C**

Started at: **17:05:43**
Laps: **8**
Starters: **41**
Posted at: **8:16 AM**

AMENDED SECTOR TIMES

Lap	Sector 1	Sector 2	Sector 3	Sector 4	Lap Time	Spd	Lap	Sector 1	Sector 2	Sector 3	Sector 4	Lap Time	Spd
3	27.364	32.717	21.987	31.461	1:53.529	189	6	28.285	33.754	21.673	32.184	1:55.896	189
4	27.464	33.181	21.699	30.902	1:53.246	184	7	27.720	33.630	21.923	31.721	1:54.994	184
5	27.947	33.895	21.820	31.097	1:54.759	185	8	27.521	32.817	21.703	31.337	1:53.378	185
6	27.331	32.884	21.561	31.101	1:52.877	190	78 Josh UNDERWOOD (VIC) (DNF)						
7	27.603	33.121	21.655	31.486	1:53.865	182	1	38.656	34.574	22.404	32.618	2:08.252	156
8	27.780	33.281	21.802	31.303	1:54.166	178	2	27.567	33.766	22.152	32.487	1:55.972	187
66 Mitch SIMPSON (SA) (9th)							3	27.658	33.766	22.398	32.590	1:56.412	174
1	34.454	33.080	21.332	30.299	1:59.165	148	4	27.095	32.986	21.600	32.259	1:53.940	179
2	26.785	32.297	21.079	30.481	1:50.642	187	5	27.122	33.281	21.696	31.929	1:54.028	175
3	26.387	32.069	21.125	30.128	1:49.709	193	6	27.421	33.180	21.609	31.588	1:53.798	179
4	27.022	32.228	20.994	30.491	1:50.735	179	83 Alvin WU (QLD) (34th)						
5	26.390	32.687	20.905	30.138	1:50.120	192	1	37.701	34.865	22.857	33.929	2:09.352	154
6	26.224	33.028	21.381	30.846	1:51.479	195	2	27.959	33.572	22.420	32.171	1:56.122	178
7	26.346	31.632	20.991	30.236	1:49.205	194	3	28.048	33.624	22.637	31.666	1:55.975	179
8	26.316	32.384	20.930	30.602	1:50.232	193	4	27.589	33.322	22.283	32.094	1:55.288	188
67 Tom NICOLSON (VIC) (7th)							5	27.839	33.726	22.104	32.080	1:55.749	175
1	34.564	33.133	21.050	30.527	1:59.274	149	6	27.843	33.667	22.338	32.222	1:56.070	174
2	26.849	32.886	21.160	30.569	1:51.464	192	7	27.940	33.781	22.554	32.165	1:56.440	174
3	26.178	32.588	20.922	30.558	1:50.246	199	8	27.757	33.682	22.316	31.885	1:55.640	173
4	26.395	32.145	21.318	30.692	1:50.550	199	84 Zachary RUSSO (NSW) (36th)						
5	26.055	31.968	20.658	30.582	1:49.263	198	1	37.578	34.794	22.457	32.829	2:07.658	161
6	26.239	33.194	21.031	30.944	1:51.408	198	2	28.608	33.896	22.326	32.286	1:57.116	179
7	26.300	31.738	20.792	30.384	1:49.214	199	3	27.977	34.029	22.153	32.044	1:56.203	185
8	26.252	31.665	21.123	30.440	1:49.480	195	4	28.410	34.191	22.125	37.280	2:02.006	186
68 Ryan LARKIN (VIC) (13th)							5	28.744	34.347	22.849	32.621	1:58.561	174
1	34.374	32.924	21.258	30.475	1:59.031	141	6	28.694	34.213	22.635	32.678	1:58.220	172
2	26.821	32.780	20.948	30.322	1:50.871	191	7	28.852	34.208	22.489	32.555	1:58.104	172
3	26.465	32.523	21.117	30.527	1:50.632	198	8	28.610	34.478	22.686	32.745	1:58.519	171
4	26.498	32.197	21.074	30.747	1:50.516	187	85 Phoenix O'BRIEN (VIC) (31th)						
5	26.432	32.196	20.743	30.515	1:49.886	186	1	37.363	34.278	21.795	32.064	2:05.500	157
6	26.188	33.249	21.122	31.107	1:51.666	190	2	27.657	33.462	22.395	32.107	1:55.621	186
7	26.269	32.265	21.205	30.682	1:50.421	195	3	28.098	33.495	21.914	31.899	1:55.406	185
8	26.205	31.998	20.998	30.858	1:50.059	190	4	27.488	33.178	22.494	32.016	1:55.176	184
71 Hudson AIR (SA) (32th)							5	27.686	33.641	21.986	31.822	1:55.135	179
1	37.070	34.055	21.671	31.792	2:04.588	158	6	28.759	33.447	22.109	31.397	1:55.712	177
2	27.833	33.885	22.013	32.369	1:56.100	184	7	27.676	32.980	21.966	32.054	1:54.676	184
3	28.214	33.385	22.232	31.890	1:55.721	176	8	27.465	33.475	21.793	31.654	1:54.387	182
4	28.046	33.424	22.267	32.343	1:56.080	184	95 Tara MORRISON (SA) (1st)						
5	27.724	33.435	21.998	31.965	1:55.122	185							

Chief Timekeeper - Scott Lang

Race Director - Tom Williams



RACE & ROAD SUPERSPORT 300

Race 1

Date: **21/02/25**
 Event: **R01**
 Weather: **Sunny - Temp: 23.0C**
 Track: **Dry - Temp: 34.5C**

Started at: **17:05:43**
 Laps: **8**
 Starters: **41**
 Posted at: **8:16 AM**

AMENDED SECTOR TIMES

Lap	Sector 1	Sector 2	Sector 3	Sector 4	Lap Time	Spd	Lap	Sector 1	Sector 2	Sector 3	Sector 4	Lap Time	Spd
1	34.434	32.879	21.147	30.474	1:58.934	144	1	35.742	33.877	21.133	31.485	2:02.237	160
2	26.667	32.316	20.940	30.721	1:50.644	186	2	26.616	33.038	21.076	30.985	1:51.715	200
3	26.346	32.521	21.111	30.234	1:50.212	195	3	26.383	32.336	21.039	30.612	1:50.370	199
4	26.443	32.024	20.974	30.768	1:50.209	192	4	26.875	32.294	21.080	30.080	1:50.329	200
5	26.941	31.986	20.931	30.231	1:50.089	185	5	26.532	32.072	21.207	30.829	1:50.640	201
6	26.037	32.144	21.183	30.849	1:50.213	193	6	26.515	32.375	21.322	30.802	1:51.014	192
7	26.649	31.821	21.154	30.495	1:50.119	180	7	26.397	32.797	21.381	30.621	1:51.196	193
8	26.478	31.924	21.098	30.279	1:49.779	187	8	26.679	32.515	21.561	30.912	1:51.667	196

98 Tianhao ZHAO (VIC) (DSQ)

1	37.757	35.100	22.526	32.331	2:07.714	156
2	27.918	33.641	22.244	32.713	1:56.516	180
3	27.592	33.457	21.984	32.143	1:55.176	173
4	27.792	33.441	22.131	31.778	1:55.142	181
5	27.987	33.378	22.122	32.063	1:55.550	174
6	27.590	33.474	22.109	32.159	1:55.332	174
7	27.637	33.417	22.149	32.247	1:55.450	174
8	27.656	33.597	22.219	32.245	1:55.717	174

222 Lincoln KNIGHT (NSW) (22th)

1	36.268	34.487	21.422	30.973	2:03.150	159
2	26.778	33.063	21.339	30.677	1:51.857	195
3	26.841	32.735	21.167	30.954	1:51.697	195
4	26.936	32.577	21.165	30.872	1:51.550	185
5	26.771	34.654	21.292	30.781	1:53.498	189
6	26.534	33.292	21.239	30.838	1:51.903	193
7	26.909	32.614	21.391	31.131	1:52.045	182
8	27.358	32.509	21.256	30.981	1:52.104	181

99 Nixon FROST (VIC) (16th)

1	36.167	33.720	21.566	31.140	2:02.593	160
2	26.725	32.705	21.790	30.765	1:51.985	194
3	26.342	31.944	21.230	31.182	1:50.698	190
4	26.911	32.046	20.983	30.314	1:50.254	189
5	26.391	32.101	21.044	30.516	1:50.052	189
6	26.288	32.420	20.982	30.815	1:50.505	191
7	26.888	32.308	21.102	30.569	1:50.867	183
8	27.440	32.422	21.040	30.999	1:51.901	182

323 Flynn JACOBS (SA) (28th)


1	36.511	34.004	21.935	31.274	2:03.724	157
2	27.152	33.123	21.466	31.753	1:53.494	185
3	27.647	33.586	21.823	31.869	1:54.925	177
4	28.107	33.678	21.967	31.965	1:55.717	174
5	28.208	33.854	21.904	31.958	1:55.924	172
6	28.192	33.843	21.820	31.861	1:55.716	171
7	28.078	33.078	21.743	31.793	1:54.692	171
8	27.897	33.304	21.820	31.545	1:54.566	180

128 Tyler KING (VIC) (18th)

*** AMENDMENT: #6 (S. McINTOSH) & #98 (T. ZHAO) disqualified for breaching ASBK Sporting Regulation 4.26.6 in relation to minimum weight ***

*** Rider 32 (Mitchel CARRICK (VIC)) - 10 second penalty imposed by Clerk of Course for jumped start - started in wrong grid spot ***

The results are provisional until the expiration of the time limit for protests and appeals.


 Chief Timekeeper - Scott Lang


 Race Director - Tom Williams



RACE & ROAD SUPERSPORT 300

Race 1

Date: 21/02/25
 Event: R01
 Weather: Sunny - Temp: 23.0C
 Track: Dry - Temp: 34.5C

Started at: 17:05:43
 Laps: 8
 Starters: 41
 Posted at: 8:16 AM

AMENDED FASTEST LAPS SEQUENCE

Lap	Race Pos	No	Name	Machine	Fastest Lap	On Lap
1	1	39	Scott NICHOLSON (VIC)	Kawasaki Ninja	1:58.601	1
2	1	39	Scott NICHOLSON (VIC)	Kawasaki Ninja	1:50.219	2
3	3	66	Mitch SIMPSON (SA)	Yamaha YZF-R3	1:49.709	3
5	3	7	Oliver SHORT (VIC)	Kawasaki Ninja	1:49.090	5
5	7	41	Hudson THOMPSON (NSW)	Yamaha YZF-R3	1:48.928	5
7	6	41	Hudson THOMPSON (NSW)	Yamaha YZF-R3	1:48.768	7
8	4	7	Oliver SHORT (VIC)	Kawasaki Ninja	1:47.924	8


*** AMENDMENT: #6 (S. McINTOSH) & #98 (T. ZHAO) disqualified for breaching ASBK Sporting Regulation 4.26.6 in relation to minimum weight ***

*** Rider 32 (Mitchel CARRICK (VIC)) - 10 second penalty imposed by Clerk of Course for jumped start - started in wrong grid spot ***

The results are provisional until the expiration of the time limit for protests and appeals.



Chief Timekeeper - Scott Lang



Race Director - Tom Williams



RACE & ROAD SUPERSPORT 300

Race 1

Date: 21/02/25
Event: R01
Weather: Sunny - Temp: 23.0C
Track: Dry - Temp: 34.5C

Started at: 17:05:43
Laps: 8
Starters: 41
Posted at: 8:16 AM

AMENDED LAP SHEET

No	Lap Time	Gap	No	Lap Time	Gap	No	Lap Time	Gap	No	Lap Time	Gap	No	Lap Time	Gap
Lap 1			28	2:07.789	9.188	323	1:53.494	8.398	128	1:50.370	4.882	48	1:50.565	2.801
39	1:58.601		78	2:08.252	9.651	46	1:55.671	11.838	99	1:50.698	5.836	55	1:50.333	4.382
7	1:58.659	.058	36	2:09.333	10.732	4	1:55.261	11.860	37	1:52.187	5.904	11	1:50.639	4.656
33	1:58.660	.059	83	2:09.352	10.751	71	1:56.100	11.868	222	1:51.697	7.264	32	1:51.258	4.817
5	1:58.854	.253	63	2:09.754	11.153	85	1:55.621	12.301	56	1:51.858	7.290	43	1:50.754	4.878
95	1:58.934	.333	6	2:12.446	13.845	28	1:55.728	14.697	23	1:52.294	7.666	128	1:50.329	5.004
59	1:59.004	.403	18	2:15.500	16.899	78	1:55.972	15.404	61	1:52.801	7.970	60	1:51.046	5.019
68	1:59.031	.430	Lap 2			98	1:56.516	15.410	323	1:54.925	12.703	31	1:50.644	5.045
41	1:59.047	.446	39	1:50.219		84	1:57.116	15.954	4	1:55.417	16.657	99	1:50.254	5.883
66	1:59.165	.564	33	1:50.266	.106	83	1:56.122	16.654	71	1:55.721	16.969	56	1:50.605	7.688
67	1:59.274	.673	7	1:50.377	.216	63	1:56.071	17.005	85	1:55.406	17.087	37	1:51.999	7.696
48	1:59.524	.923	5	1:50.641	.675	36	1:56.552	17.065	46	1:55.942	17.160	222	1:51.550	8.607
42	2:00.132	1.531	59	1:50.533	.717	18	1:58.431	25.111	28	1:54.689	18.766	61	1:51.128	8.891
22	2:00.193	1.592	95	1:50.644	.758	6	2:01.791	25.417	63	1:53.529	19.914	23	1:51.451	8.910
34	2:00.280	1.679	41	1:50.699	.926	Lap 3			98	1:55.176	19.966	323	1:55.717	18.213
43	2:00.827	2.226	66	1:50.642	.987	39	1:50.620		78	1:56.412	21.196	4	1:55.398	21.848
11	2:01.023	2.422	68	1:50.871	1.082	33	1:50.584	.070	84	1:56.203	21.537	85	1:55.176	22.056
31	2:01.150	2.549	42	1:50.440	1.752	66	1:49.709	.076	36	1:55.451	21.896	46	1:55.306	22.259
37	2:01.151	2.550	48	1:51.161	1.865	7	1:50.494	.090	83	1:55.975	22.009	71	1:56.080	22.842
32	2:01.691	3.090	67	1:51.464	1.918	41	1:49.799	.105	18	1:57.756	32.247	28	1:54.384	22.943
60	2:02.059	3.458	34	1:50.613	2.073	95	1:50.212	.350	6	2:00.349	35.146	63	1:53.246	22.953
128	2:02.237	3.636	22	1:50.879	2.252	5	1:50.528	.583	Lap 4			98	1:55.142	24.901
55	2:02.417	3.816	32	1:50.613	3.484	68	1:50.632	1.094	39	1:50.207		78	1:53.940	24.929
61	2:02.531	3.930	11	1:51.322	3.525	59	1:51.080	1.177	33	1:50.446	.309	83	1:55.288	27.090
99	2:02.593	3.992	43	1:51.519	3.526	42	1:50.198	1.330	95	1:50.209	.352	36	1:56.007	27.696
23	2:02.975	4.374	31	1:51.773	4.103	67	1:50.246	1.544	5	1:50.088	.464	84	2:02.006	33.336
56	2:03.038	4.437	60	1:50.964	4.203	22	1:50.411	2.043	66	1:50.735	.604	18	1:57.374	39.414
222	2:03.150	4.549	37	1:52.006	4.337	34	1:50.659	2.112	7	1:51.161	1.044	6	2:01.892	46.831
323	2:03.724	5.123	55	1:51.283	4.880	48	1:51.198	2.443	68	1:50.516	1.403	Lap 5		
71	2:04.588	5.987	128	1:51.715	5.132	32	1:50.902	3.766	67	1:50.550	1.887	33	1:49.761	
46	2:04.987	6.386	99	1:51.985	5.758	60	1:50.597	4.180	41	1:51.996	1.894	39	1:50.082	.012
4	2:05.419	6.818	61	1:52.078	5.789	11	1:51.319	4.224	34	1:50.129	2.034	7	1:49.090	.064
85	2:05.500	6.899	23	1:51.837	5.992	55	1:49.996	4.256	42	1:51.038	2.161	95	1:50.089	.371
84	2:07.658	9.057	56	1:51.834	6.052	43	1:51.425	4.331	59	1:51.780	2.750	5	1:50.201	.595
98	2:07.714	9.113	222	1:51.857	6.187	31	1:51.125	4.608	22	1:50.941	2.777	66	1:50.120	.654

Scott Lang
Chief Timekeeper - Scott Lang

Tom Williams
Race Director - Tom Williams



RACE & ROAD SUPERSPORT 300

Race 1

Date: 21/02/25
Event: R01
Weather: Sunny - Temp: 23.0C
Track: Dry - Temp: 34.5C

Started at: 17:05:43
Laps: 8
Starters: 41
Posted at: 8:16 AM


AMENDED LAP SHEET

No	Lap Time	Gap	No	Lap Time	Gap	No	Lap Time	Gap	No	Lap Time	Gap	No	Lap Time	Gap
41	1:48.928	.752	95	1:50.213		36	1:57.391	40.480	4	1:55.349	36.974	42	1:53.567	26.201
67	1:49.263	1.080	39	1:51.505	.933	84	1:58.220	49.463	46	1:55.871	37.487	63	1:54.166	38.068
68	1:49.886	1.219	7	1:51.823	1.303	18	1:57.650	54.217	71	1:54.994	38.144	323	1:54.566	38.559
42	1:50.235	2.326	33	1:51.953	1.369	6	2:01.510	1:09.711	98	1:55.450	40.523	28	1:53.726	40.702
22	1:49.720	2.427	5	1:51.404	1.415	Lap 7			83	1:56.440	44.639	4	1:54.251	41.383
59	1:49.798	2.478	66	1:51.479	1.549				36	1:58.178	48.602	85	1:54.387	41.414
34	1:50.541	2.505	67	1:51.408	1.904	39	1:49.123		84	1:58.104	57.511	71	1:53.378	41.680
48	1:50.338	3.069	59	1:50.155	2.049	95	1:50.119	.063	18	1:57.487	1:01.648	46	1:54.204	41.849
55	1:49.645	3.957	41	1:51.895	2.063	5	1:49.286	.645	6	2:02.049	1:21.704	98	1:55.717	46.398
32	1:50.044	4.791	48	1:49.794	2.279	66	1:49.205	.698	Lap 8			83	1:55.640	50.437
128	1:50.640	5.574	68	1:51.666	2.301	33	1:49.444	.757				36	1:57.493	56.253
11	1:51.100	5.686	22	1:50.531	2.374	41	1:48.768	.775	95	1:49.779		84	1:58.519	1:06.188
43	1:50.935	5.743	55	1:49.079	2.452	67	1:49.214	1.062	33	1:49.143	.058	18	1:57.261	1:09.067
31	1:50.821	5.796	32	1:49.927	4.134	59	1:49.162	1.155	39	1:49.903	.061	6	2:01.737	1:33.599
99	1:50.052	5.865	34	1:52.436	4.357	48	1:49.410	1.633	7	1:47.924	.623			
60	1:51.120	6.069	99	1:50.505	5.786	22	1:50.076	2.394	5	1:49.844	.647			
37	1:52.806	10.432	128	1:51.014	6.004	7	1:51.294	2.541	41	1:49.760	.693			
61	1:52.032	10.853	43	1:50.908	6.067	68	1:50.421	2.666	67	1:49.480	.700			
23	1:52.866	11.706	60	1:50.882	6.367	55	1:50.386	2.782	59	1:49.638	.951			
222	1:53.498	12.035	11	1:51.287	6.389	32	1:49.968	4.046	66	1:50.232	1.088			
323	1:55.924	24.067	31	1:52.181	7.393	99	1:50.867	6.597	55	1:48.849	1.789			
85	1:55.135	27.121	61	1:53.007	13.276	34	1:52.370	6.671	48	1:50.120	1.911			
4	1:55.381	27.159	222	1:51.903	13.354	43	1:50.912	6.923	22	1:49.573	2.125			
46	1:55.130	27.319	37	1:53.514	13.362	60	1:50.752	7.063	68	1:50.059	2.883			
63	1:54.759	27.642	23	1:52.606	13.728	128	1:51.196	7.144	32	1:50.142	4.346			
71	1:55.122	27.894	42	2:08.450	20.192	11	1:50.997	7.330	60	1:51.074	8.295			
28	1:55.086	27.959	323	1:55.716	29.199	31	1:50.903	8.240	34	1:51.789	8.618			
78	1:54.028	28.887	63	1:52.877	29.935	37	1:52.031	15.337	99	1:51.901	8.656			
98	1:55.550	30.381	46	1:54.937	31.672	222	1:52.045	15.343	43	1:51.729	8.810			
83	1:55.749	32.769	4	1:55.106	31.681	23	1:51.734	15.406	128	1:51.667	8.969			
36	1:56.047	33.673	78	1:53.798	32.101	61	1:52.238	15.458	11	1:51.563	9.051			
84	1:58.561	41.827	85	1:55.712	32.249	42	1:52.340	22.476	31	1:51.284	9.682			
18	1:57.807	47.151	28	1:54.932	32.307	63	1:53.865	33.744	222	1:52.104	17.605			
6	2:02.024	58.785	71	1:55.896	33.206	323	1:54.692	33.835	61	1:52.104	17.720			
			98	1:55.332	35.129	28	1:54.567	36.818	37	1:52.305	17.800			
			83	1:56.070	38.255	85	1:54.676	36.869	23	1:52.353	17.917			
Lap 6														

*** AMENDMENT: #6 (S. McINTOSH) & #98 (T. ZHAO) disqualified for breaching ASBK Sporting Regulation 4.26.6 in relation to minimum weight ***

*** Rider 32 (Mitchel CARRICK (VIC)) - 10 second penalty imposed by Clerk of Course for jumped start - started in wrong grid spot ***

The results are provisional until the expiration of the time limit for protests and appeals.



Chief Timekeeper - Scott Lang



Race Director - Tom Williams



RACE & ROAD SUPERSPORT 300

Race 1

Date: 21/02/25
Event: R01
Weather: Sunny - Temp: 23.0C
Track: Dry - Temp: 34.5C

Started at: 17:05:43
Laps: 8
Starters: 41
Posted at: 8:16 AM


AMENDED LAP CHART

Name	Grid	1	2	3	4	5	6	7	8	Name
R. LARKIN	68	22	68	68	68	68	65	68	65	T. MORRISON
T. MORRISON	95	7	33	33	33	39	39	95	38	J. SIMPSON
H. THOMPSON	41	33	7	66	95	7	7	5	39	S. NICHOLSON
J. SIMPSON	33	5	5	7	5	95	33	66	7	O. SHORT
O. SHORT	7	95	59	41	66	5	5	33	5	J. SENIOR
T. NICOLSON	67	59	95	95	7	66	66	41	41	H. THOMPSON
S. NICHOLSON	39	68	41	5	68	41	67	67	67	T. NICOLSON
S. DRANE	59	41	66	68	67	67	59	59	59	S. DRANE
M. SIMPSON	66	66	68	59	41	68	41	48	66	M. SIMPSON
J. PAIGE	55	67	42	42	34	42	48	22	55	J. PAIGE
J. RUSSO	22	48	48	67	42	22	68	7	48	V. KNEZOVIC
T. JAMES	31	42	67	22	59	59	22	68	22	J. RUSSO
R. NAUTA	42	22	34	34	22	34	55	55	68	R. LARKIN
V. KNEZOVIC	48	34	22	48	48	48	32	32	32	M. CARRICK
D. COWARD	60	43	32	32	55	55	34	99	60	D. COWARD
J. SENIOR	5	11	11	60	11	32	99	34	34	S. DELLOW
O. LEWIS	56	31	43	11	32	128	128	43	99	N. FROST
M. CARRICK	32	37	31	55	43	11	43	60	43	J. PELGRAVE
N. LAZOS	11	32	60	43	128	43	60	128	128	T. KING
T. KING	128	60	37	31	60	31	11	11	11	N. LAZOS
L. KNIGHT	222	128	55	128	31	99	31	31	31	T. JAMES
S. DELLOW	34	55	128	99	99	60	61	37	222	L. KNIGHT
R. McADAM	61	61	99	37	56	37	222	222	61	R. McADAM
A. CODEY	37	99	61	222	37	61	37	23	37	A. CODEY
J. PELGRAVE	43	23	23	56	222	23	23	61	23	M. RITTER
N. FROST	99	56	56	23	61	222	42	42	42	R. NAUTA
M. RITTER	23	222	222	61	23	323	323	63	63	M. CARTWRIGHT
F. JACOBS	323	323	323	323	323	85	63	323	323	F. JACOBS
W. HUNT	46	71	46	4	4	4	46	28	28	Z. BECKINSALE
M. CARTWRIGHT	63	46	4	71	85	46	4	85	4	E. DELLOW
H. AIR	71	4	71	85	46	63	78	4	85	P. O'BRIEN
A. WU	83	85	85	46	71	71	85	46	71	H. AIR
E. DELLOW	4	84	28	28	28	28	28	71	46	W. HUNT
P. O'BRIEN	85	98	78	63	63	78	71	98	98	T. ZHAO
J. UNDERWOOD	78	28	98	98	98	98	98	83	83	A. WU
Z. BECKINSALE	28	78	84	78	78	83	83	36	36	C. BUNWORTH
T. ZHAO	98	36	83	84	83	36	36	84	84	Z. RUSSO
Z. RUSSO	84	83	63	36	36	84	84	18	18	E. ANDREW
E. ANDREW	18	63	36	83	84	18	18	6	6	S. McINTOSH
C. BUNWORTH	36	6	18	18	18	6	6	6	6	
S. McINTOSH	6	18	6	6	6	6	6	6	6	

*** AMENDMENT: #6 (S. McINTOSH) & #98 (T. ZHAO) disqualified for breaching ASBK Sporting Regulation 4.26.6 in relation to minimum weight ***

*** Rider 32 (Mitchel CARRICK (VIC)) - 10 second penalty imposed by Clerk of Course for jumped start - started in wrong grid spot ***

The results are provisional until the expiration of the time limit for protests and appeals.



Chief Timekeeper - Scott Lang



Race Director - Tom Williams



RACE & ROAD SUPERSPORT 300
Race 1

 Date: **21/02/25**
 Event: **R01**
 Weather: **Sunny - Temp: 23.0C**
 Track: **Dry - Temp: 34.5C**


 Started at: **17:05:43**
 Laps: **8**
 Starters: **41**
 Posted at: **8:16 AM**
AMENDED BEST SECTOR TIMES


Pos	Sector 1		Sector 2		Sector 3		Sector 4		Lap		Ideal	Fastest	Diff
	Name	Time	Name	Time	Name	Time	Name	Time	Name	Time			
1	O. SHORT	25.619	J. SIMPSON	31.597	O. SHORT	20.450	H. THOMPSON	29.911	O. SHORT	1:47.798	1:47.924	.126	
2	S. DRANE	25.916	M. SIMPSON	31.632	H. THOMPSON	20.614	O. SHORT	30.030	H. THOMPSON	1:48.547	1:48.768	.221	
3	T. MORRISON	26.037	T. NICOLSON	31.665	J. SENIOR	20.618	T. KING	30.080	T. NICOLSON	1:48.762	1:49.214	.452	
4	V. KNEZOVIC	26.037	J. PAIGE	31.678	J. RUSSO	20.643	M. SIMPSON	30.128	S. DRANE	1:48.789	1:49.162	.373	
5	T. NICOLSON	26.055	O. SHORT	31.699	T. NICOLSON	20.658	D. COWARD	30.221	J. PAIGE	1:48.842	1:48.849	.007	
6	R. NAUTA	26.111	S. NICHOLSON	31.733	V. KNEZOVIC	20.662	T. MORRISON	30.231	M. SIMPSON	1:48.889	1:49.205	.316	
7	J. SENIOR	26.114	T. MORRISON	31.821	S. DRANE	20.696	J. PAIGE	30.252	J. SENIOR	1:48.938	1:49.286	.348	
8	S. DELLOW	26.180	H. THOMPSON	31.827	J. PAIGE	20.705	S. NICHOLSON	30.271	J. SIMPSON	1:48.969	1:49.143	.174	
9	R. LARKIN	26.188	S. DRANE	31.843	R. LARKIN	20.743	J. RUSSO	30.285	T. MORRISON	1:49.020	1:49.779	.759	
10	H. THOMPSON	26.195	J. SENIOR	31.871	S. NICHOLSON	20.771	N. FROST	30.314	J. RUSSO	1:49.027	1:49.573	.546	
11	J. RUSSO	26.200	N. LAZOS	31.880	D. COWARD	20.796	J. PELGRAVE	30.316	V. KNEZOVIC	1:49.087	1:49.410	.323	
12	J. PAIGE	26.207	J. RUSSO	31.899	J. SIMPSON	20.800	S. DELLOW	30.320	S. NICHOLSON	1:49.113	1:49.123	.010	
13	D. COWARD	26.211	V. KNEZOVIC	31.925	M. CARRICK	20.889	R. LARKIN	30.322	R. LARKIN	1:49.251	1:49.886	.635	
14	M. SIMPSON	26.224	N. FROST	31.944	M. SIMPSON	20.905	J. SIMPSON	30.329	N. FROST	1:49.528	1:50.052	.524	
15	J. SIMPSON	26.243	R. LARKIN	31.998	R. NAUTA	20.928	M. CARRICK	30.331	S. DELLOW	1:49.565	1:50.129	.564	
16	M. CARRICK	26.272	T. KING	32.072	T. MORRISON	20.931	S. DRANE	30.334	T. KING	1:49.574	1:50.329	.755	
17	N. FROST	26.288	S. DELLOW	32.097	O. LEWIS	20.947	J. SENIOR	30.335	D. COWARD	1:49.597	1:50.597	1.000	
18	S. NICHOLSON	26.338	M. CARRICK	32.110	S. DELLOW	20.968	T. NICOLSON	30.384	M. CARRICK	1:49.602	1:49.927	.325	
19	T. KING	26.383	T. JAMES	32.172	N. FROST	20.982	N. LAZOS	30.453	R. NAUTA	1:49.891	1:50.198	.307	
20	J. PELGRAVE	26.394	A. CODEY	32.281	N. LAZOS	21.031	V. KNEZOVIC	30.463	N. LAZOS	1:49.981	1:50.639	.658	
21	T. JAMES	26.500	R. McADAM	32.331	T. KING	21.039	T. JAMES	30.472	J. PELGRAVE	1:50.096	1:50.754	.658	
22	L. KNIGHT	26.534	O. LEWIS	32.332	T. JAMES	21.043	R. NAUTA	30.519	T. JAMES	1:50.187	1:50.644	.457	
23	N. LAZOS	26.617	R. NAUTA	32.333	J. PELGRAVE	21.048	M. RITTER	30.613	O. LEWIS	1:50.605	1:50.605	.000	
24	O. LEWIS	26.625	J. PELGRAVE	32.338	M. RITTER	21.062	A. CODEY	30.631	M. RITTER	1:50.777	1:51.451	.674	
25	M. RITTER	26.677	D. COWARD	32.369	R. McADAM	21.159	L. KNIGHT	30.677	L. KNIGHT	1:50.885	1:51.550	.665	
26	A. CODEY	26.745	M. RITTER	32.425	L. KNIGHT	21.165	O. LEWIS	30.701	A. CODEY	1:50.929	1:51.999	1.070	
27	R. McADAM	26.752	L. KNIGHT	32.509	A. CODEY	21.272	R. McADAM	30.865	R. McADAM	1:51.107	1:51.128	.021	
28	J. UNDERWOOD	27.095	E. DELLOW	32.533	F. JACOBS	21.466	M. CARTWRIG	30.902	M. CARTWRIG	1:52.511	1:52.877	.366	
29	F. JACOBS	27.152	M. CARTWRIG	32.717	M. CARTWRIG	21.561	Z. BECKINSAL	31.124	F. JACOBS	1:53.241	1:53.494	.253	
30	W. HUNT	27.203	H. AIR	32.817	E. DELLOW	21.586	W. HUNT	31.262	E. DELLOW	1:53.252	1:54.251	.999	
31	M. CARTWRIG	27.331	P. O'BRIEN	32.980	J. UNDERWOOD	21.600	H. AIR	31.337	J. UNDERWOOD	1:53.269	1:53.798	.529	
32	P. O'BRIEN	27.465	J. UNDERWOOD	32.986	Z. BECKINSAL	21.635	P. O'BRIEN	31.397	H. AIR	1:53.348	1:53.378	.030	
33	E. DELLOW	27.509	Z. BECKINSAL	32.995	H. AIR	21.673	F. JACOBS	31.545	Z. BECKINSALE	1:53.477	1:53.726	.249	
34	H. AIR	27.521	F. JACOBS	33.078	P. O'BRIEN	21.793	J. UNDERWOOD	31.588	W. HUNT	1:53.630	1:54.204	.574	
35	C. BUNWORTH	27.584	A. WU	33.322	W. HUNT	21.835	E. DELLOW	31.624	P. O'BRIEN	1:53.635	1:54.387	.752	
36	A. WU	27.589	W. HUNT	33.330	C. BUNWORTH	21.863	A. WU	31.666	A. WU	1:54.681	1:55.288	.607	
37	T. ZHAO	27.590	T. ZHAO	33.378	T. ZHAO	21.984	T. ZHAO	31.778	T. ZHAO	1:54.730	1:55.142	.412	
38	Z. BECKINSAL	27.723	C. BUNWORTH	33.543	A. WU	22.104	C. BUNWORTH	31.783	C. BUNWORTH	1:54.773	1:55.451	.678	
39	Z. RUSSO	27.977	Z. RUSSO	33.896	Z. RUSSO	22.125	Z. RUSSO	32.044	Z. RUSSO	1:56.042	1:56.203	.161	
40	E. ANDREW	28.487	E. ANDREW	33.987	E. ANDREW	22.286	E. ANDREW	32.312	E. ANDREW	1:57.072	1:57.261	.189	
41	S. McINTOSH	28.843	S. McINTOSH	34.938	S. McINTOSH	23.076	S. McINTOSH	33.373	S. McINTOSH	2:00.230	2:00.349	.119	

*** AMENDMENT: #6 (S. McINTOSH) & #98 (T. ZHAO) disqualified for breaching ASBK Sporting Regulation 4.26.6 in relation to minimum weight ***

*** Rider 32 (Mitchel CARRICK (VIC)) - 10 second penalty imposed by Clerk of Course for jumped start - started in wrong grid spot ***

The results are provisional until the expiration of the time limit for protests and appeals.



 Chief Timekeeper - Scott Lang


 Race Director - Tom Williams


**AUSTRALIAN SUPERSPORT 300 CHAMPIONSHIP
AMENDED PROGRESSIVE ROUND POINTS**

AUSTRALIAN SUPERSPORT 300 CHAMPIONSHIP

Pos	No	Name	Machine	Rnd 1 Pole	Rnd 1 Race 1	Total
1	95	Tara MORRISON	Kawasaki		25	25
2	33	Jordy SIMPSON	Yamaha		20	20
3	39	Scott NICHOLSON	Kawasaki		18	18
4	7	Oliver SHORT	Kawasaki		17	17
5	5	Jake SENIOR	Yamaha		16	16
6	41	Hudson THOMPSON	Yamaha		15	15
7	67	Tom NICOLSON	Kawasaki		14	14
8	59	Sam DRANE	Yamaha		13	13
9	66	Mitch SIMPSON	Yamaha		12	12
10	55	Jake PAIGE	Kawasaki		11	11
11	48	Valentino KNEZOVIC	Yamaha		10	10
12	22	Jai RUSSO	Yamaha		9	9
13	68	Ryan LARKIN	Yamaha	1	8	9
14	60	David COWARD	Kawasaki		7	7
15	34	Seth DELLOW	Yamaha		6	6
16	99	Nixon FROST	Yamaha		5	5
17	43	John PELGRAVE	Yamaha		4	4
18	128	Tyler KING	Kawasaki		3	3
19	11	Nikolas LAZOS	Yamaha		2	2
20	31	Toby JAMES	Yamaha		1	1



Chief Timekeeper - Scott Lang



Race Director - Tom Williams



RACE & ROAD SUPERSPORT 300

Race 1

Date: 21/02/25
Event: R01
Weather: Sunny - Temp: 23.0C
Track: Dry - Temp: 34.5C

Started at: 17:05:43
Laps: 8
Starters: 41
Posted at: 8:16 AM

AMENDED RACE INFORMATION

Time	Description
17:00:11	SIGHTING LAP STARTED
17:02:46	WARM UP LAP STARTED
17:05:43	Event Start
17:07:21	START UNDER INVESTIGATION
17:11:10	Rider 32 (Mitchel CARRICK) JUMP START PENALTY
17:14:43	Rider 56 (Oscar LEWIS) CRASHED TURN 5
17:15:46	2/3 RACE DISTANCE
17:20:33	Chequered Flag
17:22:31	Event Finish


*** AMENDMENT: #6 (S. McINTOSH) & #98 (T. ZHAO) disqualified for breaching ASBK Sporting Regulation 4.26.6 in relation to minimum weight ***

*** Rider 32 (Mitchel CARRICK (VIC)) - 10 second penalty imposed by Clerk of Course for jumped start - started in wrong grid spot ***

The results are provisional until the expiration of the time limit for protests and appeals.



Chief Timekeeper - Scott Lang



Race Director - Tom Williams

