

RACE & ROAD SUPERSPORT 300

Race 1

Date: 21/02/25
Event: R01
Weather: Sunny - Temp: 23.0C
Track: Dry - Temp: 34.5C

Started at: 17:05:43
Laps: 8
Starters: 41
Posted at: 8:16 AM

AMENDED SECTOR TIMES

Lap	Sector 1	Sector 2	Sector 3	Sector 4	Lap Time	Spd	Lap	Sector 1	Sector 2	Sector 3	Sector 4	Lap Time	Spd
4 Ethan DELLOW (SA) (30th)							3	26.710	32.377	21.170	31.062	1:51.319	188
1	37.168	34.302	21.946	32.003	2:05.419	160	4	26.800	31.880	21.147	30.812	1:50.639	189
2	27.509	33.544	22.366	31.842	1:55.261	186	5	26.941	32.460	21.089	30.610	1:51.100	189
3	28.652	33.038	21.917	31.810	1:55.417	166	6	26.811	32.429	21.273	30.774	1:51.287	188
4	28.508	32.995	21.828	32.067	1:55.398	174	7	26.617	32.521	21.406	30.453	1:50.997	190
5	28.274	32.908	22.090	32.109	1:55.381	174	8	27.206	32.460	21.158	30.739	1:51.563	190
6	28.476	33.420	21.586	31.624	1:55.106	178	18 Elijah ANDREW (NSW) (37th)						
7	28.553	33.152	21.860	31.784	1:55.349	171	1	46.112	34.584	22.443	32.361	2:15.500	156
8	27.834	32.533	21.887	31.997	1:54.251	177	2	28.697	34.230	22.437	33.067	1:58.431	176
5 Jake SENIOR (VIC) (5th)							3	28.707	34.183	22.536	32.330	1:57.756	174
1	34.251	32.903	20.921	30.779	1:58.854	159	4	28.536	34.108	22.286	32.444	1:57.374	174
2	26.454	32.511	20.805	30.871	1:50.641	189	5	28.669	34.114	22.478	32.546	1:57.807	174
3	26.851	32.353	20.989	30.335	1:50.528	193	6	28.685	34.064	22.453	32.448	1:57.650	173
4	26.455	32.113	20.806	30.714	1:50.088	194	7	28.588	33.987	22.492	32.420	1:57.487	174
5	26.729	32.379	20.724	30.369	1:50.201	190	8	28.487	34.006	22.456	32.312	1:57.261	174
6	26.125	33.103	21.111	31.065	1:51.404	197	22 Jai RUSSO (NSW) (12th)						
7	26.114	31.871	20.801	30.500	1:49.286	192	1	34.733	33.396	21.216	30.848	2:00.193	150
8	26.328	32.310	20.618	30.588	1:49.844	192	2	26.311	32.951	21.105	30.512	1:50.879	196
6 Scott McINTOSH (VIC) (DSQ)							3	26.344	32.531	20.947	30.589	1:50.411	198
1	39.730	35.514	23.224	33.978	2:12.446	151	4	26.200	32.308	21.599	30.834	1:50.941	196
2	29.461	35.494	23.266	33.570	2:01.791	170	5	26.441	31.899	20.945	30.435	1:49.720	190
3	28.843	34.938	23.195	33.373	2:00.349	171	6	26.496	32.393	20.931	30.711	1:50.531	194
4	29.699	34.975	23.392	33.826	2:01.892	165	7	26.448	32.298	20.785	30.545	1:50.076	197
5	29.723	35.381	23.377	33.543	2:02.024	163	8	26.291	32.354	20.643	30.285	1:49.573	188
6	29.873	35.071	23.177	33.389	2:01.510	163	23 Matthew RITTER (VIC) (25th)						
7	30.080	35.266	23.076	33.627	2:02.049	161	1	36.293	33.814	21.541	31.327	2:02.975	159
8	29.784	35.278	23.277	33.398	2:01.737	159	2	26.861	32.745	21.407	30.824	1:51.837	192
7 Oliver SHORT (VIC) (4th)							3	26.677	32.839	21.758	31.020	1:52.294	195
1	33.722	32.715	21.008	31.214	1:58.659	145	4	26.931	32.779	21.062	30.679	1:51.451	191
2	26.780	32.021	20.956	30.620	1:50.377	184	5	27.187	33.017	21.600	31.062	1:52.866	180
3	26.812	32.247	20.925	30.510	1:50.494	186	6	27.083	33.258	21.471	30.794	1:52.606	182
4	27.047	32.739	21.110	30.265	1:51.161	174	7	27.127	32.578	21.416	30.613	1:51.734	184
5	26.333	31.699	20.726	30.332	1:49.090	192	8	27.625	32.425	21.679	30.624	1:52.353	182
6	26.733	32.734	21.572	30.784	1:51.823	183	28 Zane BECKINSALE (NSW) (29th)						
7	26.676	33.840	20.450	30.328	1:51.294	189	1	38.068	34.640	22.617	32.464	2:07.789	157
8	25.619	31.743	20.532	30.030	1:47.924	195	2	27.755	33.790	22.097	32.086	1:55.728	183
11 Nikolas LAZOS (VIC) (19th)							3	27.723	33.264	22.013	31.689	1:54.689	180
1	35.101	33.642	21.204	31.076	2:01.023	159	4	27.806	33.033	21.857	31.688	1:54.384	178
2	26.901	32.182	21.031	31.208	1:51.322	190	5	27.849	33.828	21.896	31.513	1:55.086	185

Scott Lang
Chief Timekeeper - Scott Lang

Tom Williams
Race Director - Tom Williams



RACE & ROAD SUPERSPORT 300
Race 1

Date: **21/02/25**
Event: **R01**
Weather: **Sunny - Temp: 23.0C**
Track: **Dry - Temp: 34.5C**

Started at: **17:05:43**
Laps: **8**
Starters: **41**
Posted at: **8:16 AM**

AMENDED SECTOR TIMES

Lap	Sector 1	Sector 2	Sector 3	Sector 4	Lap Time	Spd	Lap	Sector 1	Sector 2	Sector 3	Sector 4	Lap Time	Spd
6	28.450	33.705	21.653	31.124	1:54.932	183	36 Caiden BUNWORTH (VIC) (35th)						
7	28.224	33.369	21.635	31.339	1:54.567	181	1	38.423	34.676	22.487	33.747	2:09.333	156
8	27.735	32.995	21.746	31.250	1:53.726	178	2	27.797	33.943	22.341	32.471	1:56.552	177
							3	27.853	33.543	22.272	31.783	1:55.451	183
31 Toby JAMES (VIC) (20th)							4	28.040	33.580	22.046	32.341	1:56.007	183
1	34.927	34.201	21.331	30.691	2:01.150	153	5	27.584	33.765	21.863	32.835	1:56.047	180
2	26.566	33.249	21.141	30.817	1:51.773	193	6	27.920	34.201	22.226	33.044	1:57.391	174
3	26.747	32.503	21.043	30.832	1:51.125	190	7	28.886	34.363	22.398	32.531	1:58.178	168
4	26.631	32.446	21.095	30.472	1:50.644	194	8	28.232	34.129	22.316	32.816	1:57.493	169
5	26.669	32.172	21.194	30.786	1:50.821	194							
6	26.873	33.123	21.332	30.853	1:52.181	188	37 Alexander CODEY (NSW) (24th)						
7	26.500	32.456	21.227	30.720	1:50.903	187	1	35.688	33.204	21.356	30.903	2:01.151	157
8	26.547	32.408	21.309	31.020	1:51.284	187	2	26.948	33.005	21.422	30.631	1:52.006	192
							3	26.745	32.560	21.272	31.610	1:52.187	194
32 Mitchel CARRICK (VIC) (21th)							4	27.172	32.281	21.569	30.977	1:51.999	193
1	35.860	33.441	21.323	31.067	2:01.691	159	5	27.196	32.654	21.598	31.358	1:52.806	183
2	26.534	32.473	21.064	30.542	1:50.613	200	6	27.648	33.001	21.580	31.285	1:53.514	176
3	26.406	32.568	21.044	30.884	1:50.902	192	7	27.117	32.480	21.398	31.036	1:52.031	181
4	26.425	32.327	21.034	31.472	1:51.258	190	8	27.759	32.499	21.331	30.716	1:52.305	178
5	26.272	32.182	20.964	30.626	1:50.044	200							
6	26.305	32.326	20.965	30.331	1:49.927	191	39 Scott NICHOLSON (VIC) (3rd)						
7	26.477	32.110	20.889	30.492	1:49.968	190	1	33.819	32.138	21.405	31.239	1:58.601	145
8	26.338	32.177	20.999	30.628	1:50.142	190	2	26.388	31.932	21.184	30.715	1:50.219	186
							3	26.768	32.131	21.081	30.640	1:50.620	181
33 Jordy SIMPSON (SA) (2nd)							4	26.612	31.733	21.054	30.808	1:50.207	184
1	33.949	32.301	21.365	31.045	1:58.660	145	5	26.756	31.805	20.959	30.562	1:50.082	181
2	26.464	32.006	21.105	30.691	1:50.266	187	6	27.032	32.985	20.982	30.506	1:51.505	180
3	26.797	32.111	21.118	30.558	1:50.584	183	7	26.338	31.743	20.771	30.271	1:49.123	186
4	26.686	31.904	21.191	30.665	1:50.446	188	8	26.461	31.868	20.982	30.592	1:49.903	186
5	26.572	31.812	20.980	30.397	1:49.761	186							
6	27.102	33.094	21.019	30.738	1:51.953	179	41 Hudson THOMPSON (NSW) (6th)						
7	26.243	31.597	21.013	30.591	1:49.444	188	1	34.024	32.906	21.177	30.940	1:59.047	145
8	26.346	31.668	20.800	30.329	1:49.143	193	2	26.736	32.698	20.885	30.380	1:50.699	193
							3	26.289	31.982	21.182	30.346	1:49.799	195
34 Seth DELLOW (SA) (15th)							4	27.235	32.324	21.924	30.513	1:51.996	174
1	35.452	32.852	21.212	30.764	2:00.280	156	5	26.432	31.827	20.622	30.047	1:48.928	189
2	26.263	32.748	21.061	30.541	1:50.613	194	6	26.195	33.019	21.416	31.265	1:51.895	197
3	26.335	32.436	21.057	30.831	1:50.659	195	7	26.357	31.886	20.614	29.911	1:48.768	194
4	26.200	32.097	21.512	30.320	1:50.129	193	8	26.334	32.540	20.659	30.227	1:49.760	186
5	26.180	32.386	21.105	30.870	1:50.541	191							
6	26.330	33.769	21.191	31.146	1:52.436	191	42 Riley NAUTA (QLD) (26th)						
7	27.073	32.616	21.330	31.351	1:52.370	186	1	35.247	32.657	21.242	30.986	2:00.132	151
8	27.508	32.424	20.968	30.889	1:51.789	184	2	26.111	32.646	21.127	30.556	1:50.440	200

Chief Timekeeper - Scott Lang

Race Director - Tom Williams





RACE & ROAD SUPERSPORT 300
Race 1

 Date: **21/02/25**
 Event: **R01**
 Weather: **Sunny - Temp: 23.0C**
 Track: **Dry - Temp: 34.5C**

 Started at: **17:05:43**
 Laps: **8**
 Starters: **41**
 Posted at: **8:16 AM**
AMENDED SECTOR TIMES

Lap	Sector 1	Sector 2	Sector 3	Sector 4	Lap Time	Spd	Lap	Sector 1	Sector 2	Sector 3	Sector 4	Lap Time	Spd
3	26.141	32.599	20.928	30.530	1:50.198	195	6	26.217	31.769	20.716	30.377	1:49.079	192
4	26.522	32.465	21.418	30.633	1:51.038	196	7	27.192	32.001	20.705	30.488	1:50.386	201
5	26.328	32.333	21.055	30.519	1:50.235	194	8	26.207	31.678	20.712	30.252	1:48.849	196
6	26.292	49.377	21.346	31.435	2:08.450	192	56 Oscar LEWIS (NSW) (DNF)						
7	26.888	32.637	21.481	31.334	1:52.340	186	1	36.581	33.997	21.281	31.179	2:03.038	155
8	27.017	32.845	21.992	31.713	1:53.567	186	2	26.920	32.729	21.331	30.854	1:51.834	187
43 John PELGRAVE (QLD) (17th)							3	26.979	32.746	21.427	30.706	1:51.858	187
1	35.462	33.086	21.144	31.135	2:00.827	158	4	26.625	32.332	20.947	30.701	1:50.605	184
2	26.507	32.583	21.294	31.135	1:51.519	188	59 Sam DRANE (NSW) (8th)						
3	26.886	32.351	21.061	31.127	1:51.425	183	1	33.805	32.890	21.209	31.100	1:59.004	146
4	26.837	32.396	21.205	30.316	1:50.754	190	2	26.597	32.504	20.890	30.542	1:50.533	193
5	26.394	32.516	21.048	30.977	1:50.935	199	3	26.885	32.625	20.903	30.667	1:51.080	191
6	26.581	32.468	21.170	30.689	1:50.908	191	4	26.283	33.493	21.070	30.934	1:51.780	191
7	26.427	32.338	21.379	30.768	1:50.912	191	5	25.916	32.256	21.086	30.540	1:49.798	191
8	27.253	32.594	21.157	30.725	1:51.729	187	6	26.143	32.272	20.726	31.014	1:50.155	194
46 William HUNT (NSW) (33th)							7	26.289	31.843	20.696	30.334	1:49.162	195
1	36.523	34.473	22.037	31.954	2:04.987	156	8	26.284	32.102	20.710	30.542	1:49.638	194
2	27.582	33.581	22.407	32.101	1:55.671	182	60 David COWARD (TAS) (14th)						
3	28.517	34.005	21.835	31.585	1:55.942	174	1	35.664	33.777	21.513	31.105	2:02.059	156
4	27.203	33.667	22.336	32.100	1:55.306	189	2	26.440	32.781	21.332	30.411	1:50.964	194
5	27.656	33.744	21.863	31.867	1:55.130	182	3	26.368	32.479	20.922	30.828	1:50.597	194
6	27.964	33.511	22.060	31.402	1:54.937	179	4	26.211	32.750	21.062	31.023	1:51.046	193
7	28.094	34.505	21.841	31.431	1:55.871	171	5	26.811	32.951	20.942	30.416	1:51.120	193
8	27.516	33.330	22.096	31.262	1:54.204	178	6	26.920	32.945	20.796	30.221	1:50.882	193
48 Valentino KNEZOVIC (NSW) (11th)							7	26.399	32.529	21.376	30.448	1:50.752	193
1	35.012	32.576	21.407	30.529	1:59.524	151	8	26.435	32.369	21.008	31.262	1:51.074	193
2	26.516	32.661	20.895	31.089	1:51.161	196	61 Rossi McADAM (WA) (23th)						
3	26.319	32.839	21.142	30.898	1:51.198	193	1	36.026	33.745	21.396	31.364	2:02.531	158
4	26.084	32.181	21.430	30.870	1:50.565	191	2	26.924	32.660	21.478	31.016	1:52.078	194
5	26.065	32.151	21.105	31.017	1:50.338	192	3	27.022	33.095	21.621	31.063	1:52.801	190
6	26.083	32.302	20.946	30.463	1:49.794	188	4	26.772	32.331	21.159	30.866	1:51.128	191
7	26.240	31.925	20.662	30.583	1:49.410	198	5	26.752	32.878	21.336	31.066	1:52.032	184
8	26.037	32.117	20.833	31.133	1:50.120	188	6	27.156	33.337	21.537	30.977	1:53.007	180
55 Jake PAIGE (QLD) (10th)							7	27.364	32.551	21.402	30.921	1:52.238	179
1	35.854	34.592	21.035	30.936	2:02.417	149	8	27.358	32.538	21.343	30.865	1:52.104	184
2	26.695	32.421	21.162	31.005	1:51.283	202	63 Mitchell CARTWRIGHT (NSW) (27th)						
3	26.274	32.065	20.908	30.749	1:49.996	200	1	38.822	34.659	22.582	33.691	2:09.754	157
4	26.283	32.253	20.957	30.840	1:50.333	197	2	28.118	33.555	22.213	32.185	1:56.071	187
5	26.353	31.923	20.911	30.458	1:49.645	192							


 Chief Timekeeper - Scott Lang


 Race Director - Tom Williams


RACE & ROAD SUPERSPORT 300
Race 1

 Date: 21/02/25
 Event: R01
 Weather: Sunny - Temp: 23.0C
 Track: Dry - Temp: 34.5C

 Started at: 17:05:43
 Laps: 8
 Starters: 41
 Posted at: 8:16 AM

AMENDED SECTOR TIMES

Lap	Sector 1	Sector 2	Sector 3	Sector 4	Lap Time	Spd	Lap	Sector 1	Sector 2	Sector 3	Sector 4	Lap Time	Spd
3	27.364	32.717	21.987	31.461	1:53.529	189	6	28.285	33.754	21.673	32.184	1:55.896	189
4	27.464	33.181	21.699	30.902	1:53.246	184	7	27.720	33.630	21.923	31.721	1:54.994	184
5	27.947	33.895	21.820	31.097	1:54.759	185	8	27.521	32.817	21.703	31.337	1:53.378	185
6	27.331	32.884	21.561	31.101	1:52.877	190	78 Josh UNDERWOOD (VIC) (DNF)						
7	27.603	33.121	21.655	31.486	1:53.865	182	1	38.656	34.574	22.404	32.618	2:08.252	156
8	27.780	33.281	21.802	31.303	1:54.166	178	2	27.567	33.766	22.152	32.487	1:55.972	187
66 Mitch SIMPSON (SA) (9th)							3	27.658	33.766	22.398	32.590	1:56.412	174
1	34.454	33.080	21.332	30.299	1:59.165	148	4	27.095	32.986	21.600	32.259	1:53.940	179
2	26.785	32.297	21.079	30.481	1:50.642	187	5	27.122	33.281	21.696	31.929	1:54.028	175
3	26.387	32.069	21.125	30.128	1:49.709	193	6	27.421	33.180	21.609	31.588	1:53.798	179
4	27.022	32.228	20.994	30.491	1:50.735	179	83 Alvin WU (QLD) (34th)						
5	26.390	32.687	20.905	30.138	1:50.120	192	1	37.701	34.865	22.857	33.929	2:09.352	154
6	26.224	33.028	21.381	30.846	1:51.479	195	2	27.959	33.572	22.420	32.171	1:56.122	178
7	26.346	31.632	20.991	30.236	1:49.205	194	3	28.048	33.624	22.637	31.666	1:55.975	179
8	26.316	32.384	20.930	30.602	1:50.232	193	4	27.589	33.322	22.283	32.094	1:55.288	188
67 Tom NICOLSON (VIC) (7th)							5	27.839	33.726	22.104	32.080	1:55.749	175
1	34.564	33.133	21.050	30.527	1:59.274	149	6	27.843	33.667	22.338	32.222	1:56.070	174
2	26.849	32.886	21.160	30.569	1:51.464	192	7	27.940	33.781	22.554	32.165	1:56.440	174
3	26.178	32.588	20.922	30.558	1:50.246	199	8	27.757	33.682	22.316	31.885	1:55.640	173
4	26.395	32.145	21.318	30.692	1:50.550	199	84 Zachary RUSSO (NSW) (36th)						
5	26.055	31.968	20.658	30.582	1:49.263	198	1	37.578	34.794	22.457	32.829	2:07.658	161
6	26.239	33.194	21.031	30.944	1:51.408	198	2	28.608	33.896	22.326	32.286	1:57.116	179
7	26.300	31.738	20.792	30.384	1:49.214	199	3	27.977	34.029	22.153	32.044	1:56.203	185
8	26.252	31.665	21.123	30.440	1:49.480	195	4	28.410	34.191	22.125	37.280	2:02.006	186
68 Ryan LARKIN (VIC) (13th)							5	28.744	34.347	22.849	32.621	1:58.561	174
1	34.374	32.924	21.258	30.475	1:59.031	141	6	28.694	34.213	22.635	32.678	1:58.220	172
2	26.821	32.780	20.948	30.322	1:50.871	191	7	28.852	34.208	22.489	32.555	1:58.104	172
3	26.465	32.523	21.117	30.527	1:50.632	198	8	28.610	34.478	22.686	32.745	1:58.519	171
4	26.498	32.197	21.074	30.747	1:50.516	187	85 Phoenix O'BRIEN (VIC) (31th)						
5	26.432	32.196	20.743	30.515	1:49.886	186	1	37.363	34.278	21.795	32.064	2:05.500	157
6	26.188	33.249	21.122	31.107	1:51.666	190	2	27.657	33.462	22.395	32.107	1:55.621	186
7	26.269	32.265	21.205	30.682	1:50.421	195	3	28.098	33.495	21.914	31.899	1:55.406	185
8	26.205	31.998	20.998	30.858	1:50.059	190	4	27.488	33.178	22.494	32.016	1:55.176	184
71 Hudson AIR (SA) (32th)							5	27.686	33.641	21.986	31.822	1:55.135	179
1	37.070	34.055	21.671	31.792	2:04.588	158	6	28.759	33.447	22.109	31.397	1:55.712	177
2	27.833	33.885	22.013	32.369	1:56.100	184	7	27.676	32.980	21.966	32.054	1:54.676	184
3	28.214	33.385	22.232	31.890	1:55.721	176	8	27.465	33.475	21.793	31.654	1:54.387	182
4	28.046	33.424	22.267	32.343	1:56.080	184	95 Tara MORRISON (SA) (1st)						
5	27.724	33.435	21.998	31.965	1:55.122	185							

Chief Timekeeper - Scott Lang

Race Director - Tom Williams



RACE & ROAD SUPERSPORT 300
Race 1

 Date: **21/02/25**
 Event: **R01**
 Weather: **Sunny - Temp: 23.0C**
 Track: **Dry - Temp: 34.5C**

 Started at: **17:05:43**
 Laps: **8**
 Starters: **41**
 Posted at: **8:16 AM**
AMENDED SECTOR TIMES

Lap	Sector 1	Sector 2	Sector 3	Sector 4	Lap Time	Spd	Lap	Sector 1	Sector 2	Sector 3	Sector 4	Lap Time	Spd
1	34.434	32.879	21.147	30.474	1:58.934	144	1	35.742	33.877	21.133	31.485	2:02.237	160
2	26.667	32.316	20.940	30.721	1:50.644	186	2	26.616	33.038	21.076	30.985	1:51.715	200
3	26.346	32.521	21.111	30.234	1:50.212	195	3	26.383	32.336	21.039	30.612	1:50.370	199
4	26.443	32.024	20.974	30.768	1:50.209	192	4	26.875	32.294	21.080	30.080	1:50.329	200
5	26.941	31.986	20.931	30.231	1:50.089	185	5	26.532	32.072	21.207	30.829	1:50.640	201
6	26.037	32.144	21.183	30.849	1:50.213	193	6	26.515	32.375	21.322	30.802	1:51.014	192
7	26.649	31.821	21.154	30.495	1:50.119	180	7	26.397	32.797	21.381	30.621	1:51.196	193
8	26.478	31.924	21.098	30.279	1:49.779	187	8	26.679	32.515	21.561	30.912	1:51.667	196

98 Tianhao ZHAO (VIC) (DSQ)

1	37.757	35.100	22.526	32.331	2:07.714	156
2	27.918	33.641	22.244	32.713	1:56.516	180
3	27.592	33.457	21.984	32.143	1:55.176	173
4	27.792	33.441	22.131	31.778	1:55.142	181
5	27.987	33.378	22.122	32.063	1:55.550	174
6	27.590	33.474	22.109	32.159	1:55.332	174
7	27.637	33.417	22.149	32.247	1:55.450	174
8	27.656	33.597	22.219	32.245	1:55.717	174

222 Lincoln KNIGHT (NSW) (22th)

1	36.268	34.487	21.422	30.973	2:03.150	159
2	26.778	33.063	21.339	30.677	1:51.857	195
3	26.841	32.735	21.167	30.954	1:51.697	195
4	26.936	32.577	21.165	30.872	1:51.550	185
5	26.771	34.654	21.292	30.781	1:53.498	189
6	26.534	33.292	21.239	30.838	1:51.903	193
7	26.909	32.614	21.391	31.131	1:52.045	182
8	27.358	32.509	21.256	30.981	1:52.104	181

99 Nixon FROST (VIC) (16th)

1	36.167	33.720	21.566	31.140	2:02.593	160
2	26.725	32.705	21.790	30.765	1:51.985	194
3	26.342	31.944	21.230	31.182	1:50.698	190
4	26.911	32.046	20.983	30.314	1:50.254	189
5	26.391	32.101	21.044	30.516	1:50.052	189
6	26.288	32.420	20.982	30.815	1:50.505	191
7	26.888	32.308	21.102	30.569	1:50.867	183
8	27.440	32.422	21.040	30.999	1:51.901	182

323 Flynn JACOBS (SA) (28th)


1	36.511	34.004	21.935	31.274	2:03.724	157
2	27.152	33.123	21.466	31.753	1:53.494	185
3	27.647	33.586	21.823	31.869	1:54.925	177
4	28.107	33.678	21.967	31.965	1:55.717	174
5	28.208	33.854	21.904	31.958	1:55.924	172
6	28.192	33.843	21.820	31.861	1:55.716	171
7	28.078	33.078	21.743	31.793	1:54.692	171
8	27.897	33.304	21.820	31.545	1:54.566	180

128 Tyler KING (VIC) (18th)

*** AMENDMENT: #6 (S. McINTOSH) & #98 (T. ZHAO) disqualified for breaching ASBK Sporting Regulation 4.26.6 in relation to minimum weight ***

*** Rider 32 (Mitchel CARRICK (VIC)) - 10 second penalty imposed by Clerk of Course for jumped start - started in wrong grid spot ***

The results are provisional until the expiration of the time limit for protests and appeals.



Chief Timekeeper - Scott Lang



Race Director - Tom Williams

