



RACE & ROAD SUPERSPORT 300
Race 2

 Date: **22/02/25**
 Event: **R02**
 Weather: **Sunny - Temp: 24.0C**
 Track: **Dry - Temp: 20.4C**

 Started at: **08:51:59**
 Laps: **8**
 Starters: **41**
 Posted at: **9:17 AM**
PROVISIONAL CLASSIFICATION

Pos	No	Name	Machine	Laps	Race Time	Behind Leader	Behind Prev	Fastest Lap	On Lap
1	33	Jordy SIMPSON (SA) / YRD / Yamaha Aust. / Simpson Crash / Simpson Signs	Yamaha YZF-R3	8	14:47.247			1:48.359	8
2	41	Hudson THOMPSON (NSW) / I & K Excavations / MotoStars / 4SR / RS&C	Yamaha YZF-R3	8	14:47.265	.018	.018	1:48.703	8
3	39	Scott NICHOLSON (VIC) / Traction Control M-sport / G. Williams M-cycle Eng. / RST Moto / KYT / Michelin	Kawasaki Ninja	8	14:47.278	.031	.013	1:49.332	8
4	48	Valentino KNEZOVIC (NSW) / Motocity / Excite / Billetta Imports	Yamaha YZF-R3	8	14:47.326	.079	.048	1:48.842	8
5	7	Oliver SHORT (VIC) / Highside / 1Self / FUSport / Handcrafted Homes / Racelines / PROrace	Kawasaki Ninja	8	14:47.493	.246	.167	1:48.873	8
6	95	Tara MORRISON (SA) / Fearless M-c / Alpinestars / Active Tree Serv. / Nightmare Designs / Morgans Cranes	Kawasaki Ninja	8	14:47.602	.355	.109	1:48.982	8
7	128	Tyler KING (VIC)	Kawasaki Ninja	8	14:47.769	.522	.167	1:48.748	5
8	59	Sam DRANE (NSW) / Estenson Racing	Yamaha YZF-R3	8	14:47.851	.604	.082	1:48.505	8
9	66	Mitch SIMPSON (SA) / YRD / Yamaha Aust. / Simpson Crash / Simpson Signs	Yamaha YZF-R3	8	14:48.092	.845	.241	1:49.216	8
10	68	Ryan LARKIN (VIC) / Drysdale's Chaff / Scrivens Honda	Yamaha YZF-R3	8	14:48.299	1.052	.207	1:49.362	8
11	55	Jake PAIGE (QLD) / Champions Ride Days / Dunlop / Kawasaki	Kawasaki Ninja	8	14:48.638	1.391	.339	1:49.200	8
12	42	Riley NAUTA (QLD) / Champion's Ride Days / Dunlop / Kawasaki	Kawasaki Ninja	8	14:48.708	1.461	.070	1:49.185	7
13	67	Tom NICOLSON (VIC) / LS2 Helmets / Calder Auto Electrics / Ord's M-cycles Ararat / Tint NV	Kawasaki Ninja	8	14:48.795	1.548	.087	1:49.217	6
14	5	Jake SENIOR (VIC) / Boltions / JLB Construction / Luxe Hair Lab / Boyers	Yamaha YZF-R3	8	14:48.832	1.585	.037	1:48.972	6
15	99	Nixon FROST (VIC)	Yamaha YZF-R3	8	14:48.940	1.693	.108	1:49.344	7
16	11	Nikolas LAZOS (VIC) / Stop & Seal Racing / Macbuild / Clean to You / City MX / Karora.au	Yamaha YZF-R3	8	14:49.175	1.928	.235	1:49.090	8
17	22	Jai RUSSO (NSW) / Russo Performance / FUSport	Yamaha YZF-R3	8	14:49.872	2.625	.697	1:49.509	5
18	60	David COWARD (TAS) / LRG / Webb Racing / Bridgestone / Spectrum / Mustard	Kawasaki Ninja	8	14:59.497	12.250	9.625	1:50.652	3
19	32	Mitchel CARRICK (VIC) / Grinning Dingo / Shoei Helmets / Race & Road / RBT Suppliers / Axle Armor	Kawasaki Ninja	8	15:04.136	16.889	4.639	1:49.505	4
20	61	Rossi McADAM (WA) / Ma17tin Coaching / Premier Service Aust. / 61 Club / TJI Solutions / EAC Systems	Yamaha YZF-R3	8	15:04.257	17.010	.121	1:49.666	5
21	63	Mitchell CARTWRIGHT (NSW) / Motocity / Complete AV / FSport / Tactical Recovery / AGV / Ricondi	Yamaha YZF-R3	8	15:04.572	17.325	.315	1:50.437	6
22	34	Seth DELLOW (SA) / Team BWR / Murrundi Ferry Services	Yamaha YZF-R3	8	15:04.610	17.363	.038	1:51.212	4
23	43	John PELGRAVE (QLD) / Marty's Moto Repairs / Fauna Solutions / MDG Bike / A&P Electrical	Yamaha YZF-R3	8	15:04.716	17.469	.106	1:50.894	6
24	23	Matthew RITTER (VIC) / GC Racing	Yamaha YZF-R3	8	15:04.769	17.522	.053	1:50.592	6
25	31	Toby JAMES (VIC) / Ricondi / Race & Road	Yamaha YZF-R3	8	15:04.830	17.583	.061	1:50.927	6


 Chief Timekeeper - Scott Lang


 Race Director - Tom Williams


RACE & ROAD SUPERSPORT 300
Race 2


 Date: **22/02/25**
 Event: **R02**
 Weather: **Sunny - Temp: 24.0C**
 Track: **Dry - Temp: 20.4C**

 Started at: **08:51:59**
 Laps: **8**
 Starters: **41**
 Posted at: **9:17 AM**
PROVISIONAL CLASSIFICATION

Pos	No	Name	Machine	Laps	Race Time	Behind Leader	Behind Prev	Fastest Lap	On Lap
26	222	Lincoln KNIGHT (NSW) / Astina / Knights Fencing / Ricondi Race & Road / Penrite Oil / Excite M-sports	Yamaha YZF-R3	8	15:04.921	17.674	.091	1:50.861	6
27	56	Oscar LEWIS (NSW) / MotoSchool Race Team	Yamaha YZF-R3	8	15:05.054	17.807	.133	1:50.930	2
28	37	Alexander CODEY (NSW) / Spartan Creative / Impact Smash Repairs / Bridgestone / Whites Racing Products	Yamaha YZF-R3	8	15:05.225	17.978	.171	1:51.245	6
29	323	Flynn JACOBS (SA) / Enzed Adelaide	Yamaha YZF-R3	8	15:10.811	23.564	5.586	1:51.452	4
30	71	Hudson AIR (SA) / Butterfields Services (Aust) Pty Ltd	Yamaha YZF-R3	8	15:10.987	23.740	.176	1:51.522	5
31	46	William HUNT (NSW) / Project 46 / Knight Designs / AT1 Pro Race Suits / Picture Me Rollin / Loadlink	Yamaha YZF-R3	8	15:11.001	23.754	.014	1:51.984	4
32	28	Zane BECKINSALE (NSW) / MotoSchool	Yamaha YZF-R3	8	15:21.864	34.617	10.863	1:52.400	2
33	85	Phoenix O'BRIEN (VIC) / MotoGo Yamaha Race Team	Yamaha YZF-R3	8	15:32.654	45.407	10.790	1:53.402	5
34	4	Ethan DELLOW (SA) / Team BWR / Murrundi Ferry Services	Yamaha YZF-R3	8	15:34.247	47.000	1.593	1:53.480	8
35	98	Tianhao ZHAO (VIC) / Moto Ridenow /GB Racing / SBS	Yamaha YZF-R3	8	15:34.298	47.051	.051	1:54.465	8
36	83	Alvin WU (QLD) / Addicted to Track	Yamaha YZF-R3	8	15:34.771	47.524	.473	1:54.636	7
37	36	Caiden BUNWORTH (VIC) / Core24 Health & Fitness	Kawasaki Ninja	8	15:43.848	56.601	9.077	1:55.979	8
38	18	Elijah ANDREW (NSW) / MotoSchool	Yamaha YZF-R3	8	15:44.647	57.400	.799	1:56.165	4
39	6	Scott McINTOSH (VIC) / Sleekline Installations	Yamaha YZF-R3	8	16:01.836	1:14.589	17.189	1:58.123	2
40	84	Zachary RUSSO (NSW) / Secure Building Solutions	Yamaha YZF-R3	8	16:13.317	1:26.070	11.481	1:57.141	8
DNF	78	Josh UNDERWOOD (VIC) / Metcher Motorsport / Trevs TT Tours	Yamaha YZF-R3	2	4:04.460	5 Laps		1:56.040	2

Fastest Lap was 1:48.359 by 33 Jordy SIMPSON (SA)

The results are provisional until the expiration of the time limit for protests and appeals.



Chief Timekeeper - Scott Lang



Race Director - Tom Williams




RACE & ROAD SUPERSPORT 300
Race 2

Date: **22/02/25**
Event: **R02**
Weather: **Sunny - Temp: 24.0C**
Track: **Dry - Temp: 20.4C**

Started at: **08:51:59**
Laps: **8**
Starters: **41**
Posted at: **9:17 AM**
PROVISIONAL LAP TIMES

No	Name	Lap 1	Lap 2	Lap 3	Lap 4	Lap 5	Lap 6	Lap 7	Lap 8
4	Ethan DELLOW (SA)	2:07.748	1:56.448	1:56.605	1:55.461	1:55.201	1:55.072	1:54.232	1:53.480
5	Jake SENIOR (VIC)	1:58.134	1:49.981	1:50.872	1:50.566	1:51.438	1:48.972	1:48.973	1:49.896
6	Scott McINTOSH (VIC)	2:08.884	1:58.123	1:58.638	1:58.594	1:58.778	1:59.150	1:59.998	1:59.671
7	Oliver SHORT (VIC)	1:58.497	1:49.936	1:50.013	1:50.396	1:49.465	1:50.336	1:49.977	1:48.873
11	Nikolas LAZOS (VIC)	2:00.688	1:51.295	1:49.363	1:49.870	1:50.173	1:49.169	1:49.527	1:49.090
18	Elijah ANDREW (NSW)	2:07.395	1:56.989	1:57.395	1:56.165	1:56.318	1:56.512	1:56.917	1:56.956
22	Jai RUSSO (NSW)	1:59.405	1:49.962	1:50.561	1:50.284	1:49.509	1:50.275	1:50.262	1:49.614
23	Matthew RITTER (VIC)	2:02.805	1:52.085	1:52.765	1:52.071	1:51.060	1:50.592	1:51.585	1:51.806
28	Zane BECKINSALE (NSW)	2:04.535	1:52.400	1:53.305	1:53.684	1:54.661	1:54.579	1:54.200	1:54.500
31	Toby JAMES (VIC)	2:01.789	1:52.161	1:52.268	1:52.361	1:51.521	1:50.927	1:52.384	1:51.419
32	Mitchel CARRICK (VIC)	2:01.785	1:49.896	1:49.530	1:49.505	1:50.882	1:53.211	1:55.349	1:53.978
33	Jordy SIMPSON (SA)	1:57.690	1:50.402	1:50.217	1:50.652	1:49.280	1:50.343	1:50.304	1:48.359
34	Seth DELLOW (SA)	2:00.173	1:51.459	1:51.347	1:51.212	1:52.357	1:53.345	1:52.599	1:52.118
36	Caiden BUNWORTH (VIC)	2:08.421	1:56.172	1:56.976	1:56.670	1:56.115	1:56.768	1:56.747	1:55.979
37	Alexander CODEY (NSW)	2:02.500	1:52.459	1:52.760	1:51.608	1:51.507	1:51.245	1:51.333	1:51.813
39	Scott NICHOLSON (VIC)	1:57.702	1:50.538	1:49.842	1:50.642	1:49.560	1:49.999	1:49.663	1:49.332
41	Hudson THOMPSON (NSW)	1:57.732	1:50.302	1:50.331	1:50.503	1:49.354	1:50.410	1:49.930	1:48.703
42	Riley NAUTA (QLD)	1:59.525	1:50.037	1:50.670	1:50.535	1:49.794	1:49.536	1:49.185	1:49.426
43	John PELGRAVE (QLD)	2:01.827	1:52.178	1:52.235	1:52.401	1:51.483	1:50.894	1:51.373	1:52.325
46	William HUNT (NSW)	2:02.830	1:52.609	1:52.513	1:51.984	1:52.222	1:52.522	1:53.610	1:52.711
48	Valentino KNEZOVIC (NSW)	1:59.004	1:50.022	1:49.611	1:50.133	1:49.537	1:50.372	1:49.805	1:48.842
55	Jake PAIGE (QLD)	1:59.344	1:49.950	1:50.240	1:50.482	1:49.728	1:49.656	1:50.038	1:49.200
56	Oscar LEWIS (NSW)	2:00.130	1:50.930	1:51.034	1:52.110	1:52.453	1:53.234	1:52.551	1:52.612
59	Sam DRANE (NSW)	1:58.569	1:49.971	1:49.935	1:51.373	1:49.810	1:50.215	1:49.473	1:48.505
60	David COWARD (TAS)	2:00.683	1:51.478	1:50.652	1:50.852	1:51.198	1:51.474	1:51.753	1:51.407
61	Rossi McADAM (WA)	1:59.967	1:50.128	1:49.732	1:50.630	1:49.666	1:49.880	1:50.328	2:03.926
63	Mitchell CARTWRIGHT (NSW)	2:03.802	1:51.199	1:53.010	1:51.973	1:50.939	1:50.437	1:51.355	1:51.857
66	Mitch SIMPSON (SA)	1:58.839	1:49.352	1:50.220	1:50.976	1:49.407	1:49.887	1:50.195	1:49.216
67	Tom NICOLSON (VIC)	1:58.759	1:50.123	1:50.256	1:49.910	1:51.932	1:49.217	1:49.272	1:49.326
68	Ryan LARKIN (VIC)	1:58.008	1:50.126	1:51.231	1:50.595	1:49.741	1:49.707	1:49.529	1:49.362
71	Hudson AIR (SA)	2:04.327	1:52.482	1:52.325	1:51.853	1:51.522	1:51.977	1:53.775	1:52.726
78	Josh UNDERWOOD (VIC)	2:08.420	1:56.040						
83	Alvin WU (QLD)	2:07.394	1:54.719	1:55.694	1:56.047	1:56.146	1:55.497	1:54.636	1:54.638
84	Zachary RUSSO (NSW)	2:07.244	2:20.853	1:57.899	1:57.942	1:57.327	1:57.698	1:57.213	1:57.141
85	Phoenix O'BRIEN (VIC)	2:07.792	1:56.758	1:57.070	1:54.702	1:53.402	1:54.895	1:54.084	1:53.951
95	Tara MORRISON (SA)	1:57.716	1:50.051	1:50.309	1:51.042	1:49.055	1:51.150	1:49.297	1:48.982
98	Tianhao ZHAO (VIC)	2:06.224	1:55.367	1:56.158	1:56.096	1:55.900	1:54.917	1:55.171	1:54.465
99	Nixon FROST (VIC)	2:00.203	1:49.549	1:50.134	1:50.225	1:49.895	1:50.238	1:49.344	1:49.352
128	Tyler KING (VIC)	2:01.354	1:50.233	1:48.749	1:49.202	1:48.748	1:50.456	1:49.739	1:49.288
222	Lincoln KNIGHT (NSW)	2:02.258	1:51.679	1:52.278	1:52.411	1:51.453	1:50.861	1:51.599	1:52.382
323	Flynn JACOBS (SA)	2:04.315	1:52.859	1:51.920	1:51.452	1:51.980	1:51.972	1:53.825	1:52.488

The results are provisional until the expiration of the time limit for protests and appeals.



Chief Timekeeper - Scott Lang



Race Director - Tom Williams



RACE & ROAD SUPERSPORT 300

Race 2

Date: 22/02/25
Event: R02
Weather: Sunny - Temp: 24.0C
Track: Dry - Temp: 20.4C

Started at: 08:51:59
Laps: 8
Starters: 41
Posted at: 9:17 AM

PROVISIONAL SECTOR TIMES

Lap	Sector 1	Sector 2	Sector 3	Sector 4	Lap Time	Spd	Lap	Sector 1	Sector 2	Sector 3	Sector 4	Lap Time	Spd
4 Ethan DELLOW (SA) (34th)							3	26.265	31.923	21.118	30.057	1:49.363	194
1	37.967	34.799	23.036	31.946	2:07.748	161	4	26.146	32.165	21.052	30.507	1:49.870	194
2	28.164	34.076	22.402	31.806	1:56.448	194	5	26.342	32.404	21.221	30.206	1:50.173	193
3	27.955	34.026	22.579	32.045	1:56.605	186	6	26.454	31.794	21.134	29.787	1:49.169	195
4	27.993	33.475	22.600	31.393	1:55.461	183	7	26.194	31.972	21.165	30.196	1:49.527	192
5	27.870	33.554	22.418	31.359	1:55.201	187	8	26.223	32.291	20.936	29.640	1:49.090	193
6	27.659	33.474	22.431	31.508	1:55.072	185	18 Elijah ANDREW (NSW) (38th)						
7	27.568	33.346	22.183	31.135	1:54.232	186	1	37.698	34.882	22.942	31.873	2:07.395	160
8	27.074	32.986	21.865	31.555	1:53.480	190	2	28.254	33.981	22.357	32.397	1:56.989	186
5 Jake SENIOR (VIC) (14th)							3	28.215	34.624	22.638	31.918	1:57.395	187
1	33.743	32.837	21.365	30.189	1:58.134	167	4	27.970	33.899	22.409	31.887	1:56.165	186
2	26.014	32.303	21.273	30.391	1:49.981	201	5	28.100	34.086	22.214	31.918	1:56.318	186
3	26.830	32.875	20.952	30.215	1:50.872	191	6	28.055	34.027	22.476	31.954	1:56.512	183
4	25.967	32.751	21.494	30.354	1:50.566	205	7	28.520	33.898	22.475	32.024	1:56.917	183
5		1:00.201	20.768	30.469	1:51.438	205	8	28.624	34.191	22.355	31.786	1:56.956	183
6	25.827	31.954	21.049	30.142	1:48.972	201	22 Jai RUSSO (NSW) (17th)						
7	25.656	31.891	21.100	30.326	1:48.973	208	1	34.308	33.343	21.155	30.599	1:59.405	156
8	26.474	32.596	20.674	30.152	1:49.896	202	2	26.337	32.475	20.980	30.170	1:49.962	199
6 Scott McINTOSH (VIC) (39th)							3	26.594	32.547	21.232	30.188	1:50.561	199
1	38.799	35.031	23.024	32.030	2:08.884	155	4	26.045	32.451	21.402	30.386	1:50.284	200
2	28.023	34.536	23.107	32.457	1:58.123	184	5	26.176	32.386	20.965	29.982	1:49.509	200
3	28.036	34.796	23.282	32.524	1:58.638	180	6	26.299	32.344	21.257	30.375	1:50.275	198
4	28.159	34.757	23.184	32.494	1:58.594	176	7	25.994	32.871	21.086	30.311	1:50.262	199
5	28.259	34.900	23.094	32.525	1:58.778	175	8	25.710	32.787	20.927	30.190	1:49.614	199
6	28.294	34.809	23.354	32.693	1:59.150	174	23 Matthew RITTER (VIC) (24th)						
7	28.421	35.519	23.228	32.830	1:59.998	173	1	36.518	33.784	21.770	30.733	2:02.805	163
8	28.185	35.446	23.295	32.745	1:59.671	173	2	26.847	32.912	21.784	30.542	1:52.085	200
7 Oliver SHORT (VIC) (5th)							3	26.754	33.610	21.868	30.533	1:52.765	197
1	33.882	32.911	21.361	30.343	1:58.497	149	4	26.639	33.120	21.800	30.512	1:52.071	196
2	26.036	32.606	21.118	30.176	1:49.936	207	5	26.762	32.455	21.596	30.247	1:51.060	199
3	25.542	32.877	21.412	30.182	1:50.013	205	6	26.652	32.951	21.163	29.826	1:50.592	198
4	25.841	32.374	22.068	30.113	1:50.396	200	7	26.591	32.976	21.672	30.346	1:51.585	199
5	25.875	32.497	21.145	29.948	1:49.465	200	8	27.055	32.621	21.357	30.773	1:51.806	200
6	26.262	32.338	21.689	30.047	1:50.336	197	28 Zane BECKINSALE (NSW) (32th)						
7	25.972	33.074	21.024	29.907	1:49.977	195	1	37.362	34.395	22.116	30.662	2:04.535	158
8	25.884	31.788	21.431	29.770	1:48.873	197	2	27.066	33.090	21.708	30.536	1:52.400	187
11 Nikolas LAZOS (VIC) (16th)							3	27.168	33.148	22.083	30.906	1:53.305	186
1	35.273	33.539	21.537	30.339	2:00.688	158	4	27.250	33.409	21.976	31.049	1:53.684	186
2	26.910	32.879	21.353	30.153	1:51.295	194	5	27.463	33.735	22.418	31.045	1:54.661	186

Scott Lang
Chief Timekeeper - Scott Lang

Tom Williams
Race Director - Tom Williams



RACE & ROAD SUPERSPORT 300

Race 2

Started at: 08:51:59

Laps: 8


Starters: 41

Posted at: 9:17 AM

Date: 22/02/25
Event: R02
Weather: Sunny - Temp: 24.0C
Track: Dry - Temp: 20.4C

PROVISIONAL SECTOR TIMES

Lap	Sector 1	Sector 2	Sector 3	Sector 4	Lap Time	Spd	Lap	Sector 1	Sector 2	Sector 3	Sector 4	Lap Time	Spd
6	27.397	33.758	22.402	31.022	1:54.579	183	36 Caiden BUNWORTH (VIC) (37th)						
7	27.295	33.506	22.099	31.300	1:54.200	183	1	38.237	34.940	22.947	32.297	2:08.421	157
8	27.263	33.493	22.456	31.288	1:54.500	183	2	27.606	34.110	22.355	32.101	1:56.172	187
							3	28.227	34.364	22.466	31.919	1:56.976	192
							4	27.612	34.695	22.386	31.977	1:56.670	186
31 Toby JAMES (VIC) (25th)							5	27.136	34.458	22.724	31.797	1:56.115	190
1	34.545	34.528	21.781	30.935	2:01.789	155	6	27.252	34.936	22.673	31.907	1:56.768	188
2	26.676	32.962	21.791	30.732	1:52.161	194	7	27.692	34.517	22.596	31.942	1:56.747	186
3	26.479	33.152	22.009	30.628	1:52.268	194	8	27.304	34.026	22.673	31.976	1:55.979	190
4	26.293	33.234	21.873	30.961	1:52.361	194	37 Alexander CODEY (NSW) (28th)						
5	26.831	32.647	21.690	30.353	1:51.521	191	1	35.844	33.762	22.067	30.827	2:02.500	159
6	27.013	32.370	21.544	30.000	1:50.927	185	2	27.001	33.163	21.583	30.712	1:52.459	194
7	26.771	33.560	21.677	30.376	1:52.384	195	3	27.028	33.010	21.863	30.859	1:52.760	194
8	26.700	32.740	21.554	30.425	1:51.419	194	4	26.864	32.943	21.516	30.285	1:51.608	194
32 Mitchel CARRICK (VIC) (19th)							5	26.819	32.976	21.563	30.149	1:51.507	194
1	35.172	34.243	21.680	30.690	2:01.785	162	6	26.853	32.895	21.326	30.171	1:51.245	195
2	26.001	32.843	21.093	29.959	1:49.896	201	7	26.665	32.749	21.593	30.326	1:51.333	194
3	25.903	32.464	21.053	30.110	1:49.530	200	8	27.199	32.904	21.464	30.246	1:51.813	194
4	25.904	32.266	20.968	30.367	1:49.505	201	39 Scott NICHOLSON (VIC) (3rd)						
5	26.392	32.426	21.262	30.802	1:50.882	201	1	33.029	32.650	21.534	30.489	1:57.702	153
6	26.158	33.144	22.200	31.709	1:53.211	201	2	26.804	32.547	21.095	30.092	1:50.538	190
7	27.240	34.020	22.283	31.806	1:55.349	185	3	25.943	32.093	21.410	30.396	1:49.842	195
8	27.272	34.198	21.754	30.754	1:53.978	186	4	26.075	32.663	21.628	30.276	1:50.642	194
33 Jordy SIMPSON (SA) (1st)							5	25.823	31.976	21.278	30.483	1:49.560	196
1	32.999	32.813	21.523	30.355	1:57.690	149	6	26.157	32.366	21.160	30.316	1:49.999	196
2	26.556	31.645	21.524	30.677	1:50.402	190	7	25.898	32.168	21.326	30.271	1:49.663	194
3	26.339	32.263	21.380	30.235	1:50.217	191	8	25.878	31.919	21.300	30.235	1:49.332	194
4	25.782	32.256	21.843	30.771	1:50.652	199	41 Hudson THOMPSON (NSW) (2nd)						
5	25.939	32.159	21.153	30.029	1:49.280	196	1	33.341	32.550	21.565	30.276	1:57.732	145
6	26.401	31.944	21.537	30.461	1:50.343	190	2	25.924	31.718	22.151	30.509	1:50.302	191
7	25.978	33.104	21.223	29.999	1:50.304	191	3	25.730	32.798	21.428	30.375	1:50.331	191
8	25.308	31.808	21.126	30.117	1:48.359	205	4	26.188	31.871	21.909	30.535	1:50.503	200
34 Seth DELLOW (SA) (22th)							5	25.742	31.549	21.782	30.281	1:49.354	197
1	34.918	33.564	21.453	30.238	2:00.173	157	6	26.274	31.743	21.972	30.421	1:50.410	193
2	26.832	32.788	21.524	30.315	1:51.459	197	7	26.326	31.812	21.592	30.200	1:49.930	197
3	26.846	32.432	21.577	30.492	1:51.347	195	8	25.466	31.838	21.494	29.905	1:48.703	195
4	26.615	32.888	21.340	30.369	1:51.212	195	42 Riley NAUTA (QLD) (12th)						
5	27.167	32.723	21.802	30.665	1:52.357	188	1	34.801	33.312	21.193	30.219	1:59.525	154
6	27.558	33.692	21.613	30.482	1:53.345	190	2	26.099	32.463	21.525	29.950	1:50.037	202
7	27.352	33.020	21.883	30.344	1:52.599	190							
8	27.037	32.884	21.460	30.737	1:52.118	190							



Chief Timekeeper - Scott Lang



Race Director - Tom Williams



RACE & ROAD SUPERSPORT 300
Race 2

 Date: **22/02/25**

 Event: **R02**

 Weather: **Sunny - Temp: 24.0C**

 Track: **Dry - Temp: 20.4C**


 Started at: **08:51:59**

 Laps: **8**

 Starters: **41**

 Posted at: **9:17 AM**
PROVISIONAL SECTOR TIMES

Lap	Sector 1	Sector 2	Sector 3	Sector 4	Lap Time	Spd	Lap	Sector 1	Sector 2	Sector 3	Sector 4	Lap Time	Spd
3	26.497	32.617	21.222	30.334	1:50.670	203	6	25.620	32.383	21.280	30.373	1:49.656	200
4	26.021	32.414	21.266	30.834	1:50.535	202	7	26.057	32.605	21.110	30.266	1:50.038	203
5	25.992	32.450	21.287	30.065	1:49.794	202	8	26.208	32.095	20.801	30.096	1:49.200	203
6	25.834	32.151	21.476	30.075	1:49.536	201	56 Oscar LEWIS (NSW) (27th)						
7	25.756	32.303	21.269	29.857	1:49.185	202	1	34.613	33.768	21.248	30.501	2:00.130	154
8	25.940	32.269	20.944	30.273	1:49.426	202	2	26.611	32.460	21.386	30.473	1:50.930	185
43 John PELGRAVE (QLD) (23th)							3	26.798	32.659	21.226	30.351	1:51.034	183
1	36.043	33.550	21.778	30.456	2:01.827	159	4	26.668	33.390	21.354	30.698	1:52.110	188
2	26.474	32.960	22.029	30.715	1:52.178	197	5	26.782	33.175	21.696	30.800	1:52.453	188
3	26.711	32.537	22.175	30.812	1:52.235	197	6	27.476	33.153	21.639	30.966	1:53.234	186
4	26.493	32.812	22.207	30.889	1:52.401	194	7	26.949	32.976	21.703	30.923	1:52.551	187
5	26.901	32.665	21.754	30.163	1:51.483	191	8	27.313	32.958	21.451	30.890	1:52.612	187
6	26.683	32.846	21.421	29.944	1:50.894	189	59 Sam DRANE (NSW) (8th)						
7	26.319	32.721	21.818	30.515	1:51.373	197	1	34.116	32.991	21.252	30.210	1:58.569	148
8	27.091	32.802	21.405	31.027	1:52.325	188	2	26.202	32.510	21.192	30.067	1:49.971	199
46 William HUNT (NSW) (31th)							3	26.228	32.664	20.982	30.061	1:49.935	197
1	36.249	33.737	21.911	30.933	2:02.830	162	4	26.153	32.877	21.801	30.542	1:51.373	197
2	27.123	33.183	21.742	30.561	1:52.609	196	5	26.393	31.844	20.917	30.656	1:49.810	199
3	26.795	33.170	22.083	30.465	1:52.513	195	6	26.242	32.240	21.125	30.608	1:50.215	198
4	26.806	33.216	21.528	30.434	1:51.984	199	7	25.861	32.550	21.017	30.045	1:49.473	199
5	26.685	33.261	21.608	30.668	1:52.222	199	8	26.057	31.650	21.065	29.733	1:48.505	198
6	26.822	33.569	21.699	30.432	1:52.522	191	60 David COWARD (TAS) (18th)						
7	26.957	33.177	22.210	31.266	1:53.610	195	1	35.590	33.763	21.209	30.121	2:00.683	156
8	27.317	33.055	21.874	30.465	1:52.711	192	2	26.525	33.004	21.377	30.572	1:51.478	193
48 Valentino KNEZOVIC (NSW) (4th)							3	26.554	32.487	21.404	30.207	1:50.652	193
1	34.075	33.175	21.269	30.485	1:59.004	157	4	26.398	32.843	21.299	30.312	1:50.852	194
2	26.073	32.654	21.080	30.215	1:50.022	194	5	26.575	32.847	21.400	30.376	1:51.198	192
3	26.011	32.181	21.300	30.119	1:49.611	195	6	26.890	32.942	21.430	30.212	1:51.474	193
4	26.084	32.399	21.402	30.248	1:50.133	195	7	26.611	33.186	21.530	30.426	1:51.753	193
5	26.113	31.857	21.273	30.294	1:49.537	195	8	26.519	33.035	21.475	30.378	1:51.407	194
6	26.132	32.196	21.734	30.310	1:50.372	194	61 Rossi McADAM (WA) (20th)						
7	26.378	31.617	21.541	30.269	1:49.805	193	1	35.061	33.197	21.324	30.385	1:59.967	161
8	25.900	31.746	21.181	30.015	1:48.842	194	2	26.286	32.368	21.366	30.108	1:50.128	196
55 Jake PAIGE (QLD) (11th)							3	26.077	32.209	21.236	30.210	1:49.732	197
1	34.709	33.163	21.130	30.342	1:59.344	153	4	25.883	32.583	21.351	30.813	1:50.630	196
2	25.892	32.655	21.072	30.331	1:49.950	201	5	26.057	32.483	21.249	29.877	1:49.666	197
3	26.331	32.562	21.071	30.276	1:50.240	202	6	25.968	32.152	21.224	30.536	1:49.880	195
4	25.759	32.911	21.453	30.359	1:50.482	202	7	26.315	32.665	21.171	30.177	1:50.328	196
5	25.753	32.554	20.949	30.472	1:49.728	202	8	35.450	35.166	22.215	31.095	2:03.926	195



Chief Timekeeper - Scott Lang



Race Director - Tom Williams



RACE & ROAD SUPERSPORT 300
Race 2

Date: **22/02/25**
Event: **R02**
Weather: **Sunny - Temp: 24.0C**
Track: **Dry - Temp: 20.4C**

Started at: **08:51:59**
Laps: **8**
Starters: **41**
Posted at: **9:17 AM**

PROVISIONAL SECTOR TIMES

Lap	Sector 1	Sector 2	Sector 3	Sector 4	Lap Time	Spd	Lap	Sector 1	Sector 2	Sector 3	Sector 4	Lap Time	Spd
63 Mitchell CARTWRIGHT (NSW) (21th)							3	26.922	33.022	21.672	30.709	1:52.325	191
1	36.372	34.561	21.636	31.233	2:03.802	163	4	27.073	32.783	21.490	30.507	1:51.853	194
2	26.611	32.591	21.533	30.464	1:51.199	194	5	26.471	32.821	21.825	30.405	1:51.522	194
3	26.718	34.401	21.645	30.246	1:53.010	194	6	26.919	32.747	21.598	30.713	1:51.977	190
4	26.914	32.900	21.864	30.295	1:51.973	196	7	26.986	33.533	22.285	30.971	1:53.775	186
5	26.840	32.701	21.381	30.017	1:50.939	194	8	26.712	32.843	21.902	31.269	1:52.726	191
6	26.707	32.352	21.286	30.092	1:50.437	194	78 Josh UNDERWOOD (VIC) (DNF)						
7	26.655	33.230	21.390	30.080	1:51.355	195	1	38.373	35.004	22.874	32.169	2:08.420	156
8	26.983	32.374	21.471	31.029	1:51.857	195	2	27.734	34.289	22.210	31.807	1:56.040	186
66 Mitch SIMPSON (SA) (9th)							83 Alvin WU (QLD) (36th)						
1	34.199	33.168	21.365	30.107	1:58.839	152	1	37.848	34.526	23.114	31.906	2:07.394	158
2	25.999	31.953	21.221	30.179	1:49.352	196	2	27.121	33.937	22.537	31.124	1:54.719	190
3	26.176	32.637	21.452	29.955	1:50.220	193	3	27.391	33.951	22.693	31.659	1:55.694	188
4	26.483	32.416	21.791	30.286	1:50.976	194	4	27.030	34.185	22.973	31.859	1:56.047	187
5	26.006	32.143	21.294	29.964	1:49.407	197	5	27.762	33.696	22.906	31.782	1:56.146	178
6	26.038	32.257	21.391	30.201	1:49.887	196	6	27.429	33.797	22.778	31.493	1:55.497	182
7	26.322	32.852	21.152	29.869	1:50.195	195	7	27.170	33.607	22.720	31.139	1:54.636	185
8	26.245	31.871	21.090	30.010	1:49.216	197	8	27.137	33.372	22.694	31.435	1:54.638	187
67 Tom NICOLSON (VIC) (13th)							84 Zachary RUSSO (NSW) (40th)						
1	33.575	33.394	21.548	30.242	1:58.759	152	1	37.256	34.483	23.318	32.187	2:07.244	163
2	26.167	32.634	21.105	30.217	1:50.123	199	2	49.849	35.195	23.341	32.468	2:20.853	188
3	26.259	32.826	21.017	30.154	1:50.256	198	3	27.608	35.006	23.177	32.108	1:57.899	182
4	25.934	32.126	21.725	30.125	1:49.910	199	4	27.782	35.035	22.913	32.212	1:57.942	183
5	26.433	32.297	20.921	32.281	1:51.932	197	5	27.693	34.445	23.009	32.180	1:57.327	182
6	26.359	31.721	21.177	29.960	1:49.217	198	6	27.668	34.787	23.092	32.151	1:57.698	182
7	25.963	32.247	21.138	29.924	1:49.272	199	7	27.711	34.530	22.895	32.077	1:57.213	182
8	26.354	32.428	20.741	29.803	1:49.326	198	8	28.009	34.443	22.892	31.797	1:57.141	183
68 Ryan LARKIN (VIC) (10th)							85 Phoenix O'BRIEN (VIC) (33th)						
1	33.155	33.004	21.617	30.232	1:58.008	144	1	37.689	35.373	22.720	32.010	2:07.792	162
2	26.319	32.250	21.269	30.288	1:50.126	197	2	27.964	33.957	22.398	32.439	1:56.758	192
3	26.583	32.953	21.417	30.278	1:51.231	188	3	28.363	34.389	22.761	31.557	1:57.070	196
4	25.842	32.732	21.610	30.411	1:50.595	200	4	26.856	33.895	22.402	31.549	1:54.702	190
5	26.029	32.003	21.105	30.604	1:49.741	200	5	26.898	33.111	22.191	31.202	1:53.402	192
6	25.911	32.241	21.138	30.417	1:49.707	201	6	27.374	33.059	22.393	32.069	1:54.895	187
7	25.811	32.042	21.447	30.229	1:49.529	199	7	27.654	32.922	22.176	31.332	1:54.084	182
8	26.035	31.921	21.394	30.012	1:49.362	199	8	27.261	33.164	22.052	31.474	1:53.951	183
71 Hudson AIR (SA) (30th)							95 Tara MORRISON (SA) (6th)						
1	36.941	34.317	22.014	31.055	2:04.327	161	1	33.493	32.784	21.392	30.047	1:57.716	150
2	26.874	32.866	21.885	30.857	1:52.482	195							

Chief Timekeeper - Scott Lang

Race Director - Tom Williams




RACE & ROAD SUPERSPORT 300
Race 2

 Date: **22/02/25**
 Event: **R02**
 Weather: **Sunny - Temp: 24.0C**
 Track: **Dry - Temp: 20.4C**

 Started at: **08:51:59**
 Laps: **8**
 Starters: **41**
 Posted at: **9:17 AM**
PROVISIONAL SECTOR TIMES

Lap	Sector 1	Sector 2	Sector 3	Sector 4	Lap Time	Spd	Lap	Sector 1	Sector 2	Sector 3	Sector 4	Lap Time	Spd
2	25.808	32.493	21.267	30.483	1:50.051	194	2	26.115	32.502	21.477	30.139	1:50.233	201
3	25.906	32.692	21.524	30.187	1:50.309	193	3	25.805	32.203	21.181	29.560	1:48.749	201
4	25.863	33.012	22.097	30.070	1:51.042	195	4	26.086	31.789	21.240	30.087	1:49.202	201
5	25.890	31.858	21.298	30.009	1:49.055	196	5	26.162	31.711	21.105	29.770	1:48.748	200
6	26.167	33.172	21.233	30.578	1:51.150	195	6	25.971	33.138	21.395	29.952	1:50.456	196
7	26.031	31.793	21.215	30.258	1:49.297	195	7	26.079	32.217	21.094	30.349	1:49.739	198
8	26.484	32.117	20.766	29.615	1:48.982	191	8	26.387	31.747	21.128	30.026	1:49.288	190
98 Tianhao ZHAO (VIC) (35th)							222 Lincoln KNIGHT (NSW) (26th)						
1	37.833	34.168	22.562	31.661	2:06.224	155	1	35.789	34.009	21.612	30.848	2:02.258	159
2	27.110	33.775	22.635	31.847	1:55.367	187	2	26.747	32.719	21.809	30.404	1:51.679	195
3	27.270	33.962	22.771	32.155	1:56.158	182	3	26.699	32.773	21.886	30.920	1:52.278	194
4	27.225	33.834	23.361	31.676	1:56.096	183	4	26.951	32.881	21.923	30.656	1:52.411	190
5	27.190	33.792	22.732	32.186	1:55.900	182	5	26.688	32.663	21.565	30.537	1:51.453	194
6	27.116	33.502	22.241	32.058	1:54.917	183	6	26.951	32.344	21.345	30.221	1:50.861	189
7	27.255	33.697	22.126	32.093	1:55.171	183	7	26.685	33.206	21.571	30.137	1:51.599	194
8	26.954	33.151	22.291	32.069	1:54.465	183	8	27.804	32.974	21.347	30.257	1:52.382	187
99 Nixon FROST (VIC) (15th)							323 Flynn JACOBS (SA) (29th)						
1	35.470	33.276	21.493	29.964	2:00.203	162	1	36.645	33.763	21.790	32.117	2:04.315	159
2	26.163	32.110	21.318	29.958	1:49.549	201	2	26.996	32.939	21.856	31.068	1:52.859	193
3	26.082	32.460	21.248	30.344	1:50.134	200	3	26.606	33.437	21.647	30.230	1:51.920	193
4	25.669	32.493	21.424	30.639	1:50.225	201	4	26.515	32.763	21.633	30.541	1:51.452	194
5	26.109	32.403	21.446	29.937	1:49.895	201	5	26.506	33.001	21.638	30.835	1:51.980	194
6	25.839	32.243	21.181	30.975	1:50.238	201	6	26.567	32.780	22.002	30.623	1:51.972	193
7	25.889	32.227	21.364	29.864	1:49.344	201	7	27.256	33.420	22.229	30.920	1:53.825	184
8	26.157	32.458	21.131	29.606	1:49.352	200	8	26.756	32.964	21.860	30.908	1:52.488	190
128 Tyler KING (VIC) (7th)													
1	35.970	33.245	21.749	30.390	2:01.354	162							

The results are provisional until the expiration of the time limit for protests and appeals.



Chief Timekeeper - Scott Lang



Race Director - Tom Williams



RACE & ROAD SUPERSPORT 300

Race 2

Date: 22/02/25
Event: R02
Weather: Sunny - Temp: 24.0C
Track: Dry - Temp: 20.4C

Started at: 08:51:59
Laps: 8
Starters: 41
Posted at: 9:17 AM


PROVISIONAL FASTEST LAPS SEQUENCE

Lap	Race Pos	No	Name	Machine	Fastest Lap	On Lap
1	1	33	Jordy SIMPSON (SA)	Yamaha YZF-R3	1:57.690	1
2	1	95	Tara MORRISON (SA)	Kawasaki Ninja	1:50.051	2
2	4	5	Jake SENIOR (VIC)	Yamaha YZF-R3	1:49.981	2
2	6	66	Mitch SIMPSON (SA)	Yamaha YZF-R3	1:49.352	2
3	17	128	Tyler KING (VIC)	Kawasaki Ninja	1:48.749	3
5	5	128	Tyler KING (VIC)	Kawasaki Ninja	1:48.748	5
8	1	33	Jordy SIMPSON (SA)	Yamaha YZF-R3	1:48.359	8

The results are provisional until the expiration of the time limit for protests and appeals.



Chief Timekeeper - Scott Lang



Race Director - Tom Williams



RACE & ROAD SUPERSPORT 300

Race 2

Started at: 08:51:59

Laps: 8

Starters: 41

Posted at: 9:17 AM

Date: 22/02/25
Event: R02
Weather: Sunny - Temp: 24.0C
Track: Dry - Temp: 20.4C

PROVISIONAL LAP SHEET

No	Lap Time	Gap	No	Lap Time	Gap	No	Lap Time	Gap	No	Lap Time	Gap	No	Lap Time	Gap
Lap 1			78	2:08.420	10.730	18	1:56.989	16.617	98	1:56.158	19.673	71	1:51.853	12.263
33	1:57.690		36	2:08.421	10.731	78	1:56.040	16.693	83	1:55.694	19.731	28	1:53.684	15.200
39	1:57.702	.012	6	2:08.884	11.194	85	1:56.758	16.783	4	1:56.605	22.725	98	1:56.096	25.121
95	1:57.716	.026	Lap 2			36	1:56.172	16.826	36	1:56.976	23.493	83	1:56.047	25.130
41	1:57.732	.042	95	1:50.051		6	1:58.123	19.240	85	1:57.070	23.544	4	1:55.461	27.538
68	1:58.008	.318	41	1:50.302	.267	84	2:20.853	40.330	18	1:57.395	23.703	85	1:54.702	27.598
5	1:58.134	.444	33	1:50.402	.325	Lap 3			6	1:58.638	27.569	18	1:56.165	29.220
7	1:58.497	.807	5	1:49.981	.348	95	1:50.309		84	1:57.899	47.920	36	1:56.670	29.515
59	1:58.569	.879	68	1:50.126	.367	39	1:49.842	.006	Lap 4			6	1:58.594	35.515
67	1:58.759	1.069	66	1:49.352	.424	33	1:50.217	.233	39	1:50.642		84	1:57.942	55.214
66	1:58.839	1.149	39	1:50.538	.473	41	1:50.331	.289	48	1:50.133	.046	Lap 5		
48	1:59.004	1.314	7	1:49.936	.666	66	1:50.220	.335	7	1:50.396	.118	95	1:49.055	
55	1:59.344	1.654	59	1:49.971	.773	7	1:50.013	.370	41	1:50.503	.144	41	1:49.354	.049
22	1:59.405	1.715	67	1:50.123	1.115	59	1:49.935	.399	33	1:50.652	.237	33	1:49.280	.068
42	1:59.525	1.835	48	1:50.022	1.259	48	1:49.611	.561	67	1:49.910	.324	39	1:49.560	.111
61	1:59.967	2.277	55	1:49.950	1.527	5	1:50.872	.911	95	1:51.042	.394	128	1:48.748	.113
56	2:00.130	2.440	22	1:49.962	1.600	67	1:50.256	1.062	66	1:50.976	.663	7	1:49.465	.134
34	2:00.173	2.483	42	1:50.037	1.795	68	1:51.231	1.289	128	1:49.202	.814	48	1:49.537	.134
99	2:00.203	2.513	99	1:49.549	1.985	55	1:50.240	1.458	5	1:50.566	.829	66	1:49.407	.621
60	2:00.683	2.993	61	1:50.128	2.328	61	1:49.732	1.751	59	1:51.373	1.124	59	1:49.810	1.485
11	2:00.688	2.998	56	1:50.930	3.293	99	1:50.134	1.810	68	1:50.595	1.236	68	1:49.741	1.528
128	2:01.354	3.664	128	1:50.233	3.820	22	1:50.561	1.852	55	1:50.482	1.292	22	1:49.509	1.548
32	2:01.785	4.095	34	1:51.459	3.865	42	1:50.670	2.156	99	1:50.225	1.387	55	1:49.728	1.571
31	2:01.789	4.099	32	1:49.896	3.914	128	1:48.749	2.260	22	1:50.284	1.488	99	1:49.895	1.833
43	2:01.827	4.137	11	1:51.295	4.216	32	1:49.530	3.135	61	1:50.630	1.733	61	1:49.666	1.950
222	2:02.258	4.568	60	1:51.478	4.394	11	1:49.363	3.270	32	1:49.505	1.992	42	1:49.794	2.388
37	2:02.500	4.810	222	1:51.679	6.170	56	1:51.034	4.018	42	1:50.535	2.043	67	1:51.932	2.807
23	2:02.805	5.115	31	1:52.161	6.183	60	1:50.652	4.737	11	1:49.870	2.492	5	1:51.438	2.818
46	2:02.830	5.140	43	1:52.178	6.238	34	1:51.347	4.903	60	1:50.852	4.941	11	1:50.173	3.216
63	2:03.802	6.112	23	1:52.085	7.123	222	1:52.278	8.139	34	1:51.212	5.467	32	1:50.882	3.425
323	2:04.315	6.625	37	1:52.459	7.192	31	1:52.268	8.142	56	1:52.110	5.480	60	1:51.198	6.690
71	2:04.327	6.637	63	1:51.199	7.234	43	1:52.235	8.164	31	1:52.361	9.855	34	1:52.357	8.375
28	2:04.535	6.845	46	1:52.609	7.672	23	1:52.765	9.579	222	1:52.411	9.902	56	1:52.453	8.484
98	2:06.224	8.534	71	1:52.482	9.042	37	1:52.760	9.643	43	1:52.401	9.917	222	1:51.453	11.906
84	2:07.244	9.554	28	1:52.400	9.168	46	1:52.513	9.876	37	1:51.608	10.603	31	1:51.521	11.927
83	2:07.394	9.704	323	1:52.859	9.407	63	1:53.010	9.935	23	1:52.071	11.002	43	1:51.483	11.951
18	2:07.395	9.705	98	1:55.367	13.824	323	1:51.920	11.018	46	1:51.984	11.212	23	1:51.060	12.613
4	2:07.748	10.058	83	1:54.719	14.346	71	1:52.325	11.058	63	1:51.973	11.260	37	1:51.507	12.661
85	2:07.792	10.102	4	1:56.448	16.429	28	1:53.305	12.164	323	1:51.452	11.822	63	1:50.939	12.750

Scott Lang
Chief Timekeeper - Scott Lang

Tom Williams
Race Director - Tom Williams



RACE & ROAD SUPERSPORT 300

Race 2

Date: 22/02/25

Event: R02

Weather: Sunny - Temp: 24.0C

Track: Dry - Temp: 20.4C

Started at: 08:51:59

Laps: 8

Starters: 41

Posted at: 9:17 AM

PROVISIONAL LAP SHEET

No	Lap Time	Gap	No	Lap Time	Gap	No	Lap Time	Gap	No	Lap Time	Gap
46	1:52.222	13.985	23	1:50.592	13.095	63	1:51.355	14.769	43	1:52.325	17.469
71	1:51.522	14.336	37	1:51.245	13.796	23	1:51.585	15.017	23	1:51.806	17.522
323	1:51.980	14.353	71	1:51.977	16.203	31	1:52.384	15.465	31	1:51.419	17.583
28	1:54.661	20.412	323	1:51.972	16.215	37	1:51.333	15.466	222	1:52.382	17.674
85	1:53.402	31.551	46	1:52.522	16.397	71	1:53.775	20.315	56	1:52.612	17.807
98	1:55.900	31.572	28	1:54.579	24.881	46	1:53.610	20.344	37	1:51.813	17.978
83	1:56.146	31.827	85	1:54.895	36.336	323	1:53.825	20.377	323	1:52.488	23.564
4	1:55.201	33.290	98	1:54.917	36.379	28	1:54.200	29.418	71	1:52.726	23.740
18	1:56.318	36.089	83	1:55.497	37.214	85	1:54.084	40.757	46	1:52.711	23.754
36	1:56.115	36.181	4	1:55.072	38.252	98	1:55.171	41.887	28	1:54.500	34.617
6	1:58.778	44.844	18	1:56.512	42.491	83	1:54.636	42.187	85	1:53.951	45.407
84	1:57.327	1:03.092	36	1:56.768	42.839	4	1:54.232	42.821	4	1:53.480	47.000
Lap 6			6	1:59.150	53.884	18	1:56.917	49.745	98	1:54.465	47.051
39	1:49.999		84	1:57.698	1:10.680	36	1:56.747	49.923	83	1:54.638	47.524
33	1:50.343	.301	Lap 7			6	1:59.998	1:04.219	36	1:55.979	56.601
41	1:50.410	.349	39	1:49.663		84	1:57.213	1:18.230	18	1:56.956	57.400
7	1:50.336	.360	128	1:49.739	.535	Lap 8			6	1:59.671	1:14.589
48	1:50.372	.396	48	1:49.805	.538	33	1:48.359		84	1:57.141	1:26.070
66	1:49.887	.398	41	1:49.930	.616	41	1:48.703	.018			
128	1:50.456	.459	7	1:49.977	.674	39	1:49.332	.031			
95	1:51.150	1.040	95	1:49.297	.674	48	1:48.842	.079			
55	1:49.656	1.117	66	1:50.195	.930	7	1:48.873	.246			
68	1:49.707	1.125	33	1:50.304	.942	95	1:48.982	.355			
59	1:50.215	1.590	5	1:48.973	.990	128	1:49.288	.522			
5	1:48.972	1.680	68	1:49.529	.991	59	1:48.505	.604			
22	1:50.275	1.713	42	1:49.185	1.336	66	1:49.216	.845			
61	1:49.880	1.720	59	1:49.473	1.400	68	1:49.362	1.052			
42	1:49.536	1.814	55	1:50.038	1.492	55	1:49.200	1.391			
67	1:49.217	1.914	67	1:49.272	1.523	42	1:49.426	1.461			
99	1:50.238	1.961	99	1:49.344	1.642	67	1:49.326	1.548			
11	1:49.169	2.275	11	1:49.527	2.139	5	1:49.896	1.585			
32	1:53.211	6.526	22	1:50.262	2.312	99	1:49.352	1.693			
60	1:51.474	8.054	61	1:50.328	2.385	11	1:49.090	1.928			
56	1:53.234	11.608	60	1:51.753	10.144	22	1:49.614	2.625			
34	1:53.345	11.610	32	1:55.349	12.212	60	1:51.407	12.250			
222	1:50.861	12.657	43	1:51.373	14.445	32	1:53.978	16.889			
43	1:50.894	12.735	56	1:52.551	14.496	61	2:03.926	17.010			
31	1:50.927	12.744	34	1:52.599	14.546	63	1:51.857	17.325			
63	1:50.437	13.077	222	1:51.599	14.593	34	1:52.118	17.363			

The results are provisional until the expiration of the time limit for protests and appeals.



Chief Timekeeper - Scott Lang



Race Director - Tom Williams



RACE & ROAD SUPERSPORT 300

Race 2

Date: 22/02/25
Event: R02
Weather: Sunny - Temp: 24.0C
Track: Dry - Temp: 20.4C

Started at: 08:51:59
Laps: 8
Starters: 41
Posted at: 9:17 AM

PROVISIONAL LAP CHART

Name	Grid	1	2	3	4	5	6	7	8	Name
R. LARKIN	68	22	05	05	20	95	20	20	33	J. SIMPSON
T. MORRISON	95	39	41	39	48	41	33	128	41	H. THOMPSON
H. THOMPSON	41	95	33	33	7	33	41	48	39	S. NICHOLSON
J. SIMPSON	33	41	5	41	41	39	7	41	48	V. KNEZOVIC
O. SHORT	7	68	68	66	33	128	48	7	7	O. SHORT
T. NICOLSON	67	5	66	7	67	7	66	95	95	T. MORRISON
S. NICHOLSON	39	7	39	59	95	48	128	66	128	T. KING
S. DRANE	59	59	7	48	66	66	95	33	59	S. DRANE
M. SIMPSON	66	67	59	5	128	59	55	5	66	M. SIMPSON
J. PAIGE	55	66	67	67	5	68	68	68	68	R. LARKIN
J. RUSSO	22	48	48	68	59	22	59	42	55	J. PAIGE
T. JAMES	31	55	55	55	68	55	5	59	42	R. NAUTA
R. NAUTA	42	22	22	61	55	99	22	55	67	T. NICOLSON
O. LEWIS	56	42	42	99	99	61	61	67	5	J. SENIOR
V. KNEZOVIC	48	61	99	22	22	42	42	99	99	N. FROST
D. COWARD	60	56	61	42	61	67	67	11	11	N. LAZOS
J. SENIOR	5	34	56	128	32	5	99	22	22	J. RUSSO
M. CARRICK	32	99	128	32	42	11	11	61	60	D. COWARD
N. LAZOS	11	60	34	11	11	32	32	60	32	M. CARRICK
T. KING	128	11	32	56	60	60	60	32	61	R. McADAM
L. KNIGHT	222	128	11	60	34	34	56	43	63	M. CARTWRIGHT
S. DELLOW	34	32	60	34	56	56	34	56	34	S. DELLOW
R. McADAM	61	31	222	222	31	222	222	34	43	J. PELGRAVE
A. CODEY	37	43	31	31	222	31	43	222	23	M. RITTER
J. PELGRAVE	43	222	43	43	43	43	31	63	31	T. JAMES
N. FROST	99	37	23	23	37	23	63	23	222	L. KNIGHT
M. RITTER	23	23	37	37	23	37	23	31	56	O. LEWIS
F. JACOBS	323	46	63	46	46	63	37	37	37	A. CODEY
W. HUNT	46	63	46	63	63	46	71	71	323	F. JACOBS
M. CARTWRIGHT	63	323	71	323	323	71	323	46	71	H. AIR
H. AIR	71	71	28	71	71	323	46	323	46	W. HUNT
A. WU	83	28	323	28	28	28	28	28	28	Z. BECKINSALE
Z. BECKINSALE	28	98	98	98	98	85	85	85	85	P. O'BRIEN
E. DELLOW	4	84	83	83	83	98	98	98	4	E. DELLOW
P. O'BRIEN	85	83	4	4	4	83	83	83	98	T. ZHAO
E. ANDREW	18	18	18	36	85	4	4	4	83	A. WU

Chief Timekeeper Scott Lang

Race Director - Tom Williams



RACE & ROAD SUPERSPORT 300

Race 2

Date: 22/02/25
Event: R02
Weather: Sunny - Temp: 24.0C
Track: Dry - Temp: 20.4C

Started at: 08:51:59
Laps: 8
Starters: 41
Posted at: 9:17 AM


PROVISIONAL LAP CHART

Name	Grid	1	2	3	4	5	6	7	8	Name
J. UNDERWOOD	78	4	78	85	18	18	18	18	36	C. BUNWORTH
T. ZHAO	98	85	85	18	36	36	36	36	18	E. ANDREW
Z. RUSSO	84	78	36	6	6	6	6	6	6	S. McINTOSH
C. BUNWORTH	36	36	6	84	84	84	84	84	84	Z. RUSSO
S. McINTOSH	6	6	84							

The results are provisional until the expiration of the time limit for protests and appeals.



Chief Timekeeper - Scott Lang



Race Director - Tom Williams




RACE & ROAD SUPERSPORT 300
Race 2

 Date: **22/02/25**
 Event: **R02**
 Weather: **Sunny - Temp: 24.0C**
 Track: **Dry - Temp: 20.4C**

 Started at: **08:51:59**
 Laps: **8**
 Starters: **41**
 Posted at: **9:17 AM**
PROVISIONAL BEST SECTOR TIMES

Pos	Sector 1		Sector 2		Sector 3		Sector 4		Lap		Ideal	Fastest	Diff
	Name	Time	Name	Time	Name	Time	Name	Time	Name	Time			
1	J. SIMPSON	25.308	H. THOMPSON	31.549	J. SENIOR	20.674	T. KING	29.560	T. MORRISON	1:47.982	1:48.982	1.000	
2	H. THOMPSON	25.466	V. KNEZOVIC	31.617	T. NICOLSON	20.741	N. FROST	29.606	J. SIMPSON	1:48.078	1:48.359	.281	
3	O. SHORT	25.542	J. SIMPSON	31.645	T. MORRISON	20.766	T. MORRISON	29.615	O. SHORT	1:48.124	1:48.873	.749	
4	J. PAIGE	25.620	S. DRANE	31.650	J. PAIGE	20.801	N. LAZOS	29.640	S. DRANE	1:48.161	1:48.505	.344	
5	J. SENIOR	25.656	T. KING	31.711	S. DRANE	20.917	S. DRANE	29.733	T. KING	1:48.170	1:48.748	.578	
6	N. FROST	25.669	T. NICOLSON	31.721	J. RUSSO	20.927	O. SHORT	29.770	T. NICOLSON	1:48.199	1:49.217	1.018	
7	J. RUSSO	25.710	O. SHORT	31.788	N. LAZOS	20.936	T. NICOLSON	29.803	H. THOMPSON	1:48.348	1:48.703	.355	
8	R. NAUTA	25.756	T. MORRISON	31.793	R. NAUTA	20.944	M. RITTER	29.826	J. SENIOR	1:48.363	1:48.972	.609	
9	T. KING	25.805	N. LAZOS	31.794	M. CARRICK	20.968	R. NAUTA	29.857	N. LAZOS	1:48.516	1:49.090	.574	
10	T. MORRISON	25.808	M. SIMPSON	31.871	O. SHORT	21.024	M. SIMPSON	29.869	N. FROST	1:48.516	1:49.344	.828	
11	R. LARKIN	25.811	J. SENIOR	31.891	V. KNEZOVIC	21.080	R. McADAM	29.877	V. KNEZOVIC	1:48.612	1:48.842	.230	
12	S. NICHOLSON	25.823	S. NICHOLSON	31.919	M. SIMPSON	21.090	H. THOMPSON	29.905	J. PAIGE	1:48.612	1:49.200	.588	
13	S. DRANE	25.861	R. LARKIN	31.921	T. KING	21.094	J. PELGRAVE	29.944	R. NAUTA	1:48.708	1:49.185	.477	
14	R. McADAM	25.883	J. PAIGE	32.095	S. NICHOLSON	21.095	M. CARRICK	29.959	M. SIMPSON	1:48.829	1:49.216	.387	
15	V. KNEZOVIC	25.900	N. FROST	32.110	R. LARKIN	21.105	J. RUSSO	29.982	R. LARKIN	1:48.849	1:49.362	.513	
16	M. CARRICK	25.903	R. NAUTA	32.151	J. SIMPSON	21.126	J. SIMPSON	29.999	S. NICHOLSON	1:48.929	1:49.332	.403	
17	T. NICOLSON	25.934	R. McADAM	32.152	N. FROST	21.131	T. JAMES	30.000	J. RUSSO	1:48.963	1:49.509	.546	
18	M. SIMPSON	25.999	M. CARRICK	32.266	M. RITTER	21.163	R. LARKIN	30.012	R. McADAM	1:49.083	1:49.666	.583	
19	N. LAZOS	26.146	L. KNIGHT	32.344	R. McADAM	21.171	V. KNEZOVIC	30.015	M. CARRICK	1:49.096	1:49.505	.409	
20	T. JAMES	26.293	J. RUSSO	32.344	O. LEWIS	21.226	M. CARTWRI	30.017	M. RITTER	1:50.035	1:50.592	.557	
21	J. PELGRAVE	26.319	M. CARTWRI	32.352	M. CARTWRI	21.286	S. NICHOLSON	30.092	J. PELGRAVE	1:50.205	1:50.894	.689	
22	D. COWARD	26.398	T. JAMES	32.370	D. COWARD	21.299	J. PAIGE	30.096	T. JAMES	1:50.207	1:50.927	.720	
23	H. AIR	26.471	S. DELLOW	32.432	A. CODEY	21.326	L. KNIGHT	30.137	M. CARTWRIG	1:50.266	1:50.437	.171	
24	F. JACOBS	26.506	M. RITTER	32.455	S. DELLOW	21.340	J. SENIOR	30.142	D. COWARD	1:50.391	1:50.652	.261	
25	M. RITTER	26.591	O. LEWIS	32.460	L. KNIGHT	21.345	A. CODEY	30.149	L. KNIGHT	1:50.511	1:50.861	.350	
26	O. LEWIS	26.611	D. COWARD	32.487	J. PELGRAVE	21.405	D. COWARD	30.207	O. LEWIS	1:50.648	1:50.930	.282	
27	M. CARTWRI	26.611	J. PELGRAVE	32.537	H. THOMPSON	21.428	F. JACOBS	30.230	S. DELLOW	1:50.702	1:51.212	.510	
28	S. DELLOW	26.615	H. AIR	32.747	H. AIR	21.490	S. DELLOW	30.315	A. CODEY	1:50.889	1:51.245	.356	
29	A. CODEY	26.665	A. CODEY	32.749	W. HUNT	21.528	O. LEWIS	30.351	H. AIR	1:51.113	1:51.522	.409	
30	W. HUNT	26.685	F. JACOBS	32.763	T. JAMES	21.544	H. AIR	30.405	F. JACOBS	1:51.132	1:51.452	.320	
31	L. KNIGHT	26.685	P. O'BRIEN	32.922	F. JACOBS	21.633	W. HUNT	30.432	W. HUNT	1:51.700	1:51.984	.284	
32	P. O'BRIEN	26.856	E. DELLOW	32.986	Z. BECKINSA	21.708	Z. BECKINSA	30.536	Z. BECKINSAL	1:52.400	1:52.400	.000	
33	T. ZHAO	26.954	W. HUNT	33.055	E. DELLOW	21.865	A. WU	31.124	P. O'BRIEN	1:53.032	1:53.402	.370	
34	A. WU	27.030	Z. BECKINSA	33.090	P. O'BRIEN	22.052	E. DELLOW	31.135	E. DELLOW	1:53.060	1:53.480	.420	
35	Z. BECKINSA	27.066	T. ZHAO	33.151	T. ZHAO	22.126	P. O'BRIEN	31.202	T. ZHAO	1:53.907	1:54.465	.558	
36	E. DELLOW	27.074	A. WU	33.372	J. UNDERWO	22.210	T. ZHAO	31.676	A. WU	1:54.063	1:54.636	.573	
37	C. BUNWORT	27.136	E. ANDREW	33.898	E. ANDREW	22.214	E. ANDREW	31.786	C. BUNWORTH	1:55.314	1:55.979	.665	
38	Z. RUSSO	27.608	C. BUNWORT	34.026	C. BUNWORT	22.355	Z. RUSSO	31.797	E. ANDREW	1:55.868	1:56.165	.297	
39	J. UNDERWO	27.734	J. UNDERWO	34.289	A. WU	22.537	C. BUNWORT	31.797	J. UNDERWOOD	1:56.040	1:56.040	.000	
40	E. ANDREW	27.970	Z. RUSSO	34.443	Z. RUSSO	22.892	J. UNDERWO	31.807	Z. RUSSO	1:56.740	1:57.141	.401	
41	S. McINTOSH	28.023	S. McINTOSH	34.536	S. McINTOSH	23.094	S. McINTOSH	32.457	S. McINTOSH	1:58.110	1:58.123	.013	

The results are provisional until the expiration of the time limit for protests and appeals.



Chief Timekeeper - Scott Lang




Race Director - Tom Williams



AUSTRALIAN SUPERSPORT 300 CHAMPIONSHIP
PROVISIONAL PROGRESSIVE ROUND POINTS

AUSTRALIAN SUPERSPORT 300 CHAMPIONSHIP

Pos	No	Name	Machine	Rnd 1 Pole	Rnd 1 Race 1	Rnd 1 Race 2	Total
1	33	Jordy SIMPSON	Yamaha		20	25	45
2	95	Tara MORRISON	Kawasaki		25	15	40
3	39	Scott NICHOLSON	Kawasaki		18	18	36
4	41	Hudson THOMPSON	Yamaha		15	20	35
5	7	Oliver SHORT	Kawasaki		17	16	33
6	48	Valentino KNEZOVIC	Yamaha		10	17	27
7	59	Sam DRANE	Yamaha		13	13	26
8	66	Mitch SIMPSON	Yamaha		12	12	24
9	5	Jake SENIOR	Yamaha		16	7	23
10	67	Tom NICOLSON	Kawasaki		14	8	22
11	55	Jake PAIGE	Kawasaki		11	10	21
12	68	Ryan LARKIN	Yamaha	1	8	11	20
13	128	Tyler KING	Kawasaki		3	14	17
14	22	Jai RUSSO	Yamaha		9	4	13
15	99	Nixon FROST	Yamaha		5	6	11
16	60	David COWARD	Kawasaki		7	3	10
17	42	Riley NAUTA	Kawasaki			9	9
18	11	Nikolas LAZOS	Yamaha		2	5	7
19	34	Seth DELLOW	Yamaha		6		6
20	43	John PELGRAVE	Yamaha		4		4
21	32	Mitchel CARRICK	Kawasaki			2	2
22	61	Rossi McADAM	Yamaha			1	1
23	31	Toby JAMES	Yamaha		1		1



Chief Timekeeper - Scott Lang



Race Director - Tom Williams



RACE & ROAD SUPERSPORT 300

Race 2

Date: 22/02/25
Event: R02
Weather: Sunny - Temp: 24.0C
Track: Dry - Temp: 20.4C

Started at: 08:51:59
Laps: 8
Starters: 41
Posted at: 9:17 AM

PROVISIONAL RACE INFORMATION

Time	Description
08:45:10	SIGHTING LAP STARTED
08:46:44	BIKES ON GRID
08:47:51	WARM UP LAP STARTED
08:51:59	Event Start
08:52:37	RACE DIRECTION: START UNDER INVESTIGATION
08:57:00	NO JUMP STARTS
08:57:24	Rider 78 (Josh UNDERWOOD) STOPPED SECTOR 2
09:03:31	2/3 RACE DISTANCE
09:06:47	Chequered Flag
09:11:14	Event Finish

The results are provisional until the expiration of the time limit for protests and appeals.


.....
Chief Timekeeper - Scott Lang


.....
Race Director - Tom Williams

