

RACE & ROAD SUPERSPORT 300
Race 2

Date: 22/02/25

Event: R02

Weather: Sunny - Temp: 24.0C

Track: Dry - Temp: 20.4C

Started at: 08:51:59


Laps: 8

Starters: 41

Posted at: 9:17 AM

PROVISIONAL SECTOR TIMES

Lap	Sector 1	Sector 2	Sector 3	Sector 4	Lap Time	Spd	Lap	Sector 1	Sector 2	Sector 3	Sector 4	Lap Time	Spd
4 Ethan DELLOW (SA) (34th)							3	26.265	31.923	21.118	30.057	1:49.363	194
1	37.967	34.799	23.036	31.946	2:07.748	161	4	26.146	32.165	21.052	30.507	1:49.870	194
2	28.164	34.076	22.402	31.806	1:56.448	194	5	26.342	32.404	21.221	30.206	1:50.173	193
3	27.955	34.026	22.579	32.045	1:56.605	186	6	26.454	31.794	21.134	29.787	1:49.169	195
4	27.993	33.475	22.600	31.393	1:55.461	183	7	26.194	31.972	21.165	30.196	1:49.527	192
5	27.870	33.554	22.418	31.359	1:55.201	187	8	26.223	32.291	20.936	29.640	1:49.090	193
6	27.659	33.474	22.431	31.508	1:55.072	185	18 Elijah ANDREW (NSW) (38th)						
7	27.568	33.346	22.183	31.135	1:54.232	186	1	37.698	34.882	22.942	31.873	2:07.395	160
8	27.074	32.986	21.865	31.555	1:53.480	190	2	28.254	33.981	22.357	32.397	1:56.989	186
5 Jake SENIOR (VIC) (14th)							3	28.215	34.624	22.638	31.918	1:57.395	187
1	33.743	32.837	21.365	30.189	1:58.134	167	4	27.970	33.899	22.409	31.887	1:56.165	186
2	26.014	32.303	21.273	30.391	1:49.981	201	5	28.100	34.086	22.214	31.918	1:56.318	186
3	26.830	32.875	20.952	30.215	1:50.872	191	6	28.055	34.027	22.476	31.954	1:56.512	183
4	25.967	32.751	21.494	30.354	1:50.566	205	7	28.520	33.898	22.475	32.024	1:56.917	183
5		1:00.201	20.768	30.469	1:51.438	205	8	28.624	34.191	22.355	31.786	1:56.956	183
6	25.827	31.954	21.049	30.142	1:48.972	201	22 Jai RUSSO (NSW) (17th)						
7	25.656	31.891	21.100	30.326	1:48.973	208	1	34.308	33.343	21.155	30.599	1:59.405	156
8	26.474	32.596	20.674	30.152	1:49.896	202	2	26.337	32.475	20.980	30.170	1:49.962	199
6 Scott McINTOSH (VIC) (39th)							3	26.594	32.547	21.232	30.188	1:50.561	199
1	38.799	35.031	23.024	32.030	2:08.884	155	4	26.045	32.451	21.402	30.386	1:50.284	200
2	28.023	34.536	23.107	32.457	1:58.123	184	5	26.176	32.386	20.965	29.982	1:49.509	200
3	28.036	34.796	23.282	32.524	1:58.638	180	6	26.299	32.344	21.257	30.375	1:50.275	198
4	28.159	34.757	23.184	32.494	1:58.594	176	7	25.994	32.871	21.086	30.311	1:50.262	199
5	28.259	34.900	23.094	32.525	1:58.778	175	8	25.710	32.787	20.927	30.190	1:49.614	199
6	28.294	34.809	23.354	32.693	1:59.150	174	23 Matthew RITTER (VIC) (24th)						
7	28.421	35.519	23.228	32.830	1:59.998	173	1	36.518	33.784	21.770	30.733	2:02.805	163
8	28.185	35.446	23.295	32.745	1:59.671	173	2	26.847	32.912	21.784	30.542	1:52.085	200
7 Oliver SHORT (VIC) (5th)							3	26.754	33.610	21.868	30.533	1:52.765	197
1	33.882	32.911	21.361	30.343	1:58.497	149	4	26.639	33.120	21.800	30.512	1:52.071	196
2	26.036	32.606	21.118	30.176	1:49.936	207	5	26.762	32.455	21.596	30.247	1:51.060	199
3	25.542	32.877	21.412	30.182	1:50.013	205	6	26.652	32.951	21.163	29.826	1:50.592	198
4	25.841	32.374	22.068	30.113	1:50.396	200	7	26.591	32.976	21.672	30.346	1:51.585	199
5	25.875	32.497	21.145	29.948	1:49.465	200	8	27.055	32.621	21.357	30.773	1:51.806	200
6	26.262	32.338	21.689	30.047	1:50.336	197	28 Zane BECKINSALE (NSW) (32th)						
7	25.972	33.074	21.024	29.907	1:49.977	195	1	37.362	34.395	22.116	30.662	2:04.535	158
8	25.884	31.788	21.431	29.770	1:48.873	197	2	27.066	33.090	21.708	30.536	1:52.400	187
11 Nikolas LAZOS (VIC) (16th)							3	27.168	33.148	22.083	30.906	1:53.305	186
1	35.273	33.539	21.537	30.339	2:00.688	158	4	27.250	33.409	21.976	31.049	1:53.684	186
2	26.910	32.879	21.353	30.153	1:51.295	194	5	27.463	33.735	22.418	31.045	1:54.661	186



Chief Timekeeper - Scott Lang



Race Director - Tom Williams



RACE & ROAD SUPERSPORT 300


Race 2

Date: 22/02/25
Event: R02
Weather: Sunny - Temp: 24.0C
Track: Dry - Temp: 20.4C

Started at: 08:51:59
Laps: 8
Starters: 41
Posted at: 9:17 AM

PROVISIONAL SECTOR TIMES

Lap	Sector 1	Sector 2	Sector 3	Sector 4	Lap Time	Spd	Lap	Sector 1	Sector 2	Sector 3	Sector 4	Lap Time	Spd
6	27.397	33.758	22.402	31.022	1:54.579	183	36 Caiden BUNWORTH (VIC) (37th)						
7	27.295	33.506	22.099	31.300	1:54.200	183	1	38.237	34.940	22.947	32.297	2:08.421	157
8	27.263	33.493	22.456	31.288	1:54.500	183	2	27.606	34.110	22.355	32.101	1:56.172	187
							3	28.227	34.364	22.466	31.919	1:56.976	192
							4	27.612	34.695	22.386	31.977	1:56.670	186
31 Toby JAMES (VIC) (25th)							5	27.136	34.458	22.724	31.797	1:56.115	190
1	34.545	34.528	21.781	30.935	2:01.789	155	6	27.252	34.936	22.673	31.907	1:56.768	188
2	26.676	32.962	21.791	30.732	1:52.161	194	7	27.692	34.517	22.596	31.942	1:56.747	186
3	26.479	33.152	22.009	30.628	1:52.268	194	8	27.304	34.026	22.673	31.976	1:55.979	190
4	26.293	33.234	21.873	30.961	1:52.361	194	37 Alexander CODEY (NSW) (28th)						
5	26.831	32.647	21.690	30.353	1:51.521	191	1	35.844	33.762	22.067	30.827	2:02.500	159
6	27.013	32.370	21.544	30.000	1:50.927	185	2	27.001	33.163	21.583	30.712	1:52.459	194
7	26.771	33.560	21.677	30.376	1:52.384	195	3	27.028	33.010	21.863	30.859	1:52.760	194
8	26.700	32.740	21.554	30.425	1:51.419	194	4	26.864	32.943	21.516	30.285	1:51.608	194
32 Mitchel CARRICK (VIC) (19th)							5	26.819	32.976	21.563	30.149	1:51.507	194
1	35.172	34.243	21.680	30.690	2:01.785	162	6	26.853	32.895	21.326	30.171	1:51.245	195
2	26.001	32.843	21.093	29.959	1:49.896	201	7	26.665	32.749	21.593	30.326	1:51.333	194
3	25.903	32.464	21.053	30.110	1:49.530	200	8	27.199	32.904	21.464	30.246	1:51.813	194
4	25.904	32.266	20.968	30.367	1:49.505	201	39 Scott NICHOLSON (VIC) (3rd)						
5	26.392	32.426	21.262	30.802	1:50.882	201	1	33.029	32.650	21.534	30.489	1:57.702	153
6	26.158	33.144	22.200	31.709	1:53.211	201	2	26.804	32.547	21.095	30.092	1:50.538	190
7	27.240	34.020	22.283	31.806	1:55.349	185	3	25.943	32.093	21.410	30.396	1:49.842	195
8	27.272	34.198	21.754	30.754	1:53.978	186	4	26.075	32.663	21.628	30.276	1:50.642	194
33 Jordy SIMPSON (SA) (1st)							5	25.823	31.976	21.278	30.483	1:49.560	196
1	32.999	32.813	21.523	30.355	1:57.690	149	6	26.157	32.366	21.160	30.316	1:49.999	196
2	26.556	31.645	21.524	30.677	1:50.402	190	7	25.898	32.168	21.326	30.271	1:49.663	194
3	26.339	32.263	21.380	30.235	1:50.217	191	8	25.878	31.919	21.300	30.235	1:49.332	194
4	25.782	32.256	21.843	30.771	1:50.652	199	41 Hudson THOMPSON (NSW) (2nd)						
5	25.939	32.159	21.153	30.029	1:49.280	196	1	33.341	32.550	21.565	30.276	1:57.732	145
6	26.401	31.944	21.537	30.461	1:50.343	190	2	25.924	31.718	22.151	30.509	1:50.302	191
7	25.978	33.104	21.223	29.999	1:50.304	191	3	25.730	32.798	21.428	30.375	1:50.331	191
8	25.308	31.808	21.126	30.117	1:48.359	205	4	26.188	31.871	21.909	30.535	1:50.503	200
34 Seth DELLOW (SA) (22th)							5	25.742	31.549	21.782	30.281	1:49.354	197
1	34.918	33.564	21.453	30.238	2:00.173	157	6	26.274	31.743	21.972	30.421	1:50.410	193
2	26.832	32.788	21.524	30.315	1:51.459	197	7	26.326	31.812	21.592	30.200	1:49.930	197
3	26.846	32.432	21.577	30.492	1:51.347	195	8	25.466	31.838	21.494	29.905	1:48.703	195
4	26.615	32.888	21.340	30.369	1:51.212	195	42 Riley NAUTA (QLD) (12th)						
5	27.167	32.723	21.802	30.665	1:52.357	188	1	34.801	33.312	21.193	30.219	1:59.525	154
6	27.558	33.692	21.613	30.482	1:53.345	190	2	26.099	32.463	21.525	29.950	1:50.037	202
7	27.352	33.020	21.883	30.344	1:52.599	190							
8	27.037	32.884	21.460	30.737	1:52.118	190							



Chief Timekeeper - Scott Lang



Race Director - Tom Williams



RACE & ROAD SUPERSPORT 300


Race 2

Date: **22/02/25**
 Event: **R02**
 Weather: **Sunny - Temp: 24.0C**
 Track: **Dry - Temp: 20.4C**

Started at: **08:51:59**
 Laps: **8**
 Starters: **41**
 Posted at: **9:17 AM**

PROVISIONAL SECTOR TIMES

Lap	Sector 1	Sector 2	Sector 3	Sector 4	Lap Time	Spd	Lap	Sector 1	Sector 2	Sector 3	Sector 4	Lap Time	Spd
3	26.497	32.617	21.222	30.334	1:50.670	203	6	25.620	32.383	21.280	30.373	1:49.656	200
4	26.021	32.414	21.266	30.834	1:50.535	202	7	26.057	32.605	21.110	30.266	1:50.038	203
5	25.992	32.450	21.287	30.065	1:49.794	202	8	26.208	32.095	20.801	30.096	1:49.200	203
6	25.834	32.151	21.476	30.075	1:49.536	201	56 Oscar LEWIS (NSW) (27th)						
7	25.756	32.303	21.269	29.857	1:49.185	202	1	34.613	33.768	21.248	30.501	2:00.130	154
8	25.940	32.269	20.944	30.273	1:49.426	202	2	26.611	32.460	21.386	30.473	1:50.930	185
43 John PELGRAVE (QLD) (23th)							3	26.798	32.659	21.226	30.351	1:51.034	183
1	36.043	33.550	21.778	30.456	2:01.827	159	4	26.668	33.390	21.354	30.698	1:52.110	188
2	26.474	32.960	22.029	30.715	1:52.178	197	5	26.782	33.175	21.696	30.800	1:52.453	188
3	26.711	32.537	22.175	30.812	1:52.235	197	6	27.476	33.153	21.639	30.966	1:53.234	186
4	26.493	32.812	22.207	30.889	1:52.401	194	7	26.949	32.976	21.703	30.923	1:52.551	187
5	26.901	32.665	21.754	30.163	1:51.483	191	8	27.313	32.958	21.451	30.890	1:52.612	187
6	26.683	32.846	21.421	29.944	1:50.894	189	59 Sam DRANE (NSW) (8th)						
7	26.319	32.721	21.818	30.515	1:51.373	197	1	34.116	32.991	21.252	30.210	1:58.569	148
8	27.091	32.802	21.405	31.027	1:52.325	188	2	26.202	32.510	21.192	30.067	1:49.971	199
46 William HUNT (NSW) (31th)							3	26.228	32.664	20.982	30.061	1:49.935	197
1	36.249	33.737	21.911	30.933	2:02.830	162	4	26.153	32.877	21.801	30.542	1:51.373	197
2	27.123	33.183	21.742	30.561	1:52.609	196	5	26.393	31.844	20.917	30.656	1:49.810	199
3	26.795	33.170	22.083	30.465	1:52.513	195	6	26.242	32.240	21.125	30.608	1:50.215	198
4	26.806	33.216	21.528	30.434	1:51.984	199	7	25.861	32.550	21.017	30.045	1:49.473	199
5	26.685	33.261	21.608	30.668	1:52.222	199	8	26.057	31.650	21.065	29.733	1:48.505	198
6	26.822	33.569	21.699	30.432	1:52.522	191	60 David COWARD (TAS) (18th)						
7	26.957	33.177	22.210	31.266	1:53.610	195	1	35.590	33.763	21.209	30.121	2:00.683	156
8	27.317	33.055	21.874	30.465	1:52.711	192	2	26.525	33.004	21.377	30.572	1:51.478	193
48 Valentino KNEZOVIC (NSW) (4th)							3	26.554	32.487	21.404	30.207	1:50.652	193
1	34.075	33.175	21.269	30.485	1:59.004	157	4	26.398	32.843	21.299	30.312	1:50.852	194
2	26.073	32.654	21.080	30.215	1:50.022	194	5	26.575	32.847	21.400	30.376	1:51.198	192
3	26.011	32.181	21.300	30.119	1:49.611	195	6	26.890	32.942	21.430	30.212	1:51.474	193
4	26.084	32.399	21.402	30.248	1:50.133	195	7	26.611	33.186	21.530	30.426	1:51.753	193
5	26.113	31.857	21.273	30.294	1:49.537	195	8	26.519	33.035	21.475	30.378	1:51.407	194
6	26.132	32.196	21.734	30.310	1:50.372	194	61 Rossi McADAM (WA) (20th)						
7	26.378	31.617	21.541	30.269	1:49.805	193	1	35.061	33.197	21.324	30.385	1:59.967	161
8	25.900	31.746	21.181	30.015	1:48.842	194	2	26.286	32.368	21.366	30.108	1:50.128	196
55 Jake PAIGE (QLD) (11th)							3	26.077	32.209	21.236	30.210	1:49.732	197
1	34.709	33.163	21.130	30.342	1:59.344	153	4	25.883	32.583	21.351	30.813	1:50.630	196
2	25.892	32.655	21.072	30.331	1:49.950	201	5	26.057	32.483	21.249	29.877	1:49.666	197
3	26.331	32.562	21.071	30.276	1:50.240	202	6	25.968	32.152	21.224	30.536	1:49.880	195
4	25.759	32.911	21.453	30.359	1:50.482	202	7	26.315	32.665	21.171	30.177	1:50.328	196
5	25.753	32.554	20.949	30.472	1:49.728	202	8	35.450	35.166	22.215	31.095	2:03.926	195


 Chief Timekeeper - Scott Lang


 Race Director - Tom Williams



RACE & ROAD SUPERSPORT 300

Race 2

Date: 22/02/25
Event: R02
Weather: Sunny - Temp: 24.0C
Track: Dry - Temp: 20.4C

Started at: 08:51:59
Laps: 8
Starters: 41
Posted at: 9:17 AM

PROVISIONAL SECTOR TIMES

Lap	Sector 1	Sector 2	Sector 3	Sector 4	Lap Time	Spd	Lap	Sector 1	Sector 2	Sector 3	Sector 4	Lap Time	Spd
63 Mitchell CARTWRIGHT (NSW) (21th)							3	26.922	33.022	21.672	30.709	1:52.325	191
1	36.372	34.561	21.636	31.233	2:03.802	163	4	27.073	32.783	21.490	30.507	1:51.853	194
2	26.611	32.591	21.533	30.464	1:51.199	194	5	26.471	32.821	21.825	30.405	1:51.522	194
3	26.718	34.401	21.645	30.246	1:53.010	194	6	26.919	32.747	21.598	30.713	1:51.977	190
4	26.914	32.900	21.864	30.295	1:51.973	196	7	26.986	33.533	22.285	30.971	1:53.775	186
5	26.840	32.701	21.381	30.017	1:50.939	194	8	26.712	32.843	21.902	31.269	1:52.726	191
6	26.707	32.352	21.286	30.092	1:50.437	194	78 Josh UNDERWOOD (VIC) (DNF)						
7	26.655	33.230	21.390	30.080	1:51.355	195	1	38.373	35.004	22.874	32.169	2:08.420	156
8	26.983	32.374	21.471	31.029	1:51.857	195	2	27.734	34.289	22.210	31.807	1:56.040	186
66 Mitch SIMPSON (SA) (9th)							83 Alvin WU (QLD) (36th)						
1	34.199	33.168	21.365	30.107	1:58.839	152	1	37.848	34.526	23.114	31.906	2:07.394	158
2	25.999	31.953	21.221	30.179	1:49.352	196	2	27.121	33.937	22.537	31.124	1:54.719	190
3	26.176	32.637	21.452	29.955	1:50.220	193	3	27.391	33.951	22.693	31.659	1:55.694	188
4	26.483	32.416	21.791	30.286	1:50.976	194	4	27.030	34.185	22.973	31.859	1:56.047	187
5	26.006	32.143	21.294	29.964	1:49.407	197	5	27.762	33.696	22.906	31.782	1:56.146	178
6	26.038	32.257	21.391	30.201	1:49.887	196	6	27.429	33.797	22.778	31.493	1:55.497	182
7	26.322	32.852	21.152	29.869	1:50.195	195	7	27.170	33.607	22.720	31.139	1:54.636	185
8	26.245	31.871	21.090	30.010	1:49.216	197	8	27.137	33.372	22.694	31.435	1:54.638	187
67 Tom NICOLSON (VIC) (13th)							84 Zachary RUSSO (NSW) (40th)						
1	33.575	33.394	21.548	30.242	1:58.759	152	1	37.256	34.483	23.318	32.187	2:07.244	163
2	26.167	32.634	21.105	30.217	1:50.123	199	2	49.849	35.195	23.341	32.468	2:20.853	188
3	26.259	32.826	21.017	30.154	1:50.256	198	3	27.608	35.006	23.177	32.108	1:57.899	182
4	25.934	32.126	21.725	30.125	1:49.910	199	4	27.782	35.035	22.913	32.212	1:57.942	183
5	26.433	32.297	20.921	32.281	1:51.932	197	5	27.693	34.445	23.009	32.180	1:57.327	182
6	26.359	31.721	21.177	29.960	1:49.217	198	6	27.668	34.787	23.092	32.151	1:57.698	182
7	25.963	32.247	21.138	29.924	1:49.272	199	7	27.711	34.530	22.895	32.077	1:57.213	182
8	26.354	32.428	20.741	29.803	1:49.326	198	8	28.009	34.443	22.892	31.797	1:57.141	183
68 Ryan LARKIN (VIC) (10th)							85 Phoenix O'BRIEN (VIC) (33th)						
1	33.155	33.004	21.617	30.232	1:58.008	144	1	37.689	35.373	22.720	32.010	2:07.792	162
2	26.319	32.250	21.269	30.288	1:50.126	197	2	27.964	33.957	22.398	32.439	1:56.758	192
3	26.583	32.953	21.417	30.278	1:51.231	188	3	28.363	34.389	22.761	31.557	1:57.070	196
4	25.842	32.732	21.610	30.411	1:50.595	200	4	26.856	33.895	22.402	31.549	1:54.702	190
5	26.029	32.003	21.105	30.604	1:49.741	200	5	26.898	33.111	22.191	31.202	1:53.402	192
6	25.911	32.241	21.138	30.417	1:49.707	201	6	27.374	33.059	22.393	32.069	1:54.895	187
7	25.811	32.042	21.447	30.229	1:49.529	199	7	27.654	32.922	22.176	31.332	1:54.084	182
8	26.035	31.921	21.394	30.012	1:49.362	199	8	27.261	33.164	22.052	31.474	1:53.951	183
71 Hudson AIR (SA) (30th)							95 Tara MORRISON (SA) (6th)						
1	36.941	34.317	22.014	31.055	2:04.327	161	1	33.493	32.784	21.392	30.047	1:57.716	150
2	26.874	32.866	21.885	30.857	1:52.482	195							

Scott Lang
Chief Timekeeper - Scott Lang

Tom Williams
Race Director - Tom Williams



RACE & ROAD SUPERSPORT 300

Race 2

Date: **22/02/25**
 Event: **R02**
 Weather: **Sunny - Temp: 24.0C**
 Track: **Dry - Temp: 20.4C**

Started at: **08:51:59**
 Laps: **8**
 Starters: **41**
 Posted at: **9:17 AM**

PROVISIONAL SECTOR TIMES

Lap	Sector 1	Sector 2	Sector 3	Sector 4	Lap Time	Spd	Lap	Sector 1	Sector 2	Sector 3	Sector 4	Lap Time	Spd
2	25.808	32.493	21.267	30.483	1:50.051	194	2	26.115	32.502	21.477	30.139	1:50.233	201
3	25.906	32.692	21.524	30.187	1:50.309	193	3	25.805	32.203	21.181	29.560	1:48.749	201
4	25.863	33.012	22.097	30.070	1:51.042	195	4	26.086	31.789	21.240	30.087	1:49.202	201
5	25.890	31.858	21.298	30.009	1:49.055	196	5	26.162	31.711	21.105	29.770	1:48.748	200
6	26.167	33.172	21.233	30.578	1:51.150	195	6	25.971	33.138	21.395	29.952	1:50.456	196
7	26.031	31.793	21.215	30.258	1:49.297	195	7	26.079	32.217	21.094	30.349	1:49.739	198
8	26.484	32.117	20.766	29.615	1:48.982	191	8	26.387	31.747	21.128	30.026	1:49.288	190

98 Tianhao ZHAO (VIC) (35th)

1	37.833	34.168	22.562	31.661	2:06.224	155
2	27.110	33.775	22.635	31.847	1:55.367	187
3	27.270	33.962	22.771	32.155	1:56.158	182
4	27.225	33.834	23.361	31.676	1:56.096	183
5	27.190	33.792	22.732	32.186	1:55.900	182
6	27.116	33.502	22.241	32.058	1:54.917	183
7	27.255	33.697	22.126	32.093	1:55.171	183
8	26.954	33.151	22.291	32.069	1:54.465	183

222 Lincoln KNIGHT (NSW) (26th)

1	35.789	34.009	21.612	30.848	2:02.258	159
2	26.747	32.719	21.809	30.404	1:51.679	195
3	26.699	32.773	21.886	30.920	1:52.278	194
4	26.951	32.881	21.923	30.656	1:52.411	190
5	26.688	32.663	21.565	30.537	1:51.453	194
6	26.951	32.344	21.345	30.221	1:50.861	189
7	26.685	33.206	21.571	30.137	1:51.599	194
8	27.804	32.974	21.347	30.257	1:52.382	187

99 Nixon FROST (VIC) (15th)

1	35.470	33.276	21.493	29.964	2:00.203	162
2	26.163	32.110	21.318	29.958	1:49.549	201
3	26.082	32.460	21.248	30.344	1:50.134	200
4	25.669	32.493	21.424	30.639	1:50.225	201
5	26.109	32.403	21.446	29.937	1:49.895	201
6	25.839	32.243	21.181	30.975	1:50.238	201
7	25.889	32.227	21.364	29.864	1:49.344	201
8	26.157	32.458	21.131	29.606	1:49.352	200


323 Flynn JACOBS (SA) (29th)

1	36.645	33.763	21.790	32.117	2:04.315	159
2	26.996	32.939	21.856	31.068	1:52.859	193
3	26.606	33.437	21.647	30.230	1:51.920	193
4	26.515	32.763	21.633	30.541	1:51.452	194
5	26.506	33.001	21.638	30.835	1:51.980	194
6	26.567	32.780	22.002	30.623	1:51.972	193
7	27.256	33.420	22.229	30.920	1:53.825	184
8	26.756	32.964	21.860	30.908	1:52.488	190

128 Tyler KING (VIC) (7th)

1	35.970	33.245	21.749	30.390	2:01.354	162
---	--------	--------	--------	--------	----------	-----

The results are provisional until the expiration of the time limit for protests and appeals.


 Chief Timekeeper - Scott Lang


 Race Director - Tom Williams

