

**SW-MOTECH SUPERBIKE**
**Race 1**

Date: **22/02/25**  
Event: **R04**  
Weather: **Sunny - Temp: 29.2C**  
Track: **Dry - Temp: 45.5C**

Started at: **12:00:47**  
Laps: **11**  
Starters: **25**  
Posted at: **12:28 PM**


**PROVISIONAL CLASSIFICATION**

Pos	No	Name	Machine	Laps	Race Time	Behind Leader	Behind Prev	Fastest Lap	On Lap
1	1	Josh WATERS (VIC) / McMartin Racing	Ducati V4R	11	17:00.626			1:31.599	4
2	13	Anthony WEST (QLD) / Addicted to Track	Yamaha YZF-R1	11	17:05.030	4.404	4.404	1:31.669	3
3	46	Mike JONES (QLD) / Yamaha Racing Team / Shop Yamaha / Yamalube / Pirelli	Yamaha YZF-R1	11	17:05.047	4.421	.017	1:31.932	2
4	14	Glenn ALLERTON (NSW) / Superbike Advocates Racing	Ducati V4R	11	17:14.435	13.809	9.388	1:32.648	2
5	11	Broc PEARSON (QLD) / DesmoSport Ducati	Ducati V4R	11	17:14.639	14.013	.204	1:32.897	9
6	27	Max STAUFFER (NSW) / Yamaha Racing Team / Shop Yamaha / Yamalube / Pirelli	Yamaha YZF-R1	11	17:19.217	18.591	4.578	1:33.138	6
7	308	John LYTRAS (QLD) / Caboolture Yamaha / Ricondi / Race & Road	Yamaha YZF-R1	11	17:19.352	18.726	.135	1:33.392	6
8	65	Cru HALLIDAY (NSW) / Stop & Seal Racing	Yamaha YZF-R1	11	17:23.381	22.755	4.029	1:33.648	5
9	71	Tom EDWARDS (NSW) / Motoschool Racing School / Yamaha / GoPro / Monster	Yamaha YZF-R1	11	17:23.432	22.806	.051	1:33.558	5
10	20	Jonathan NAHLOUS (NSW) / Complete AV / Alpinestars / Yamaha YRD / Anderson Stands / Shark Helmets	Yamaha YZF-R1	11	17:24.817	24.191	1.385	1:33.466	5
11	7	Tom TOPARIS (NSW) / Stop & Seal Racing / KYT / Leda / Koda / Ganter Group	Yamaha YZF-R1	11	17:27.636	27.010	2.819	1:34.214	5
12	82	Ryan YANKO (QLD) / Addicted To Track	Yamaha YZF-R1	11	17:30.377	29.751	2.741	1:34.436	5
13	33	Jack FAVELLE (NSW) / Addicted to Track / Favelle Enterprises / Kabuto Helmets / Fusport Boots	Yamaha YZF-R1	11	17:34.648	34.022	4.271	1:34.585	5
14	12	Matt WALTERS (NSW) / Newcastle Hino	Aprilia RSV4	11	17:40.304	39.678	5.656	1:34.443	2
15	70	Mohamad AIZUDDIN (VIC) / Portbike Racing / Hype Motorsport / CCAU	BMW M RR	11	17:48.739	48.113	8.435	1:36.221	8
16	61	Arthur SISSIS (SA) / Stop & Seal Racing / Shoei / Alpinestars	Yamaha YZF-R1	11	17:49.930	49.304	1.191	1:35.152	2
17	8	Charles HOLDING (SA) / MotoJet Garage / The Grinning Dingo	Yamaha YZF-R1	11	17:56.808	56.182	6.878	1:36.892	6
18	60	Paul LINKENBAGH (NSW) / Tyrepower Smash Brand Group / 4SR Australia	Yamaha YZF-R1	11	18:01.998	1:01.372	5.190	1:36.795	3
19	77	Adam SENIOR (WA) / Senior Engineering / Pirelli / Cullys Yamaha / MarinePro West / Silkolene	Yamaha YZF-R1	11	18:10.615	1:09.989	8.617	1:37.306	2
20	92	Kota HIGUCHI (JAP) / H.L.O. Racing	Suzuki GSXR	11	18:10.627	1:10.001	.012	1:37.000	2
21	64	Michael KEMP (SA) / SA Pool and Spa Services / Lee's Spot on M-cycles / SM Fabrications	Yamaha YZF-R1	11	18:25.511	1:24.885	14.884	1:38.470	2
22	94	Mitchell CARR (WA) / Campbell Road Automotive & M-cycles	Honda CBR RR	10	17:34.846	1 Lap		1:43.604	8
DNF	3	Cameron DUNKER (NSW) / MotoGo Yamaha Race Team / GYTR / YRD / Alpinestars / KYT Helmets / Yamaha	Yamaha YZF-R1	8	12:33.116	2 Laps		1:33.143	2
DNF	10	Noel MAHON (VIC) / IRT M-sports / SE Suspensions / YRD / Race & Road / RS Pipe & Civil	Yamaha YZF-R1	8	13:02.214	2 Laps	29.098	1:36.225	4
DNF	28	Josh SODERLAND (NSW) / Gowanloch M-cycles / Smash Media / Papa Macros / 4SR / Pirelli	Yamaha YZF-R1	1	1:43.061	9 Laps		1:43.061	1

Fastest Lap was 1:31.599 by 1 Josh WATERS (VIC)

Current race lap record for SBK class - 1:30.790 by Harrison VOIGHT (QLD) on a Ducati V4R set on 24/02/24

The results are provisional until the expiration of the time limit for protests and appeals.



Chief Timekeeper - Scott Lang



Race Director - Tom Williams



**SW-MOTECH SUPERBIKE**  
**Race 1**


Date: **22/02/25**  
 Event: **R04**  
 Weather: **Sunny - Temp: 29.2C**  
 Track: **Dry - Temp: 45.5C**

Started at: **12:00:47**  
 Laps: **11**  
 Starters: **25**  
 Posted at: **12:28 PM**

**PROVISIONAL LAP TIMES**

No	Name	Lap 1	Lap 2	Lap 3	Lap 4	Lap 5	Lap 6	Lap 7	Lap 8	Lap 9	Lap 10	Lap 11
1	Josh WATERS (VIC)	1:36.932	1:31.856	1:31.760	<b><u>1:31.599</u></b>	1:31.699	1:32.002	1:32.302	1:32.549	1:33.001	1:33.194	1:33.732
3	Cameron DUNKER (NSW)	1:37.757	<b><u>1:33.143</u></b>	1:33.163	1:33.689	1:34.058	1:33.322	1:33.710	1:34.274			
7	Tom TOPARIS (NSW)	1:41.783	1:34.497	1:34.809	1:34.428	<b><u>1:34.214</u></b>	1:34.402	1:34.555	1:34.383	1:34.303	1:34.513	1:35.749
8	Charles HOLDING (SA)	1:45.482	1:36.975	1:37.462	1:37.251	1:37.060	<b><u>1:36.892</u></b>	1:37.069	1:37.008	1:37.316	1:37.105	1:37.188
10	Noel MAHON (VIC)	1:45.950	1:37.145	1:36.338	<b><u>1:36.225</u></b>	1:36.483	1:36.873	1:36.378	1:36.822			
11	Broc PEARSON (QLD)	1:40.019	1:33.696	1:33.691	1:33.658	1:33.318	1:33.244	1:33.528	1:33.541	<b><u>1:32.897</u></b>	1:33.488	1:33.559
12	Matt WALTERS (NSW)	1:42.653	<b><u>1:34.443</u></b>	1:34.787	1:34.899	1:35.759	1:35.776	1:35.879	1:36.653	1:36.141	1:36.444	1:36.870
13	Anthony WEST (QLD)	1:37.756	1:31.691	<b><u>1:31.669</u></b>	1:32.120	1:32.548	1:32.932	1:33.117	1:33.313	1:33.423	1:33.094	1:33.367
14	Glenn ALLERTON (NSW)	1:38.547	<b><u>1:32.648</u></b>	1:33.128	1:33.516	1:33.694	1:33.447	1:34.091	1:34.204	1:34.007	1:33.672	1:33.481
20	Jonathan NAHLOUS (NSW)	1:39.526	1:40.070	1:33.850	1:33.491	<b><u>1:33.466</u></b>	1:33.607	1:34.236	1:34.209	1:34.197	1:34.277	1:33.888
27	Max STAUFFER (NSW)	1:41.830	1:33.679	1:33.289	1:33.464	1:33.174	<b><u>1:33.138</u></b>	1:33.363	1:34.141	1:34.195	1:34.549	1:34.395
28	Josh SODERLAND (NSW)	<b><u>1:43.061</u></b>										
33	Jack FAVELLE (NSW)	1:39.700	1:36.455	1:35.754	1:34.937	<b><u>1:34.585</u></b>	1:34.822	1:35.125	1:35.184	1:35.522	1:36.199	1:36.365
46	Mike JONES (QLD)	1:38.031	<b><u>1:31.932</u></b>	1:32.231	1:32.511	1:32.598	1:33.157	1:33.088	1:32.918	1:32.927	1:32.846	1:32.808
60	Paul LINKENBAGH (NSW)	1:45.951	1:37.479	<b><u>1:36.795</u></b>	1:37.395	1:37.552	1:37.424	1:37.241	1:37.289	1:38.418	1:38.178	1:38.276
61	Arthur SISSIS (SA)	1:43.875	<b><u>1:35.152</u></b>	1:35.653	1:35.698	1:35.941	1:36.536	1:36.502	1:36.460	1:37.959	1:38.124	1:38.030
64	Michael KEMP (SA)	1:47.309	<b><u>1:38.470</u></b>	1:39.150	1:39.209	1:39.631	1:39.756	1:39.700	1:39.437	1:40.354	1:40.868	1:41.627
65	Cru HALLIDAY (NSW)	1:42.337	1:34.258	1:34.502	1:33.840	<b><u>1:33.648</u></b>	1:34.039	1:33.669	1:33.969	1:33.902	1:34.820	1:34.397
70	Mohamad AIZUDDIN (VIC)	1:44.180	1:36.414	1:36.509	1:36.941	1:36.335	1:36.456	1:36.288	<b><u>1:36.221</u></b>	1:36.265	1:36.384	1:36.746
71	Tom EDWARDS (NSW)	1:39.752	1:35.133	1:33.743	1:34.267	<b><u>1:33.558</u></b>	1:33.981	1:34.170	1:34.517	1:34.807	1:35.097	1:34.407
77	Adam SENIOR (WA)	1:46.796	<b><u>1:37.306</u></b>	1:37.367	1:38.069	1:38.200	1:38.991	1:38.756	1:38.503	1:38.788	1:38.680	1:39.159
82	Ryan YANKO (QLD)	1:41.348	1:34.799	1:35.298	1:34.450	<b><u>1:34.436</u></b>	1:34.844	1:34.820	1:34.758	1:35.110	1:35.032	1:35.482
92	Kota HIGUCHI (JAP)	1:46.530	<b><u>1:37.000</u></b>	1:39.449	1:37.590	1:37.582	1:37.950	1:39.045	1:38.622	1:38.852	1:38.793	1:39.214
94	Mitchell CARR (WA)	1:51.213	1:45.166	1:45.104	1:45.643	1:45.385	1:45.036	1:45.569	<b><u>1:43.604</u></b>	1:44.096	1:44.030	
308	John LYTRAS (QLD)	1:40.302	1:33.511	1:33.703	1:33.716	1:33.412	<b><u>1:33.392</u></b>	1:33.841	1:34.655	1:34.214	1:34.274	1:34.332

The results are provisional until the expiration of the time limit for protests and appeals.

  
 Chief Timekeeper - Scott Lang

  
 Race Director - Tom Williams



**SW-MOTECH SUPERBIKE**
**Race 1**

Date: **22/02/25**  
Event: **R04**  
Weather: **Sunny - Temp: 29.2C**  
Track: **Dry - Temp: 45.5C**

Started at: **12:00:47**  
Laps: **11**  
Starters: **25**  
Posted at: **12:28 PM**

**PROVISIONAL SECTOR TIMES**

Lap	Sector 1	Sector 2	Sector 3	Sector 4	Lap Time	Spd	Lap	Sector 1	Sector 2	Sector 3	Sector 4	Lap Time	Spd
<b>1 Josh WATERS (VIC) (1st)</b>							4	<b>23.164</b>	28.168	18.904	27.015	1:37.251	298
1	27.182	26.649	17.545	25.556	1:36.932	226	5	23.236	28.032	18.813	26.979	1:37.060	292
2	21.960	26.720	17.631	25.545	1:31.856	308	6	23.215	28.033	18.756	<b>26.888</b>	<b>1:36.892</b>	295
3	21.937	26.623	17.633	25.567	1:31.760	309	7	23.247	27.978	18.718	27.126	1:37.069	294
4	<b>21.831</b>	<b>26.618</b>	<b>17.586</b>	25.564	<b>1:31.599</b>	307	8	23.193	27.991	18.757	27.067	1:37.008	293
5	21.845	26.699	17.614	<b>25.541</b>	1:31.699	308	9	23.206	28.077	18.765	27.268	1:37.316	293
6	21.925	26.717	17.708	25.652	1:32.002	307	10	23.269	28.070	18.678	27.088	1:37.105	291
7	22.025	26.817	17.795	25.665	1:32.302	306	11	23.278	<b>27.893</b>	18.788	27.229	1:37.188	292
8	22.055	26.873	17.802	25.819	1:32.549	306	<b>10 Noel MAHON (VIC) (DNF)</b>						
9	22.194	27.059	17.841	25.907	1:33.001	305	1	30.666	29.592	19.040	26.652	1:45.950	221
10	22.274	27.007	17.946	25.967	1:33.194	304	2	23.259	28.525	<b>18.552</b>	26.809	1:37.145	296
11	22.343	27.262	17.956	26.171	1:33.732	305	3	<b>22.740</b>	28.206	18.737	<b>26.655</b>	1:36.338	293
<b>3 Cameron DUNKER (NSW) (DNF)</b>							4	22.784	28.060	18.575	26.806	<b>1:36.225</b>	287
1	27.409	26.854	17.663	25.831	1:37.757	222	5	22.914	28.035	18.620	26.914	1:36.483	289
2	22.698	<b>26.961</b>	<b>17.647</b>	<b>25.837</b>	<b>1:33.143</b>	301	6	23.027	28.210	18.702	26.934	1:36.873	286
3	<b>22.231</b>	27.064	17.940	25.928	1:33.163	298	7	22.920	28.067	18.671	26.720	1:36.378	289
4	22.277	27.249	18.070	26.093	1:33.689	296	8	23.031	<b>28.018</b>	18.723	27.050	1:36.822	287
5	22.538	27.351	17.993	26.176	1:34.058	295	<b>11 Broc PEARSON (QLD) (5th)</b>						
6	22.314	27.008	17.934	26.066	1:33.322	300	1	28.981	27.276	17.860	25.902	1:40.019	214
7	22.380	27.178	17.907	26.245	1:33.710	301	2	22.439	27.022	18.012	26.223	1:33.696	309
8	22.399	27.472	18.005	26.398	1:34.274	291	3	22.380	27.096	17.998	26.217	1:33.691	308
<b>7 Tom TOPARIS (NSW) (11th)</b>							4	22.288	27.022	18.121	26.227	1:33.658	305
1	29.711	27.745	17.965	26.362	1:41.783	229	5	22.395	27.023	17.869	26.031	1:33.318	305
2	22.771	27.686	<b>17.941</b>	<b>26.099</b>	1:34.497	306	6	22.300	27.040	17.871	26.033	1:33.244	306
3	22.712	27.539	18.245	26.313	1:34.809	307	7	<b>22.268</b>	27.178	17.981	26.101	1:33.528	306
4	22.722	27.375	18.088	26.243	1:34.428	296	8	22.290	26.972	18.157	26.122	1:33.541	306
5	<b>22.426</b>	27.397	18.169	26.222	<b>1:34.214</b>	303	9	22.277	<b>26.897</b>	<b>17.814</b>	<b>25.909</b>	<b>1:32.897</b>	308
6	22.631	<b>27.334</b>	18.171	26.266	1:34.402	303	10	22.421	27.165	17.844	26.058	1:33.488	299
7	22.666	27.513	18.088	26.288	1:34.555	298	11	22.413	27.258	17.881	26.007	1:33.559	304
8	22.577	27.486	18.040	26.280	1:34.383	303	<b>12 Matt WALTERS (NSW) (14th)</b>						
9	22.518	27.441	18.076	26.268	1:34.303	302	1	30.046	28.165	18.239	26.203	1:42.653	233
10	22.687	27.410	18.038	26.378	1:34.513	301	2	22.737	<b>27.467</b>	<b>17.923</b>	26.316	<b>1:34.443</b>	308
11	23.216	27.614	18.417	26.502	1:35.749	302	3	22.864	27.665	18.069	<b>26.189</b>	1:34.787	301
<b>8 Charles HOLDING (SA) (17th)</b>							4	<b>22.696</b>	27.609	18.098	26.496	1:34.899	299
1	30.295	29.693	18.726	26.768	1:45.482	231	5	22.991	27.646	18.274	26.848	1:35.759	303
2	23.283	27.918	<b>18.670</b>	27.104	1:36.975	299	6	22.867	27.926	18.383	26.600	1:35.776	298
3	23.193	28.158	18.943	27.168	1:37.462	296	7	22.972	27.856	18.410	26.641	1:35.879	297

Chief Timekeeper - Scott Lang

Race Director - Tom Williams



**SW-MOTECH SUPERBIKE**
**Race 1**

Date: **22/02/25**  
Event: **R04**  
Weather: **Sunny - Temp: 29.2C**  
Track: **Dry - Temp: 45.5C**

Started at: **12:00:47**  
Laps: **11**  
Starters: **25**  
Posted at: **12:28 PM**

**PROVISIONAL SECTOR TIMES**

Lap	Sector 1	Sector 2	Sector 3	Sector 4	Lap Time	Spd	Lap	Sector 1	Sector 2	Sector 3	Sector 4	Lap Time	Spd
8	23.030	28.037	18.377	27.209	1:36.653	297	9	22.554	27.211	17.978	26.454	1:34.197	297
9	23.041	28.007	18.412	26.681	1:36.141	295	10	22.628	27.338	18.000	26.311	1:34.277	295
10	23.094	28.074	18.484	26.792	1:36.444	293	11	22.455	27.276	18.004	26.153	1:33.888	299
11	23.102	28.221	18.560	26.987	1:36.870	295							
							<b>27 Max STAUFFER (NSW) (6th)</b>						
							1	29.716	28.281	18.006	25.827	1:41.830	221
<b>13 Anthony WEST (QLD) (2nd)</b>							2	22.568	27.340	17.911	25.860	1:33.679	307
1	27.807	26.835	17.648	25.466	1:37.756	218	3	<b>22.307</b>	27.113	17.919	25.950	1:33.289	305
2	<b>21.918</b>	26.722	17.502	<b>25.549</b>	1:31.691	302	4	22.485	27.104	17.891	25.984	1:33.464	311
3	21.925	26.658	<b>17.481</b>	25.605	<b>1:31.669</b>	301	5	22.364	27.125	17.879	<b>25.806</b>	1:33.174	303
4	21.950	<b>26.642</b>	17.708	25.820	1:32.120	298	6	22.389	<b>27.012</b>	<b>17.810</b>	25.927	<b>1:33.138</b>	305
5	22.300	26.880	17.655	25.713	1:32.548	299	7	22.452	27.112	17.867	25.932	1:33.363	303
6	22.256	27.032	17.722	25.922	1:32.932	298	8	22.623	27.279	18.091	26.148	1:34.141	304
7	22.379	26.934	17.844	25.960	1:33.117	296	9	22.580	27.334	18.042	26.239	1:34.195	302
8	22.358	26.820	17.909	26.226	1:33.313	295	10	22.710	27.559	18.080	26.200	1:34.549	298
9	22.447	27.069	17.852	26.055	1:33.423	297	11	22.640	27.361	18.197	26.197	1:34.395	298
10	22.393	26.959	17.857	25.885	1:33.094	294							
11	22.425	26.988	17.780	26.174	1:33.367	297							
							<b>28 Josh SODERLAND (NSW) (DNF)</b>						
							1	30.085	28.299	18.231	26.446	<b>1:43.061</b>	230
<b>14 Glenn ALLERTON (NSW) (4th)</b>													
1	27.946	27.084	17.839	25.678	1:38.547	230							
2	<b>22.127</b>	<b>26.910</b>	<b>17.825</b>	<b>25.786</b>	<b>1:32.648</b>	311	<b>33 Jack FAVELLE (NSW) (13th)</b>						
3	22.187	27.124	17.887	25.930	1:33.128	311	1	28.322	27.261	17.994	26.123	1:39.700	228
4	22.256	27.313	17.991	25.956	1:33.516	304	2	24.208	27.674	<b>17.966</b>	26.607	1:36.455	305
5	22.369	27.229	18.035	26.061	1:33.694	309	3	23.335	27.732	18.247	26.440	1:35.754	296
6	22.321	27.059	17.952	26.115	1:33.447	309	4	23.022	27.589	18.029	26.297	1:34.937	298
7	22.441	27.087	17.991	26.572	1:34.091	307	5	22.811	27.477	18.031	<b>26.266</b>	<b>1:34.585</b>	306
8	22.523	27.268	18.157	26.256	1:34.204	294	6	<b>22.723</b>	<b>27.420</b>	18.275	26.404	1:34.822	299
9	22.583	27.331	17.929	26.164	1:34.007	286	7	22.812	27.478	18.373	26.462	1:35.125	298
10	22.480	27.142	17.875	26.175	1:33.672	308	8	22.829	27.607	18.227	26.521	1:35.184	297
11	22.353	27.224	17.891	26.013	1:33.481	306	9	22.950	27.627	18.381	26.564	1:35.522	296
							10	23.035	28.181	18.339	26.644	1:36.199	293
<b>20 Jonathan NAHLOUS (NSW) (10th)</b>							11	22.983	27.948	18.402	27.032	1:36.365	294
1	28.630	27.096	17.683	26.117	1:39.526	225							
2	28.683	27.272	17.962	26.153	1:40.070	303	<b>46 Mike JONES (QLD) (3rd)</b>						
3	<b>22.345</b>	27.253	17.831	26.421	1:33.850	303	1	27.720	27.152	17.687	25.472	1:38.031	221
4	22.500	27.092	17.826	26.073	1:33.491	300	2	22.180	<b>26.664</b>	<b>17.562</b>	<b>25.526</b>	<b>1:31.932</b>	303
5	22.613	<b>27.017</b>	<b>17.808</b>	<b>26.028</b>	<b>1:33.466</b>	308	3	22.066	26.880	17.620	25.665	1:32.231	306
6	22.350	27.032	17.932	26.293	1:33.607	305	4	<b>22.054</b>	26.897	17.734	25.826	1:32.511	303
7	22.515	27.524	17.951	26.246	1:34.236	298	5	22.064	27.001	17.778	25.755	1:32.598	303
8	22.552	27.371	17.932	26.354	1:34.209	297	6	22.125	27.092	17.955	25.985	1:33.157	303

Chief Timekeeper - Scott Lang

Race Director - Tom Williams





SW-MOTECH SUPERBIKE

Race 1

Date: 22/02/25  
Event: R04  
Weather: Sunny - Temp: 29.2C  
Track: Dry - Temp: 45.5C

Started at: 12:00:47  
Laps: 11  
Starters: 25  
Posted at: 12:28 PM

PROVISIONAL SECTOR TIMES

Lap	Sector 1	Sector 2	Sector 3	Sector 4	Lap Time	Spd	Lap	Sector 1	Sector 2	Sector 3	Sector 4	Lap Time	Spd
7	22.182	27.122	17.910	25.874	1:33.088	303	8	23.900	28.840	19.226	27.471	1:39.437	285
8	22.249	27.027	17.804	25.838	1:32.918	302	9	24.309	28.929	19.230	27.886	1:40.354	281
9	22.190	27.113	17.797	25.827	1:32.927	303	10	24.588	29.042	19.278	27.960	1:40.868	279
10	22.214	27.065	17.726	25.841	1:32.846	302	11	24.701	29.294	19.489	28.143	1:41.627	282
11	22.118	26.902	17.690	26.098	1:32.808	305							
<b>60 Paul LINKENBAGH (NSW) (18th)</b>							<b>65 Cru HALLIDAY (NSW) (8th)</b>						
1	30.557	29.391	19.179	26.824	1:45.951	229	1	29.627	28.292	18.265	26.153	1:42.337	218
2	23.143	28.393	18.696	27.247	1:37.479	293	2	22.654	27.495	18.007	<b>26.102</b>	1:34.258	311
3	<b>22.939</b>	<b>28.246</b>	18.801	<b>26.809</b>	<b>1:36.795</b>	293	3	22.634	27.506	18.205	26.157	1:34.502	302
4	23.092	28.381	18.821	27.101	1:37.395	293	4	22.503	<b>27.235</b>	17.974	26.128	1:33.840	303
5	23.179	28.653	18.856	26.864	1:37.552	290	5	<b>22.323</b>	27.309	<b>17.891</b>	26.125	<b>1:33.648</b>	304
6	23.119	28.438	18.895	26.972	1:37.424	290	6	22.435	27.367	17.921	26.316	1:34.039	305
7	23.194	28.267	<b>18.685</b>	27.095	1:37.241	287	7	22.386	27.243	17.897	26.143	1:33.669	303
8	23.195	28.400	18.877	26.817	1:37.289	284	8	22.465	27.380	17.996	26.128	1:33.969	303
9	23.463	28.882	18.914	27.159	1:38.418	285	9	22.398	27.320	17.972	26.212	1:33.902	305
10	23.383	28.810	18.919	27.066	1:38.178	284	10	22.404	27.674	18.276	26.466	1:34.820	306
11	23.225	28.630	19.177	27.244	1:38.276	285	11	22.352	27.391	18.237	26.417	1:34.397	304
<b>61 Arthur SISSIS (SA) (16th)</b>							<b>70 Mohamad AIZUDDIN (VIC) (15th)</b>						
1	30.105	29.011	18.344	26.415	1:43.875	223	1	30.392	28.914	18.457	26.417	1:44.180	228
2	22.953	<b>27.559</b>	<b>18.085</b>	<b>26.555</b>	<b>1:35.152</b>	304	2	23.139	28.014	18.521	26.740	1:36.414	299
3	<b>22.852</b>	27.902	18.197	26.702	1:35.653	300	3	23.172	27.935	18.629	26.773	1:36.509	291
4	22.887	27.787	18.451	26.573	1:35.698	298	4	23.199	28.041	18.687	27.014	1:36.941	291
5	23.052	27.902	18.374	26.613	1:35.941	297	5	23.198	27.990	18.571	26.576	1:36.335	289
6	23.104	28.116	18.507	26.809	1:36.536	298	6	23.168	28.094	18.762	<b>26.432</b>	1:36.456	292
7	23.098	28.058	18.578	26.768	1:36.502	295	7	<b>23.038</b>	27.949	18.657	26.644	1:36.288	293
8	23.179	27.946	18.466	26.869	1:36.460	295	8	23.121	27.720	18.593	26.787	<b>1:36.221</b>	287
9	23.278	28.433	18.841	27.407	1:37.959	296	9	23.172	27.861	18.666	26.566	1:36.265	289
10	23.855	28.470	18.862	26.937	1:38.124	292	10	23.039	<b>27.608</b>	18.834	26.903	1:36.384	293
11	23.489	28.507	18.856	27.178	1:38.030	297	11	23.516	28.223	<b>18.516</b>	26.491	1:36.746	294
<b>64 Michael KEMP (SA) (21th)</b>							<b>71 Tom EDWARDS (NSW) (9th)</b>						
1	31.738	29.272	19.120	27.179	1:47.309	231	1	28.756	27.264	17.845	25.887	1:39.752	221
2	<b>23.760</b>	28.763	<b>18.874</b>	<b>27.073</b>	<b>1:38.470</b>	292	2	23.796	27.420	17.909	<b>26.008</b>	1:35.133	303
3	23.905	28.921	18.908	27.416	1:39.150	293	3	22.384	27.378	<b>17.864</b>	26.117	1:33.743	304
4	23.919	<b>28.659</b>	19.083	27.548	1:39.209	286	4	22.503	27.473	18.115	26.176	1:34.267	303
5	24.038	28.911	19.125	27.557	1:39.631	281	5	<b>22.354</b>	<b>27.211</b>	17.890	26.103	<b>1:33.558</b>	303
6	24.140	28.900	19.180	27.536	1:39.756	280	6	22.445	27.338	18.074	26.124	1:33.981	303
7	24.081	28.881	19.181	27.557	1:39.700	283	7	22.540	27.484	17.992	26.154	1:34.170	300
							8	22.560	27.573	18.070	26.314	1:34.517	299

Chief Timekeeper - Scott Lang

Race Director - Tom Williams



**SW-MOTECH SUPERBIKE**

**Race 1**


Date: 22/02/25  
Event: R04  
Weather: Sunny - Temp: 29.2C  
Track: Dry - Temp: 45.5C

Started at: 12:00:47  
Laps: 11  
Starters: 25  
Posted at: 12:28 PM

**PROVISIONAL SECTOR TIMES**

Lap	Sector 1	Sector 2	Sector 3	Sector 4	Lap Time	Spd	Lap	Sector 1	Sector 2	Sector 3	Sector 4	Lap Time	Spd
9	22.745	27.679	18.174	26.209	1:34.807	298	5	23.438	28.413	18.642	27.089	1:37.582	292
10	22.448	27.536	18.593	26.520	1:35.097	298	6	23.461	28.489	18.877	27.123	1:37.950	293
11	22.540	27.398	18.246	26.223	1:34.407	302	7	23.601	29.175	19.136	27.133	1:39.045	290
							8	23.498	28.841	18.998	27.285	1:38.622	289
<b>77 Adam SENIOR (WA) (19th)</b>							9	23.455	28.868	19.257	27.272	1:38.852	286
1	30.799	29.942	19.120	26.935	1:46.796	226	10	23.402	28.644	19.043	27.704	1:38.793	288
2	23.392	<b>28.461</b>	18.630	<b>26.823</b>	<b>1:37.306</b>	290	11	23.590	28.920	19.040	27.664	1:39.214	288
3	<b>23.225</b>	28.633	<b>18.523</b>	26.986	1:37.367	293							
4	23.469	28.505	18.804	27.291	1:38.069	290	<b>94 Mitchell CARR (WA) (22th)</b>						
5	23.508	28.545	18.859	27.288	1:38.200	286	1	32.469	29.891	19.990	28.863	1:51.213	216
6	23.622	28.899	19.133	27.337	1:38.991	286	2	25.603	30.610	20.483	28.470	1:45.166	254
7	23.520	28.823	19.191	27.222	1:38.756	287	3	25.783	31.012	20.301	<b>28.008</b>	1:45.104	249
8	23.485	28.697	19.014	27.307	1:38.503	284	4	25.841	30.957	20.590	28.255	1:45.643	242
9	23.452	28.728	19.383	27.225	1:38.788	283	5	25.912	30.942	20.359	28.172	1:45.385	244
10	23.571	28.644	19.003	27.462	1:38.680	284	6	25.834	<b>30.357</b>	20.470	28.375	1:45.036	245
11	23.667	28.900	19.057	27.535	1:39.159	281	7	25.965	30.886	20.526	28.192	1:45.569	241
							8	25.168	30.446	19.945	28.045	<b>1:43.604</b>	249
<b>82 Ryan YANKO (QLD) (12th)</b>							9	25.431	30.425	<b>19.887</b>	28.353	1:44.096	254
1	29.497	27.678	18.020	26.153	1:41.348	231	10	<b>25.043</b>	30.361	20.250	28.376	1:44.030	255
2	22.847	27.791	<b>17.957</b>	<b>26.204</b>	1:34.799	299							
3	22.938	27.883	18.193	26.284	1:35.298	299	<b>308 John LYTRAS (QLD) (7th)</b>						
4	<b>22.634</b>	27.538	18.053	26.225	1:34.450	298	1	28.849	27.558	17.982	25.913	1:40.302	225
5	22.703	27.450	18.031	26.252	<b>1:34.436</b>	298	2	22.479	<b>27.093</b>	18.007	25.932	1:33.511	301
6	22.671	27.472	18.151	26.550	1:34.844	296	3	22.420	27.171	18.007	26.105	1:33.703	295
7	22.725	<b>27.442</b>	18.211	26.442	1:34.820	295	4	<b>22.333</b>	27.211	17.997	26.175	1:33.716	293
8	22.792	27.523	18.038	26.405	1:34.758	294	5	22.372	27.172	17.957	<b>25.911</b>	1:33.412	296
9	22.783	27.682	18.177	26.468	1:35.110	295	6	22.360	27.134	<b>17.937</b>	25.961	<b>1:33.392</b>	296
10	22.706	27.509	18.172	26.645	1:35.032	292	7	22.413	27.327	18.059	26.042	1:33.841	296
11	22.765	27.818	18.298	26.601	1:35.482	292	8	22.766	27.588	18.132	26.169	1:34.655	288
							9	22.637	27.284	18.070	26.223	1:34.214	293
<b>92 Kota HIGUCHI (JAP) (20th)</b>							10	22.630	27.507	18.024	26.113	1:34.274	294
1	31.604	28.988	19.102	26.836	1:46.530	218	11	22.631	27.265	18.284	26.152	1:34.332	293
2	23.371	<b>28.261</b>	<b>18.595</b>	<b>26.773</b>	<b>1:37.000</b>	299							
3	24.950	28.694	18.675	27.130	1:39.449	281							
4	<b>23.325</b>	28.357	18.795	27.113	1:37.590	291							

The results are provisional until the expiration of the time limit for protests and appeals.



Chief Timekeeper - Scott Lang



Race Director - Tom Williams



**SW-MOTEC SUPERBIKE**

**Race 1**

Date: 22/02/25  
Event: R04  
Weather: Sunny - Temp: 29.2C  
Track: Dry - Temp: 45.5C

Started at: 12:00:47  
Laps: 11  
Starters: 25  
Posted at: 12:28 PM


**PROVISIONAL FASTEST LAPS SEQUENCE**

Lap	Race Pos	No	Name	Machine	Fastest Lap	On Lap
1	1	1	Josh WATERS (VIC)	Ducati V4R	1:36.932	1
2	1	1	Josh WATERS (VIC)	Ducati V4R	1:31.856	2
2	2	13	Anthony WEST (QLD)	Yamaha YZF-R1	1:31.691	2
3	2	13	Anthony WEST (QLD)	Yamaha YZF-R1	1:31.669	3
4	1	1	Josh WATERS (VIC)	Ducati V4R	1:31.599	4

The results are provisional until the expiration of the time limit for protests and appeals.



Chief Timekeeper - Scott Lang



Race Director - Tom Williams



**SW-MOTECH SUPERBIKE**
**Race 1**

Date: **22/02/25**  
Event: **R04**  
Weather: **Sunny - Temp: 29.2C**  
Track: **Dry - Temp: 45.5C**

Started at: **12:00:47**  
Laps: **11**  
Starters: **25**  
Posted at: **12:28 PM**

**PROVISIONAL LAP SHEET**

No	Lap Time	Gap	No	Lap Time	Gap	No	Lap Time	Gap	No	Lap Time	Gap	No	Lap Time	Gap
<b>Lap 1</b>			<b>11</b>	1:33.696	4.927	<b>33</b>	1:35.754	11.361	<b>92</b>	1:37.590	28.422	<b>14</b>	1:33.447	9.132
<b>1</b>	1:36.932		<b>308</b>	1:33.511	5.025	<b>20</b>	1:33.850	12.898	<b>64</b>	1:39.209	31.991	<b>3</b>	1:33.322	9.284
<b>13</b>	1:37.756	.824	<b>71</b>	1:35.133	6.097	<b>61</b>	1:35.653	14.132	<b>94</b>	1:45.643	54.979	<b>11</b>	1:33.244	11.778
<b>3</b>	1:37.757	.825	<b>27</b>	1:33.679	6.721	<b>70</b>	1:36.509	16.555	<b>Lap 5</b>			<b>308</b>	1:33.392	12.188
<b>46</b>	1:38.031	1.099	<b>82</b>	1:34.799	7.359	<b>10</b>	1:36.338	18.885	<b>1</b>	1:31.699		<b>27</b>	1:33.138	12.726
<b>14</b>	1:38.547	1.615	<b>33</b>	1:36.455	7.367	<b>8</b>	1:37.462	19.371	<b>13</b>	1:32.548	1.938	<b>71</b>	1:33.981	14.586
<b>20</b>	1:39.526	2.594	<b>7</b>	1:34.497	7.492	<b>60</b>	1:36.795	19.677	<b>46</b>	1:32.598	3.457	<b>65</b>	1:34.039	16.776
<b>33</b>	1:39.700	2.768	<b>65</b>	1:34.258	7.807	<b>77</b>	1:37.367	20.921	<b>14</b>	1:33.694	7.687	<b>20</b>	1:33.607	18.162
<b>71</b>	1:39.752	2.820	<b>12</b>	1:34.443	8.308	<b>92</b>	1:39.449	22.431	<b>3</b>	1:34.058	7.964	<b>7</b>	1:34.402	18.285
<b>11</b>	1:40.019	3.087	<b>61</b>	1:35.152	10.239	<b>64</b>	1:39.150	24.381	<b>11</b>	1:33.318	10.536	<b>82</b>	1:34.844	19.327
<b>308</b>	1:40.302	3.370	<b>20</b>	1:40.070	10.808	<b>94</b>	1:45.104	40.935	<b>308</b>	1:33.412	10.798	<b>33</b>	1:34.822	20.405
<b>82</b>	1:41.348	4.416	<b>70</b>	1:36.414	11.806	<b>Lap 4</b>			<b>27</b>	1:33.174	11.590	<b>12</b>	1:35.776	22.469
<b>7</b>	1:41.783	4.851	<b>8</b>	1:36.975	13.669	<b>1</b>	1:31.599		<b>71</b>	1:33.558	12.607	<b>61</b>	1:36.536	27.007
<b>27</b>	1:41.830	4.898	<b>10</b>	1:37.145	14.307	<b>13</b>	1:32.120	1.089	<b>65</b>	1:33.648	14.739	<b>70</b>	1:36.456	30.987
<b>65</b>	1:42.337	5.405	<b>60</b>	1:37.479	14.642	<b>46</b>	1:32.511	2.558	<b>7</b>	1:34.214	15.885	<b>10</b>	1:36.873	33.166
<b>12</b>	1:42.653	5.721	<b>92</b>	1:37.000	14.742	<b>3</b>	1:33.689	5.605	<b>82</b>	1:34.436	16.485	<b>8</b>	1:36.892	35.274
<b>28</b>	1:43.061	6.129	<b>77</b>	1:37.306	15.314	<b>14</b>	1:33.516	5.692	<b>20</b>	1:33.466	16.557	<b>60</b>	1:37.424	36.748
<b>61</b>	1:43.875	6.943	<b>64</b>	1:38.470	16.991	<b>11</b>	1:33.658	8.917	<b>33</b>	1:34.585	17.585	<b>92</b>	1:37.950	40.253
<b>70</b>	1:44.180	7.248	<b>94</b>	1:45.166	27.591	<b>308</b>	1:33.716	9.085	<b>12</b>	1:35.759	18.695	<b>77</b>	1:38.991	40.881
<b>8</b>	1:45.482	8.550	<b>Lap 3</b>			<b>27</b>	1:33.464	10.115	<b>61</b>	1:35.941	22.473	<b>64</b>	1:39.756	47.677
<b>10</b>	1:45.950	9.018	<b>1</b>	1:31.760		<b>71</b>	1:34.267	10.748	<b>70</b>	1:36.335	26.533	<b>94</b>	1:45.036	1:21.69
<b>60</b>	1:45.951	9.019	<b>13</b>	1:31.669	.568	<b>65</b>	1:33.840	12.790	<b>10</b>	1:36.483	28.295	<b>Lap 7</b>		
<b>92</b>	1:46.530	9.598	<b>46</b>	1:32.231	1.646	<b>7</b>	1:34.428	13.370	<b>8</b>	1:37.060	30.384	<b>1</b>	1:32.302	
<b>77</b>	1:46.796	9.864	<b>3</b>	1:33.163	3.515	<b>82</b>	1:34.450	13.748	<b>60</b>	1:37.552	31.326	<b>13</b>	1:33.117	3.683
<b>64</b>	1:47.309	10.377	<b>14</b>	1:33.128	3.775	<b>12</b>	1:34.899	14.635	<b>77</b>	1:38.200	33.892	<b>46</b>	1:33.088	5.398
<b>94</b>	1:51.213	14.281	<b>11</b>	1:33.691	6.858	<b>33</b>	1:34.937	14.699	<b>92</b>	1:37.582	34.305	<b>3</b>	1:33.710	10.692
<b>Lap 2</b>			<b>308</b>	1:33.703	6.968	<b>20</b>	1:33.491	14.790	<b>64</b>	1:39.631	39.923	<b>14</b>	1:34.091	10.921
<b>1</b>	1:31.856		<b>71</b>	1:33.743	8.080	<b>61</b>	1:35.698	18.231	<b>94</b>	1:45.385	1:08.66	<b>11</b>	1:33.528	13.004
<b>13</b>	1:31.691	.659	<b>27</b>	1:33.289	8.250	<b>70</b>	1:36.941	21.897	<b>Lap 6</b>			<b>308</b>	1:33.841	13.727
<b>46</b>	1:31.932	1.175	<b>7</b>	1:34.809	10.541	<b>10</b>	1:36.225	23.511	<b>1</b>	1:32.002		<b>27</b>	1:33.363	13.787
<b>3</b>	1:33.143	2.112	<b>65</b>	1:34.502	10.549	<b>8</b>	1:37.251	25.023	<b>13</b>	1:32.932	2.868	<b>71</b>	1:34.170	16.454
<b>14</b>	1:32.648	2.407	<b>82</b>	1:35.298	10.897	<b>60</b>	1:37.395	25.473	<b>46</b>	1:33.157	4.612	<b>65</b>	1:33.669	18.143
			<b>12</b>	1:34.787	11.335	<b>77</b>	1:38.069	27.391				<b>20</b>	1:34.236	20.096

Chief Timekeeper - Scott Lang

Race Director - Tom Williams





**SW-MOTECH SUPERBIKE**

**Race 1**

Date: 22/02/25  
Event: R04  
Weather: Sunny - Temp: 29.2C  
Track: Dry - Temp: 45.5C

Started at: 12:00:47  
Laps: 11  
Starters: 25  
Posted at: 12:28 PM

**PROVISIONAL LAP SHEET**

No	Lap Time	Gap	No	Lap Time	Gap	No	Lap Time	Gap	No	Lap Time	Gap
7	1:34.555	20.538	60	1:37.289	46.427	11	1:33.488	14.186	12	1:36.870	39.678
82	1:34.820	21.845	92	1:38.622	53.069	27	1:34.549	17.928	70	1:36.746	48.113
33	1:35.125	23.228	77	1:38.503	53.289	308	1:34.274	18.126	61	1:38.030	49.304
12	1:35.879	26.046	64	1:39.437	1:01.96	65	1:34.820	22.090	8	1:37.188	56.182
61	1:36.502	31.207				71	1:35.097	22.131	60	1:38.276	1:01.37
70	1:36.288	34.973	<b>Lap 9</b>			94	1:44.096	1 lap	77	1:39.159	1:09.98
10	1:36.378	37.242	1	1:33.001		20	1:34.277	24.035	92	1:39.214	1:10.00
8	1:37.069	40.041	13	1:33.423	4.869	7	1:34.513	24.993	64	1:41.627	1:24.88
60	1:37.241	41.687	46	1:32.927	5.693	82	1:35.032	28.001			
92	1:39.045	46.996	94	1:43.604	1 lap	33	1:36.199	31.389			
77	1:38.756	47.335	14	1:34.007	13.582	12	1:36.444	36.540			
64	1:39.700	55.075	11	1:32.897	13.892	61	1:38.124	45.006			
			27	1:34.195	16.573	70	1:36.384	45.099			
			308	1:34.214	17.046	8	1:37.105	52.726			
<b>Lap 8</b>			71	1:34.807	20.228	60	1:38.178	56.828			
1	1:32.549		65	1:33.902	20.464	92	1:38.793	1:04.51			
94	1:45.569	1 lap	20	1:34.197	22.952	77	1:38.680	1:04.56			
13	1:33.313	4.447	7	1:34.303	23.674	64	1:40.868	1:16.99			
46	1:32.918	5.767	82	1:35.110	26.163						
3	1:34.274	12.417	33	1:35.522	28.384	<b>Lap 11</b>					
14	1:34.204	12.576	12	1:36.141	33.290	1	1:33.732				
11	1:33.541	13.996	61	1:37.959	40.076	13	1:33.367	4.404			
27	1:34.141	15.379	70	1:36.265	41.909	46	1:32.808	4.421			
308	1:34.655	15.833	8	1:37.316	48.815	14	1:33.481	13.809			
71	1:34.517	18.422	60	1:38.418	51.844	11	1:33.559	14.013			
65	1:33.969	19.563	92	1:38.852	58.920	27	1:34.395	18.591			
20	1:34.209	21.756	77	1:38.788	59.076	308	1:34.332	18.726			
7	1:34.383	22.372	64	1:40.354	1:09.31	65	1:34.397	22.755			
82	1:34.758	24.054				71	1:34.407	22.806			
33	1:35.184	25.863	<b>Lap 10</b>			20	1:33.888	24.191			
12	1:36.653	30.150	1	1:33.194		7	1:35.749	27.010			
61	1:36.460	35.118	13	1:33.094	4.769	82	1:35.482	29.751			
70	1:36.221	38.645	46	1:32.846	5.345	33	1:36.365	34.022			
10	1:36.822	41.515	14	1:33.672	14.060	94	1:44.030	1 lap			
8	1:37.008	44.500									

The results are provisional until the expiration of the time limit for protests and appeals.

*Scott Lang*  
Chief Timekeeper - Scott Lang

*Tom Williams*  
Race Director - Tom Williams



**SW-MOTECH SUPERBIKE**
**Race 1**


Date: **22/02/25**  
Event: **R04**  
Weather: **Sunny - Temp: 29.2C**  
Track: **Dry - Temp: 45.5C**

Started at: **12:00:47**  
Laps: **11**  
Starters: **25**  
Posted at: **12:28 PM**

**PROVISIONAL BEST SECTOR TIMES**

Pos	Sector 1		Sector 2		Sector 3		Sector 4		Lap		Ideal	Fastest	Diff
	Name	Time	Name	Time	Name	Time	Name	Time	Name	Time			
1	J. WATERS	21.831	J. WATERS	26.618	A. WEST	17.481	M. JONES	25.526	J. WATERS	1:31.576	1:31.599	.023	
2	A. WEST	21.918	A. WEST	26.642	M. JONES	17.562	J. WATERS	25.541	A. WEST	1:31.590	1:31.669	.079	
3	M. JONES	22.054	M. JONES	26.664	J. WATERS	17.586	A. WEST	25.549	M. JONES	1:31.806	1:31.932	.126	
4	G. ALLERTON	22.127	B. PEARSON	26.897	C. DUNKER	17.647	G. ALLERTON	25.786	G. ALLERTON	1:32.648	1:32.648	.000	
5	C. DUNKER	22.231	G. ALLERTON	26.910	J. NAHLOUS	17.808	M. STAUFFER	25.806	C. DUNKER	1:32.676	1:33.143	.467	
6	B. PEARSON	22.268	C. DUNKER	26.961	M. STAUFFER	17.810	C. DUNKER	25.837	B. PEARSON	1:32.888	1:32.897	.009	
7	M. STAUFFER	22.307	M. STAUFFER	27.012	B. PEARSON	17.814	B. PEARSON	25.909	M. STAUFFER	1:32.935	1:33.138	.203	
8	C. HALLIDAY	22.323	J. NAHLOUS	27.017	G. ALLERTON	17.825	J. LYTRAS	25.911	J. NAHLOUS	1:33.198	1:33.466	.268	
9	J. LYTRAS	22.333	J. LYTRAS	27.093	T. EDWARDS	17.864	T. EDWARDS	26.008	J. LYTRAS	1:33.274	1:33.392	.118	
10	J. NAHLOUS	22.345	T. EDWARDS	27.211	C. HALLIDAY	17.891	J. NAHLOUS	26.028	T. EDWARDS	1:33.437	1:33.558	.121	
11	T. EDWARDS	22.354	C. HALLIDAY	27.235	M. WALTERS	17.923	T. TOPARIS	26.099	C. HALLIDAY	1:33.551	1:33.648	.097	
12	T. TOPARIS	22.426	T. TOPARIS	27.334	J. LYTRAS	17.937	C. HALLIDAY	26.102	T. TOPARIS	1:33.800	1:34.214	.414	
13	R. YANKO	22.634	J. FAVELLE	27.420	T. TOPARIS	17.941	M. WALTERS	26.189	R. YANKO	1:34.237	1:34.436	.199	
14	M. WALTERS	22.696	R. YANKO	27.442	R. YANKO	17.957	R. YANKO	26.204	M. WALTERS	1:34.275	1:34.443	.168	
15	J. FAVELLE	22.723	M. WALTERS	27.467	J. FAVELLE	17.966	J. FAVELLE	26.266	J. FAVELLE	1:34.375	1:34.585	.210	
16	N. MAHON	22.740	A. SISSIS	27.559	A. SISSIS	18.085	M. AIZUDDIN	26.432	A. SISSIS	1:35.051	1:35.152	.101	
17	A. SISSIS	22.852	M. AIZUDDIN	27.608	M. AIZUDDIN	18.516	A. SISSIS	26.555	M. AIZUDDIN	1:35.594	1:36.221	.627	
18	P. LINKENBA	22.939	C. HOLDING	27.893	A. SENIOR	18.523	N. MAHON	26.655	N. MAHON	1:35.965	1:36.225	.260	
19	M. AIZUDDIN	23.038	N. MAHON	28.018	N. MAHON	18.552	K. HIGUCHI	26.773	C. HOLDING	1:36.615	1:36.892	.277	
20	C. HOLDING	23.164	P. LINKENBA	28.246	K. HIGUCHI	18.595	P. LINKENBA	26.809	P. LINKENBAG	1:36.679	1:36.795	.116	
21	A. SENIOR	23.225	K. HIGUCHI	28.261	C. HOLDING	18.670	A. SENIOR	26.823	K. HIGUCHI	1:36.954	1:37.000	.046	
22	K. HIGUCHI	23.325	A. SENIOR	28.461	P. LINKENBA	18.685	C. HOLDING	26.888	A. SENIOR	1:37.032	1:37.306	.274	
23	M. KEMP	23.760	M. KEMP	28.659	M. KEMP	18.874	M. KEMP	27.073	M. KEMP	1:38.366	1:38.470	.104	
24	M. CARR	25.043	M. CARR	30.357	M. CARR	19.887	M. CARR	28.008	M. CARR	1:43.295	1:43.604	.309	

The results are provisional until the expiration of the time limit for protests and appeals.



Chief Timekeeper - Scott Lang



Race Director - Tom Williams




**AUSTRALIAN SUPERBIKE CHAMPIONSHIP**  
**PROVISIONAL PROGRESSIVE ROUND POINTS**
**AUSTRALIAN SUPERBIKE CHAMPIONSHIP**


Pos	No	Name	Machine	Rnd 1 Pole	Rnd 1 Race 1	Total
1	1	Josh WATERS	Ducati	1	25	26
2	13	Anthony WEST	Yamaha		20	20
3	46	Mike JONES	Yamaha		18	18
4	14	Glenn ALLERTON	Ducati		17	17
5	11	Broc PEARSON	Ducati		16	16
6	27	Max STAUFFER	Yamaha		15	15
7	308	John LYTRAS	Yamaha		14	14
8	65	Cru HALLIDAY	Yamaha		13	13
9	71	Tom EDWARDS	Yamaha		12	12
10	20	Jonathan NAHLOUS	Yamaha		11	11
11	7	Tom TOPARIS	Yamaha		10	10
12	82	Ryan YANKO	Yamaha		9	9
13	33	Jack FAVELLE	Yamaha		8	8
14	12	Matt WALTERS	Aprilia		7	7
15	70	Mohamad AIZUDDIN	BMW		6	6
16	61	Arthur SISSIS	Yamaha		5	5
17	8	Charles HOLDING	Yamaha		4	4
18	60	Paul LINKENBAGH	Yamaha		3	3
19	77	Adam SENIOR	Yamaha		2	2
20	92	Kota HIGUCHI	Suzuki		1	1

**AUSTRALIAN SUPERBIKE CHAMPIONSHIP - MANUFACTURERS**

Pos	No	Name	Rnd 1 Pole	Rnd 1 Race 1	Total
1		Yamaha		144	144
2		Ducati	1	58	59
3		Aprilia		7	7
4		BMW		6	6
5		Suzuki		1	1



Chief Timekeeper - Scott Lang



Race Director - Tom Williams



**SW-MOTECH SUPERBIKE**

**Race 1**


Date: 22/02/25  
Event: R04  
Weather: Sunny - Temp: 29.2C  
Track: Dry - Temp: 45.5C

Started at: 12:00:47  
Laps: 11  
Starters: 25  
Posted at: 12:28 PM

**PROVISIONAL RACE INFORMATION**

Time	Description
11:49:00	Pit exit open for 3 minutes
11:52:07	Pit exit closed - Bikes on grid for media
11:58:16	WARM UP LAP STARTED
12:00:47	Event Start
12:11:36	2/3 RACE DISTANCE
12:14:27	Rider 3 (Cameron DUNKER) CRASHED TURN 6
12:17:48	Chequered Flag
12:19:37	Event Finish

The results are provisional until the expiration of the time limit for protests and appeals.

  
.....  
Chief Timekeeper - Scott Lang

  
.....  
Race Director - Tom Williams

