

**RACE & ROAD SUPERSPORT 300**
**Race 3**

Date: **23/02/25**  
Event: **R08**  
Weather: **Mostly Cloudy - Temp: 21.8C**  
Track: **Dry - Temp: 25.5C**

Started at: **09:10:46**  
Laps: **8**  
Starters: **41**  
Posted at: **11:01 AM**

**PROVISIONAL CLASSIFICATION**

Pos	No	Name	Machine	Laps	Race Time	Behind Leader	Behind Prev	Fastest Lap	On Lap
1	59	Sam DRANE (NSW) / Estenson Racing	Yamaha YZF-R3	8	14:46.363			1:48.760	4
2	39	Scott NICHOLSON (VIC) / Traction Control M-sport / G. Williams M-cycle Eng. / RST Moto / KYT / Michelin	Kawasaki Ninja	8	14:46.468	.105	.105	1:49.180	3
3	41	Hudson THOMPSON (NSW) / I & K Excavations / MotoStars / 4SR / RS&C	Yamaha YZF-R3	8	14:46.474	.111	.006	1:48.612	8
4	33	Jordy SIMPSON (SA) / YRD / Yamaha Aust. / Simpson Crash / Simpson Signs	Yamaha YZF-R3	8	14:46.495	.132	.021	1:49.076	8
5	95	Tara MORRISON (SA) / Fearless M-c / Alpinestars / Active Tree Serv. / Nightmare Designs / Morgans Cranes	Kawasaki Ninja	8	14:46.573	.210	.078	1:48.798	5
6	48	Valentino KNEZOVIC (NSW) / Motocity / Excite / Billetta Imports	Yamaha YZF-R3	8	14:46.586	.223	.013	1:49.140	3
7	5	Jake SENIOR (VIC) / Boltions / JLB Construction / Luxe Hair Lab / Boyers	Yamaha YZF-R3	8	14:46.675	.312	.089	1:48.685	4
8	42	Riley NAUTA (QLD) / Champion's Ride Days / Dunlop / Kawasaki	Kawasaki Ninja	8	14:46.754	.391	.079	1:48.116	4
9	66	Mitch SIMPSON (SA) / YRD / Yamaha Aust. / Simpson Crash / Simpson Signs	Yamaha YZF-R3	8	14:46.758	.395	.004	1:49.262	3
10	55	Jake PAIGE (QLD) / Champions Ride Days / Dunlop / Kawasaki	Kawasaki Ninja	8	14:47.004	.641	.246	1:48.806	4
11	67	Tom NICOLSON (VIC) / LS2 Helmets / Calder Auto Electrics / Ord's M-cycles Ararat / Tint NV	Kawasaki Ninja	8	14:47.072	.709	.068	1:48.724	5
12	31	Toby JAMES (VIC) / Ricondi / Race & Road	Yamaha YZF-R3	8	14:47.263	.900	.191	1:48.146	6
13	11	Nikolas LAZOS (VIC) / Stop & Seal Racing / Macbuild / Clean to You / City MX / Karora.au	Yamaha YZF-R3	8	14:47.784	1.421	.521	1:49.040	8
14	68	Ryan LARKIN (VIC) / Drysdale's Chaff / Scrivens Honda	Yamaha YZF-R3	8	14:47.816	1.453	.032	1:49.015	3
15	43	John PELGRAVE (QLD) / Marty's Moto Repairs / Fauna Solutions / MDG Bike / A&P Electrical	Yamaha YZF-R3	8	14:47.828	1.465	.012	1:48.692	8
16	60	David COWARD (TAS) / LRG / Webb Racing / Bridgestone / Spectrum / Mustard	Kawasaki Ninja	8	14:48.007	1.644	.179	1:48.973	7
17	22	Jai RUSSO (NSW) / Russo Performance / FUSport	Yamaha YZF-R3	8	14:48.477	2.114	.470	1:49.288	6
18	34	Seth DELLOW (SA) / Team BWR / Murrundi Ferry Services	Yamaha YZF-R3	8	14:53.587	7.224	5.110	1:49.019	3
19	37	Alexander CODEY (NSW) / Spartan Creative / Impact Smash Repairs / Bridgestone / Whites Racing Products	Yamaha YZF-R3	8	14:56.914	10.551	3.327	1:50.358	2
20	56	Oscar LEWIS (NSW) / MotoSchool Race Team	Yamaha YZF-R3	8	14:57.023	10.660	.109	1:50.248	8
21	32	Mitchel CARRICK (VIC) / Grinning Dingo / Shoei Helmets / Race & Road / RBT Suppliers / Axle Armor	Kawasaki Ninja	8	14:57.644	11.281	.621	1:48.891	5
22	222	Lincoln KNIGHT (NSW) / Astina / Knights Fencing / Ricondi Race & Road / Penrite Oil / Excite M-sports	Yamaha YZF-R3	8	15:01.773	15.410	4.129	1:50.468	8
23	23	Matthew RITTER (VIC) / GC Racing	Yamaha YZF-R3	8	15:01.812	15.449	.039	1:50.378	8
24	63	Mitchell CARTWRIGHT (NSW) / Motocity / Complete AV / FSport / Tactical Recovery / AGV / Ricondi	Yamaha YZF-R3	8	15:01.862	15.499	.050	1:50.369	8
25	323	Flynn JACOBS (SA) / Enzed Adelaide	Yamaha YZF-R3	8	15:02.169	15.806	.307	1:50.476	8

Chief Timekeeper - Scott Lang

Race Director - Tom Williams



**RACE & ROAD SUPERSPORT 300**
**Race 3**

Date: **23/02/25**  
 Event: **R08**  
 Weather: **Mostly Cloudy - Temp: 21.8C**  
 Track: **Dry - Temp: 25.5C**

Started at: **09:10:46**  
 Laps: **8**  
 Starters: **41**  
 Posted at: **11:01 AM**

**PROVISIONAL CLASSIFICATION**

Pos	No	Name	Machine	Laps	Race Time	Behind Leader	Behind Prev	Fastest Lap	On Lap
26	71	Hudson AIR (SA) / Butterfields Services (Aust) Pty Ltd	Yamaha YZF-R3	8	15:02.787	16.424	.618	1:50.673	3
27	46	William HUNT (NSW) / Project 46 / Knight Designs / AT1 Pro Race Suits / Picture Me Rollin / Loadlink	Yamaha YZF-R3	8	15:04.426	18.063	1.639	1:51.460	7
28	61	Rossi McADAM (WA) / Ma17tin Coaching / Premier Service Aust. / 61 Club / TJI Solutions / EAC Systems	Yamaha YZF-R3	7	13:19.267	22.567		1:49.278	4
29	28	Zane BECKINSALE (NSW) / MotoSchool	Yamaha YZF-R3	7	13:21.353	24.653	2.086	1:52.387	6
30	4	Ethan DELLOW (SA) / Team BWR / Murrundi Ferry Services	Yamaha YZF-R3	7	13:22.093	25.393	.740	1:52.690	6
31	36	Caiden BUNWORTH (VIC) / Core24 Health & Fitness	Kawasaki Ninja	7	13:24.904	28.204	2.811	1:52.157	7
32	85	Phoenix O'BRIEN (VIC) / MotoGo Yamaha Race Team	Yamaha YZF-R3	7	13:24.923	28.223	.019	1:52.429	6
33	98	Tianhao ZHAO (VIC) / Moto Ridenow / GB Racing / SBS	Yamaha YZF-R3	7	13:34.135	37.435	9.212	1:53.937	3
34	83	Alvin WU (QLD) / Addicted to Track	Yamaha YZF-R3	7	13:41.252	44.552	7.117	1:54.805	3
35	84	Zachary RUSSO (NSW) / Secure Building Solutions	Yamaha YZF-R3	7	13:41.275	44.575	.023	1:54.835	3
36	18	Elijah ANDREW (NSW) / MotoSchool	Yamaha YZF-R3	7	13:41.280	44.580	.005	1:55.112	7
37	6	Scott McINTOSH (VIC) / Sleekline Installations	Yamaha YZF-R3	7	14:06.784	1:10.084	25.504	1:58.375	2
38	99	Nixon FROST (VIC)	Yamaha YZF-R3	7	14:34.478	1:37.778	27.694	1:49.331	4
NC	128	Tyler KING (VIC)	Kawasaki Ninja	5	9:17.117	2 Laps		1:48.444	5
NC	78	Josh UNDERWOOD (VIC) / Metcher Motorsport / Trevs TT Tours	Yamaha YZF-R3	3	5:51.662	4 Laps		1:53.122	2
DSQ	7	Oliver SHORT (VIC) / Highside / 1Self / FUSport / Handcrafted Homes / Racelines / PROrace	Kawasaki Ninja	8	14:48.652	2.289		1:48.470	4

Fastest Lap was 1:48.116 by 42 Riley NAUTA (QLD)


\*\*\* RED FLAG AS MOST RIDERS HAD CROSSED THE FINISH LINE DUE TO THE CRASH OF #7 (O. SHORT) JUST PRIOR TO THE FINISH LINE \*\*\*

\*\*\* Rider 32 (Mitchel CARRICK (VIC)) - 10 second penalty imposed by Clerk of Course for jumped start \*\*\*

The results are provisional until the expiration of the time limit for protests and appeals.



Chief Timekeeper - Scott Lang



Race Director - Tom Williams



**RACE & ROAD SUPERSPORT 300**
**Race 3**

 Date: **23/02/25**  
 Event: **R08**  
 Weather: **Mostly Cloudy - Temp: 21.8C**  
 Track: **Dry - Temp: 25.5C**


 Started at: **09:10:46**  
 Laps: **8**  
 Starters: **41**  
 Posted at: **11:01 AM**
**PROVISIONAL LAP TIMES**

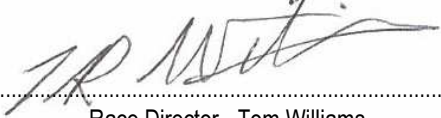
No	Name	Lap 1	Lap 2	Lap 3	Lap 4	Lap 5	Lap 6	Lap 7	Lap 8
4	Ethan DELLOW (SA)	2:03.645	1:53.237	1:52.874	1:53.682	1:52.989	<b>1:52.690</b>	1:52.976	
5	Jake SENIOR (VIC)	1:58.935	1:50.151	1:49.795	<b>1:48.685</b>	1:49.339	1:50.214	1:50.010	1:49.546
6	Scott McINTOSH (VIC)	2:08.348	<b>1:58.375</b>	1:59.787	2:00.422	2:00.455	1:59.470	1:59.927	
7	Oliver SHORT (VIC)	1:58.830	1:50.562	1:49.560	<b>1:48.470</b>	1:49.479	1:52.389	1:48.605	1:50.757
11	Nikolas LAZOS (VIC)	2:01.367	1:50.107	1:49.497	1:49.054	1:49.966	1:49.182	1:49.571	<b>1:49.040</b>
18	Elijah ANDREW (NSW)	2:04.858	1:56.285	1:56.744	1:56.809	1:56.177	1:55.295	<b>1:55.112</b>	
22	Jai RUSSO (NSW)	1:59.541	1:50.720	1:49.460	1:50.190	1:50.153	<b>1:49.288</b>	1:49.609	1:49.516
23	Matthew RITTER (VIC)	2:02.114	1:51.439	1:52.543	1:52.346	1:51.502	1:51.080	1:50.410	<b>1:50.378</b>
28	Zane BECKINSALE (NSW)	2:04.391	1:52.545	1:52.776	1:53.545	1:53.159	<b>1:52.387</b>	1:52.550	
31	Toby JAMES (VIC)	2:00.092	1:51.098	1:49.467	1:49.264	1:50.091	<b>1:48.146</b>	1:50.714	1:48.391
32	Mitchel CARRICK (VIC)	1:59.087	1:50.107	1:49.349	1:50.376	<b>1:48.891</b>	1:50.029	1:50.301	1:49.504
33	Jordy SIMPSON (SA)	1:58.318	1:49.977	1:49.161	1:49.716	1:50.224	1:49.849	1:50.174	<b>1:49.076</b>
34	Seth DELLOW (SA)	2:00.196	1:50.619	<b>1:49.019</b>	1:49.693	1:50.549	1:50.774	1:50.484	1:52.253
36	Caiden BUNWORTH (VIC)	2:05.172	1:53.009	1:53.441	1:56.029	1:52.854	1:52.242	<b>1:52.157</b>	
37	Alexander CODEY (NSW)	2:01.509	<b>1:50.358</b>	1:50.361	1:50.793	1:51.341	1:51.023	1:50.864	1:50.665
39	Scott NICHOLSON (VIC)	1:58.659	1:49.558	<b>1:49.180</b>	1:49.626	1:49.769	1:50.466	1:49.818	1:49.392
41	Hudson THOMPSON (NSW)	1:58.333	1:50.091	1:49.822	1:48.859	1:49.736	1:50.345	1:50.676	<b>1:48.612</b>
42	Riley NAUTA (QLD)	2:00.838	1:50.080	1:48.730	<b>1:48.116</b>	1:49.454	1:49.739	1:50.528	1:49.269
43	John PELGRAVE (QLD)	2:00.816	1:50.468	1:49.157	1:49.753	1:49.820	1:50.406	1:48.716	<b>1:48.692</b>
46	William HUNT (NSW)	2:02.121	1:52.370	1:51.901	1:51.665	1:51.562	1:51.491	<b>1:51.460</b>	1:51.856
48	Valentino KNEZOVIC (NSW)	1:58.299	1:50.062	<b>1:49.140</b>	1:49.572	1:49.790	1:50.281	1:50.193	1:49.249
55	Jake PAIGE (QLD)	1:58.621	1:50.006	1:49.777	<b>1:48.806</b>	1:49.969	1:50.808	1:49.722	1:49.295
56	Oscar LEWIS (NSW)	2:00.194	1:51.260	1:50.792	1:51.342	1:50.796	1:51.026	1:51.365	<b>1:50.248</b>
59	Sam DRANE (NSW)	1:58.233	1:50.300	1:50.022	<b>1:48.760</b>	1:49.998	1:49.986	1:49.401	1:49.663
60	David COWARD (TAS)	2:01.454	1:50.225	1:49.432	1:49.297	1:49.732	1:49.829	<b>1:48.973</b>	1:49.065
61	Rossi McADAM (WA)	1:59.934	1:50.308	1:50.495	<b>1:49.278</b>	2:05.344	1:51.954	1:51.954	
63	Mitchell CARTWRIGHT (NSW)	2:03.698	1:51.013	1:51.312	1:51.487	1:51.594	1:51.366	1:51.023	<b>1:50.369</b>
66	Mitch SIMPSON (SA)	1:58.259	1:50.229	<b>1:49.262</b>	1:50.796	1:49.466	1:49.386	1:49.808	1:49.552
67	Tom NICOLSON (VIC)	1:58.753	1:51.255	1:49.812	1:49.029	<b>1:48.724</b>	1:50.018	1:50.366	1:49.115
68	Ryan LARKIN (VIC)	1:58.816	1:51.377	<b>1:49.015</b>	1:49.609	1:49.221	1:50.115	1:50.640	1:49.023
71	Hudson AIR (SA)	2:03.682	1:52.250	<b>1:50.673</b>	1:51.662	1:51.059	1:51.458	1:50.991	1:51.012
78	Josh UNDERWOOD (VIC)	2:04.930	<b>1:53.122</b>	1:53.610					
83	Alvin WU (QLD)	2:06.748	1:57.051	<b>1:54.805</b>	1:56.157	1:55.553	1:55.003	1:55.935	
84	Zachary RUSSO (NSW)	2:06.702	1:57.052	<b>1:54.835</b>	1:56.263	1:55.421	1:55.266	1:55.736	
85	Phoenix O'BRIEN (VIC)	2:06.201	1:55.010	1:52.771	1:52.776	1:53.225	<b>1:52.429</b>	1:52.511	
95	Tara MORRISON (SA)	1:58.344	1:50.007	1:49.126	1:51.240	<b>1:48.798</b>	1:49.976	1:50.275	1:48.807
98	Tianhao ZHAO (VIC)	2:06.173	1:54.957	<b>1:53.937</b>	1:54.201	1:54.306	1:55.429	1:55.132	
99	Nixon FROST (VIC)	2:01.151	1:50.539	1:49.450	<b>1:49.331</b>	3:12.690	1:56.401	1:54.916	
128	Tyler KING (VIC)	1:58.860	1:50.230	1:50.638	1:48.945	<b>1:48.444</b>			
222	Lincoln KNIGHT (NSW)	2:02.891	1:51.668	1:51.570	1:51.692	1:51.293	1:51.318	1:50.873	<b>1:50.468</b>
323	Flynn JACOBS (SA)	2:02.604	1:51.942	1:52.005	1:51.817	1:51.505	1:50.883	1:50.937	<b>1:50.476</b>

\*\*\* RED FLAG AS MOST RIDERS HAD CROSSED THE FINISH LINE DUE TO THE CRASH OF #7 (O. SHORT) JUST PRIOR TO THE FINISH LINE \*\*\*

\*\*\* Rider 32 (Mitchel CARRICK (VIC)) - 10 second penalty imposed by Clerk of Course for jumped start \*\*\*

The results are provisional until the expiration of the time limit for protests and appeals.


 Chief Timekeeper - Scott Lang


 Race Director - Tom Williams


**RACE & ROAD SUPERSPORT 300**

**Race 3**

Date: 23/02/25  
Event: R08  
Weather: Mostly Cloudy - Temp: 21.8C  
Track: Dry - Temp: 25.5C

Started at: 09:10:46  
Laps: 8  
Starters: 41  
Posted at: 11:01 AM

**PROVISIONAL SECTOR TIMES**

Lap	Sector 1	Sector 2	Sector 3	Sector 4	Lap Time	Spd	Lap	Sector 1	Sector 2	Sector 3	Sector 4	Lap Time	Spd
<b>4 Ethan DELLOW (SA) (30th)</b>							4	26.354	31.954	21.002	<b>29.744</b>	1:49.054	193
1	36.917	33.490	21.967	31.271	2:03.645	160	5	26.170	32.525	21.138	30.133	1:49.966	194
2	27.497	32.927	<b>21.730</b>	31.083	1:53.237	188	6	26.373	<b>31.668</b>	<b>20.828</b>	30.313	1:49.182	194
3	27.388	32.451	21.757	31.278	1:52.874	186	7	26.121	31.689	21.081	30.680	1:49.571	193
4	27.391	32.943	21.867	31.481	1:53.682	186	8	<b>26.053</b>	31.835	20.933	30.219	<b>1:49.040</b>	191
5	27.125	32.721	21.836	31.307	1:52.989	189	<b>18 Elijah ANDREW (NSW) (36th)</b>						
6	27.385	32.767	21.775	<b>30.763</b>	<b>1:52.690</b>	186	1	37.220	34.003	22.137	31.498	2:04.858	160
7	<b>26.684</b>	33.069	22.022	31.201	1:52.976	190	2	28.050	<b>33.520</b>	22.640	32.075	1:56.285	186
8	26.796	<b>32.218</b>	21.902	31.011	1:51.927	188	3	28.372	33.907	22.072	32.393	1:56.744	182
<b>5 Jake SENIOR (VIC) (7th)</b>							4	28.088	34.147	22.378	32.196	1:56.809	183
1	34.338	32.970	21.055	30.572	1:58.935	160	5	28.626	33.776	22.181	<b>31.594</b>	1:56.177	180
2	26.681	32.410	20.964	30.096	1:50.151	199	6	27.888	33.746	<b>22.020</b>	31.641	1:55.295	186
3	26.705	32.068	20.872	30.150	1:49.795	196	7	<b>27.709</b>	33.544	22.113	31.746	<b>1:55.112</b>	187
4	26.127	32.004	<b>20.575</b>	<b>29.979</b>	<b>1:48.685</b>	203	8	28.079	33.686	22.689	35.768	2:00.222	182
5	26.243	32.043	20.904	30.149	1:49.339	204	<b>22 Jai RUSSO (NSW) (17th)</b>						
6	26.553	32.048	20.927	30.686	1:50.214	190	1	34.547	32.914	21.351	30.729	1:59.541	152
7	26.509	<b>32.003</b>	21.204	30.294	1:50.010	194	2	26.824	32.350	20.969	30.577	1:50.720	197
8	<b>26.055</b>	32.289	21.128	30.074	1:49.546	196	3	26.192	32.155	21.039	<b>30.074</b>	1:49.460	196
<b>6 Scott McINTOSH (VIC) (37th)</b>							4	26.365	32.621	20.840	30.364	1:50.190	198
1	38.521	34.235	22.597	32.995	2:08.348	153	5	26.374	32.232	21.213	30.334	1:50.153	193
2	<b>28.147</b>	<b>34.546</b>	<b>22.941</b>	32.741	<b>1:58.375</b>	177	6	<b>26.071</b>	<b>31.661</b>	<b>20.751</b>	30.805	<b>1:49.288</b>	196
3	28.394	34.971	23.306	33.116	1:59.787	173	7	26.146	31.822	20.891	30.750	1:49.609	198
4	28.806	35.242	23.157	33.217	2:00.422	169	8	26.151	32.250	20.985	30.130	1:49.516	199
5	29.076	35.311	23.163	32.905	2:00.455	168	<b>23 Matthew RITTER (VIC) (23th)</b>						
6	28.614	34.949	23.198	<b>32.709</b>	1:59.470	170	1	35.949	33.855	21.477	30.833	2:02.114	156
7	28.621	34.780	23.468	33.058	1:59.927	170	2	27.079	<b>32.264</b>	21.366	30.730	1:51.439	192
<b>7 Oliver SHORT (VIC) (DSQ)</b>							3	27.048	32.763	21.649	31.083	1:52.543	188
1	33.751	33.007	21.352	30.720	1:58.830	148	4	27.182	32.953	21.542	30.669	1:52.346	192
2	27.300	32.364	20.877	30.021	1:50.562	197	5	26.969	32.651	21.530	30.352	1:51.502	200
3	25.920	32.821	20.804	30.015	1:49.560	208	6	26.514	32.887	21.664	<b>30.015</b>	1:51.080	198
4	25.561	32.587	<b>20.518</b>	<b>29.804</b>	<b>1:48.470</b>	205	7	<b>26.260</b>	32.285	<b>21.299</b>	30.566	1:50.410	199
5	25.995	<b>32.083</b>	21.059	30.342	1:49.479	203	8	26.539	32.374	21.338	30.127	<b>1:50.378</b>	196
6	26.315	34.913	20.548	30.613	1:52.389	194	<b>28 Zane BECKINSALE (NSW) (29th)</b>						
7	<b>25.534</b>	32.242	20.760	30.069	1:48.605	203	1	37.112	33.969	21.915	31.395	2:04.391	159
8	25.833	32.199	21.155	31.570	1:50.757	206	2	27.180	32.828	<b>21.634</b>	30.903	1:52.545	191
<b>11 Nikolas LAZOS (VIC) (13th)</b>							3	<b>26.774</b>	<b>32.704</b>	21.698	31.600	1:52.776	189
1	35.483	33.906	21.421	30.557	2:01.367	158	4	27.355	32.961	21.961	31.268	1:53.545	184
2	26.377	32.147	21.053	30.530	1:50.107	195	5	27.635	32.789	21.686	31.049	1:53.159	183
3	26.131	31.983	21.074	30.309	1:49.497	194	6	26.790	32.914	21.894	30.789	<b>1:52.387</b>	188

Chief Timekeeper - Scott Lang

Race Director - Tom Williams



**RACE & ROAD SUPERSPORT 300**


**Race 3**

Date: 23/02/25  
Event: R08  
Weather: Mostly Cloudy - Temp: 21.8C  
Track: Dry - Temp: 25.5C

Started at: 09:10:46  
Laps: 8  
Starters: 41  
Posted at: 11:01 AM

**PROVISIONAL SECTOR TIMES**

Lap	Sector 1	Sector 2	Sector 3	Sector 4	Lap Time	Spd	Lap	Sector 1	Sector 2	Sector 3	Sector 4	Lap Time	Spd
7	26.804	32.969	21.951	30.826	1:52.550	186	<b>36 Caiden BUNWORTH (VIC) (31th)</b>						
8	26.803	32.774	21.757	<b>30.564</b>	1:51.898	186	1	37.420	34.516	21.823	31.413	2:05.172	162
							2	26.771	33.345	21.767	31.126	1:53.009	197
<b>31 Toby JAMES (VIC) (12th)</b>							3	<b>26.582</b>	33.495	21.637	31.727	1:53.441	194
1	34.841	32.935	21.425	30.891	2:00.092	151	4	27.103	35.725	21.802	31.399	1:56.029	183
2	26.406	32.571	21.125	30.996	1:51.098	199	5	27.127	32.854	21.690	31.183	1:52.854	184
3	25.993	32.251	21.143	30.080	1:49.467	199	6	26.855	32.912	<b>21.499</b>	30.976	1:52.242	188
4	25.914	32.330	21.079	29.941	1:49.264	199	7	26.670	<b>32.698</b>	21.942	30.847	<b>1:52.157</b>	190
5	26.131	32.865	21.093	30.002	1:50.091	196	8	26.998	33.111	21.888	<b>30.752</b>	1:52.749	185
6	25.629	<b>31.798</b>	<b>20.847</b>	<b>29.872</b>	<b>1:48.146</b>	196	<b>37 Alexander CODEY (NSW) (19th)</b>						
7	26.085	32.615	21.229	30.785	1:50.714	199	1	35.751	33.758	21.395	30.605	2:01.509	150
8	<b>25.597</b>	31.864	20.900	30.030	1:48.391	199	2	26.888	32.269	21.245	<b>29.956</b>	<b>1:50.358</b>	190
<b>32 Mitchel CARRICK (VIC) (21th)</b>							3	<b>26.547</b>	32.158	<b>21.187</b>	30.469	1:50.361	190
1	34.851	33.079	20.938	30.219	1:59.087	161	4	26.688	32.145	21.517	30.443	1:50.793	187
2	26.821	31.889	21.166	30.231	1:50.107	199	5	26.905	32.284	21.390	30.762	1:51.341	187
3	25.964	32.481	20.957	29.947	1:49.349	201	6	26.711	32.091	21.641	30.580	1:51.023	186
4	25.779	33.418	21.328	<b>29.851</b>	1:50.376	201	7	26.874	<b>32.000</b>	21.532	30.458	1:50.864	186
5	<b>25.630</b>	32.324	20.871	30.066	<b>1:48.891</b>	201	8	26.553	32.132	21.564	30.416	1:50.665	188
6	26.587	32.513	<b>20.855</b>	30.074	1:50.029	200	<b>39 Scott NICHOLSON (VIC) (2nd)</b>						
7	26.200	32.329	21.272	30.500	1:50.301	200	1	33.611	32.590	21.807	30.651	1:58.659	153
8	26.201	<b>31.884</b>	21.201	30.218	1:49.504	201	2	26.381	<b>31.790</b>	21.028	30.359	1:49.558	195
<b>33 Jordy SIMPSON (SA) (4th)</b>							3	26.313	31.951	21.013	<b>29.903</b>	<b>1:49.180</b>	189
1	33.027	32.336	21.842	31.113	1:58.318	148	4	26.020	32.168	20.996	30.442	1:49.626	193
2	26.172	31.970	21.666	30.169	1:49.977	190	5	26.090	31.900	21.163	30.616	1:49.769	191
3	26.336	32.021	<b>20.923</b>	<b>29.881</b>	1:49.161	191	6	26.870	32.343	<b>20.972</b>	30.281	1:50.466	185
4	26.061	32.224	21.111	30.320	1:49.716	194	7	26.036	32.469	21.074	30.239	1:49.818	194
5	26.924	32.314	20.926	30.060	1:50.224	192	8	<b>25.934</b>	32.098	21.332	30.028	1:49.392	195
6	26.372	31.875	20.949	30.653	1:49.849	200	<b>41 Hudson THOMPSON (NSW) (3rd)</b>						
7	25.897	32.170	21.619	30.488	1:50.174	195	1	33.390	32.079	21.613	31.251	1:58.333	146
8	<b>25.843</b>	<b>31.673</b>	21.205	30.355	<b>1:49.076</b>	200	2	26.610	32.327	21.186	29.968	1:50.091	187
<b>34 Seth DELLOW (SA) (18th)</b>							3	25.963	32.525	21.259	30.075	1:49.822	194
1	35.598	33.293	21.250	30.055	2:00.196	159	4	25.741	<b>31.394</b>	21.539	30.185	1:48.859	193
2	26.391	32.730	21.060	30.438	1:50.619	195	5	26.242	31.435	21.496	30.563	1:49.736	186
3	26.177	<b>31.902</b>	21.019	<b>29.921</b>	<b>1:49.019</b>	194	6	26.513	32.392	<b>20.950</b>	30.490	1:50.345	186
4	26.318	32.207	<b>21.018</b>	30.150	1:49.693	196	7	26.276	32.686	21.339	30.375	1:50.676	190
5	26.460	32.362	21.172	30.555	1:50.549	194	8	<b>25.463</b>	31.989	21.431	<b>29.729</b>	<b>1:48.612</b>	205
6	26.808	32.667	21.035	30.264	1:50.774	194	<b>42 Riley NAUTA (QLD) (8th)</b>						
7	<b>26.075</b>	32.250	21.405	30.754	1:50.484	195	1	35.162	34.123	21.311	30.242	2:00.838	153
8	26.713	32.817	21.755	30.968	1:52.253	189	2	26.101	32.614	20.985	30.380	1:50.080	208

  
Chief Timekeeper - Scott Lang

  
Race Director - Tom Williams



**RACE & ROAD SUPERSPORT 300**
**Race 3**

Date: **23/02/25**  
Event: **R08**  
Weather: **Mostly Cloudy - Temp: 21.8C**  
Track: **Dry - Temp: 25.5C**

Started at: **09:10:46**  
Laps: **8**  
Starters: **41**  
Posted at: **11:01 AM**

**PROVISIONAL SECTOR TIMES**

Lap	Sector 1	Sector 2	Sector 3	Sector 4	Lap Time	Spd	Lap	Sector 1	Sector 2	Sector 3	Sector 4	Lap Time	Spd
3	25.608	31.881	21.010	30.231	1:48.730	205	6	26.699	32.703	20.688	30.718	1:50.808	199
4	<b>25.539</b>	32.064	<b>20.766</b>	<b>29.747</b>	<b>1:48.116</b>	205	7	25.957	<b>31.883</b>	21.320	30.562	1:49.722	201
5	26.250	31.973	21.085	30.146	1:49.454	199	8	25.884	32.430	21.071	<b>29.910</b>	1:49.295	203
6	26.052	<b>31.713</b>	21.327	30.647	1:49.739	200	<b>56 Oscar LEWIS (NSW) (20th)</b>						
7	26.029	32.397	21.678	30.424	1:50.528	191	1	35.044	33.055	21.445	30.650	2:00.194	152
8	26.064	32.333	21.053	29.819	1:49.269	199	2	26.529	32.679	<b>21.220</b>	30.832	1:51.260	191
<b>43 John PELGRAVE (QLD) (15th)</b>							3	26.332	32.410	21.340	30.710	1:50.792	192
1	35.175	33.582	21.556	30.503	2:00.816	158	4	26.830	32.427	21.276	30.809	1:51.342	187
2	26.257	32.575	21.136	30.500	1:50.468	195	5	26.532	32.391	21.261	30.612	1:50.796	187
3	26.049	31.912	<b>20.994</b>	30.202	1:49.157	199	6	26.350	32.582	21.301	30.793	1:51.026	187
4	26.022	32.407	21.241	30.083	1:49.753	194	7	26.546	32.707	21.477	30.635	1:51.365	186
5	26.317	<b>31.679</b>	21.395	30.429	1:49.820	197	8	<b>26.314</b>	<b>32.174</b>	21.437	<b>30.323</b>	<b>1:50.248</b>	189
6	26.771	32.039	21.484	30.112	1:50.406	193	<b>59 Sam DRANE (NSW) (1st)</b>						
7	<b>25.826</b>	31.808	21.035	30.047	1:48.716	194	1	33.243	32.460	21.328	31.202	1:58.233	150
8	26.105	31.707	21.044	<b>29.836</b>	<b>1:48.692</b>	200	2	26.560	32.135	21.402	30.203	1:50.300	187
<b>46 William HUNT (NSW) (27th)</b>							3	26.397	31.973	21.062	30.590	1:50.022	195
1	36.070	33.752	21.644	30.655	2:02.121	158	4	<b>25.670</b>	32.410	<b>20.666</b>	30.014	<b>1:48.760</b>	200
2	26.866	32.949	21.540	31.015	1:52.370	193	5	26.582	32.347	21.081	<b>29.988</b>	1:49.998	198
3	27.049	<b>32.536</b>	<b>21.397</b>	30.919	1:51.901	187	6	26.413	32.385	20.723	30.465	1:49.986	199
4	26.744	32.590	21.550	30.781	1:51.665	193	7	25.924	<b>31.821</b>	21.257	30.399	1:49.401	198
5	26.803	32.807	21.504	<b>30.448</b>	1:51.562	193	8	26.057	32.083	21.112	30.411	1:49.663	189
6	26.580	32.826	21.581	30.504	1:51.491	195	<b>60 David COWARD (TAS) (16th)</b>						
7	<b>26.566</b>	32.617	21.405	30.872	<b>1:51.460</b>	199	1	35.699	34.144	21.274	30.337	2:01.454	156
8	26.700	32.610	21.659	30.887	1:51.856	192	2	26.380	32.376	21.091	30.378	1:50.225	194
<b>48 Valentino KNEZOVIC (NSW) (6th)</b>							3	26.225	32.110	21.180	29.917	1:49.432	193
1	33.838	32.456	20.868	31.137	1:58.299	156	4	26.337	32.183	21.004	<b>29.773</b>	1:49.297	195
2	26.053	31.913	21.355	30.741	1:50.062	188	5	26.357	32.267	21.176	29.932	1:49.732	193
3	26.454	31.977	20.954	<b>29.755</b>	<b>1:49.140</b>	191	6	26.333	32.639	21.002	29.855	1:49.829	193
4	26.118	32.336	<b>20.725</b>	30.393	1:49.572	193	7	<b>26.023</b>	<b>31.826</b>	<b>20.814</b>	30.310	<b>1:48.973</b>	193
5	26.127	31.895	21.542	30.226	1:49.790	191	8	26.043	31.827	20.876	30.319	1:49.065	195
6	26.703	<b>31.578</b>	21.340	30.660	1:50.281	189	<b>61 Rossi McADAM (WA) (28th)</b>						
7	26.544	32.303	20.956	30.390	1:50.193	190	1	35.490	32.681	21.106	30.657	1:59.934	158
8	<b>26.017</b>	31.781	21.414	30.037	1:49.249	193	2	26.332	32.618	<b>21.067</b>	<b>30.291</b>	1:50.308	196
<b>55 Jake PAIGE (QLD) (10th)</b>							3	26.471	32.280	21.173	30.571	1:50.495	196
1	34.589	32.440	21.309	30.283	1:58.621	150	4	<b>26.000</b>	<b>31.773</b>	21.075	30.430	<b>1:49.278</b>	196
2	26.538	32.489	21.028	29.951	1:50.006	191	5	38.773	33.868	21.739	30.964	2:05.344	191
3	26.386	32.113	20.955	30.323	1:49.777	197	6	26.757	32.612	21.561	31.024	1:51.954	184
4	<b>25.514</b>	32.600	<b>20.574</b>	30.118	<b>1:48.806</b>	202	7	26.630	32.366	21.790	31.168	1:51.954	183
5	26.046	32.116	21.579	30.228	1:49.969	197	8	26.706	32.640	21.717	30.888	1:51.951	184

Chief Timekeeper - Scott Lang

Race Director - Tom Williams



**RACE & ROAD SUPERSPORT 300**

**Race 3**

Date: 23/02/25  
Event: R08  
Weather: Mostly Cloudy - Temp: 21.8C  
Track: Dry - Temp: 25.5C

Started at: 09:10:46  
Laps: 8  
Starters: 41  
Posted at: 11:01 AM

**PROVISIONAL SECTOR TIMES**

Lap	Sector 1	Sector 2	Sector 3	Sector 4	Lap Time	Spd	Lap	Sector 1	Sector 2	Sector 3	Sector 4	Lap Time	Spd
<b>63 Mitchell CARTWRIGHT (NSW) (24th)</b>							3	26.696	32.339	<b>21.258</b>	30.380	<b>1:50.673</b>	190
1	36.463	34.310	21.874	31.051	2:03.698	161	4	26.915	32.526	21.453	30.768	1:51.662	193
2	26.974	32.404	<b>21.247</b>	<b>30.388</b>	1:51.013	192	5	26.877	32.361	21.559	30.262	1:51.059	195
3	26.959	32.266	21.352	30.735	1:51.312	194	6	26.827	32.487	21.518	30.626	1:51.458	195
4	26.981	32.262	21.375	30.869	1:51.487	188	7	27.084	<b>32.152</b>	21.548	<b>30.207</b>	1:50.991	189
5	27.105	32.421	21.415	30.653	1:51.594	187	8	<b>26.685</b>	32.240	21.568	30.519	1:51.012	196
6	26.696	32.612	21.432	30.626	1:51.366	191	<b>78 Josh UNDERWOOD (VIC) (NC)</b>						
7	26.609	32.282	21.701	30.431	1:51.023	194	1	37.704	33.562	22.179	31.485	2:04.930	160
8	<b>26.386</b>	<b>32.200</b>	21.317	30.466	<b>1:50.369</b>	195	2	26.795	33.265	<b>21.823</b>	<b>31.239</b>	<b>1:53.122</b>	194
<b>66 Mitch SIMPSON (SA) (9th)</b>							3	<b>26.753</b>	<b>33.186</b>	21.932	31.739	1:53.610	189
1	33.759	32.259	21.313	30.928	1:58.259	150	<b>83 Alvin WU (QLD) (34th)</b>						
2	26.365	32.508	21.310	30.046	1:50.229	189	1	37.551	34.106	22.633	32.458	2:06.748	156
3	26.257	31.980	<b>20.949</b>	30.076	<b>1:49.262</b>	196	2	27.776	34.853	22.346	32.076	1:57.051	189
4	<b>26.051</b>	33.584	20.993	30.168	1:50.796	194	3	<b>27.250</b>	33.799	<b>22.218</b>	<b>31.538</b>	<b>1:54.805</b>	185
5	26.238	32.236	21.051	29.941	1:49.466	189	4	27.667	34.146	22.452	31.892	1:56.157	182
6	26.254	32.214	20.988	<b>29.930</b>	1:49.386	196	5	27.641	33.637	22.545	31.730	1:55.553	183
7	26.268	32.286	21.276	29.978	1:49.808	194	6	27.264	<b>33.518</b>	22.537	31.684	1:55.003	183
8	26.223	<b>31.865</b>	21.513	29.951	1:49.552	194	7	27.951	33.535	22.606	31.843	1:55.935	181
<b>67 Tom NICOLSON (VIC) (11th)</b>							<b>84 Zachary RUSSO (NSW) (35th)</b>						
1	34.054	32.546	21.634	30.519	1:58.753	151	1	38.155	34.187	22.158	32.202	2:06.702	160
2	27.031	32.409	21.079	30.736	1:51.255	194	2	27.962	34.525	22.315	32.250	1:57.052	190
3	26.138	32.143	21.610	29.921	1:49.812	199	3	27.455	<b>33.461</b>	22.215	31.704	<b>1:54.835</b>	182
4	26.085	32.107	<b>20.892</b>	29.945	1:49.029	199	4	27.492	34.186	22.497	32.088	1:56.263	186
5	26.024	<b>31.801</b>	20.962	29.937	<b>1:48.724</b>	199	5	<b>27.404</b>	33.650	22.418	31.949	1:55.421	187
6	26.530	32.240	21.071	30.177	1:50.018	198	6	27.621	33.910	<b>22.212</b>	<b>31.523</b>	1:55.266	182
7	26.292	32.764	21.091	30.219	1:50.366	199	7	27.484	33.639	22.428	32.185	1:55.736	188
8	<b>25.918</b>	32.228	21.134	<b>29.835</b>	1:49.115	198	<b>85 Phoenix O'BRIEN (VIC) (32th)</b>						
<b>68 Ryan LARKIN (VIC) (14th)</b>							1	38.293	33.852	21.926	32.130	2:06.201	159
1	33.078	32.834	21.534	31.370	1:58.816	143	2	27.082	33.228	22.768	31.932	1:55.010	185
2	26.892	32.620	21.211	30.654	1:51.377	194	3	26.877	32.699	21.764	31.431	1:52.771	186
3	<b>25.742</b>	32.246	21.103	29.924	<b>1:49.015</b>	198	4	27.001	32.824	21.784	31.167	1:52.776	186
4	25.857	32.519	21.103	30.130	1:49.609	197	5	27.541	32.697	21.755	31.232	1:53.225	182
5	26.204	32.186	<b>21.051</b>	<b>29.780</b>	1:49.221	197	6	26.904	32.817	21.641	<b>31.067</b>	<b>1:52.429</b>	185
6	26.483	32.307	21.081	30.244	1:50.115	201	7	<b>26.745</b>	33.068	<b>21.561</b>	31.137	1:52.511	186
7	26.031	32.406	21.221	30.982	1:50.640	200	8	27.230	<b>32.440</b>	21.833	31.073	1:52.576	186
8	25.860	<b>31.897</b>	21.326	29.940	1:49.023	197	<b>95 Tara MORRISON (SA) (5th)</b>						
<b>71 Hudson AIR (SA) (26th)</b>							1	33.485	32.926	21.214	30.719	1:58.344	149
1	36.831	33.887	21.693	31.271	2:03.682	160	2	25.875	32.360	21.502	30.270	1:50.007	193
2	27.639	32.395	21.481	30.735	1:52.250	188							

*Scott Lang*  
Chief Timekeeper - Scott Lang

*Tom Williams*  
Race Director - Tom Williams



**RACE & ROAD SUPERSPORT 300**

**Race 3**

Date: **23/02/25**  
 Event: **R08**  
 Weather: **Mostly Cloudy - Temp: 21.8C**  
 Track: **Dry - Temp: 25.5C**

Started at: **09:10:46**  
 Laps: **8**  
 Starters: **41**  
 Posted at: **11:01 AM**

**PROVISIONAL SECTOR TIMES**

Lap	Sector 1	Sector 2	Sector 3	Sector 4	Lap Time	Spd	Lap	Sector 1	Sector 2	Sector 3	Sector 4	Lap Time	Spd
3	25.804	<b>31.829</b>	21.213	30.280	1:49.126	194	1	35.255	32.368	21.047	30.190	1:58.860	159
4	26.213	34.159	<b>20.761</b>	30.107	1:51.240	194	2	26.475	32.164	21.321	30.270	1:50.230	192
5	<b>25.703</b>	32.069	21.049	29.977	<b>1:48.798</b>	196	3	26.549	32.386	21.288	30.415	1:50.638	196
6	26.329	32.339	20.993	30.315	1:49.976	195	4	25.730	32.063	<b>20.789</b>	30.363	1:48.945	207
7	26.250	32.403	21.246	30.376	1:50.275	196	5	<b>25.683</b>	<b>31.784</b>	20.984	<b>29.993</b>	<b>1:48.444</b>	201
8	25.893	31.967	21.191	<b>29.756</b>	1:48.807	196							
							<b>222 Lincoln KNIGHT (NSW) (22th)</b>						
							1	36.238	33.950	21.882	30.821	2:02.891	155
							2	26.755	32.791	21.496	30.626	1:51.668	200
							3	26.718	32.465	21.501	30.886	1:51.570	191
							4	26.781	32.693	21.528	30.690	1:51.692	191
							5	26.759	32.800	21.427	<b>30.307</b>	1:51.293	195
							6	26.553	32.577	21.603	30.585	1:51.318	193
							7	26.519	32.290	<b>21.393</b>	30.671	1:50.873	192
							8	<b>26.518</b>	<b>32.129</b>	21.436	30.385	<b>1:50.468</b>	191
							<b>223 Flynn JACOBS (SA) (25th)</b>						
							1	36.454	33.595	21.634	30.921	2:02.604	158
							2	26.752	32.736	21.501	30.953	1:51.942	193
							3	27.367	32.345	21.450	30.843	1:52.005	188
							4	27.109	<b>32.172</b>	21.737	30.799	1:51.817	191
							5	26.850	32.596	21.563	30.496	1:51.505	194
							6	26.691	32.568	<b>21.243</b>	30.381	1:50.883	193
							7	26.830	32.179	21.543	30.385	1:50.937	191
							8	<b>26.413</b>	32.327	21.440	<b>30.296</b>	<b>1:50.476</b>	194
							<b>98 Tianhao ZHAO (VIC) (33th)</b>						
1	37.595	33.819	22.182	32.577	2:06.173	155							
2	27.349	33.614	22.172	31.822	1:54.957	184							
3	27.130	<b>33.048</b>	22.108	<b>31.651</b>	<b>1:53.937</b>	182							
4	<b>27.002</b>	33.408	<b>22.087</b>	31.704	1:54.201	183							
5	27.163	33.099	22.157	31.887	1:54.306	180							
6	27.194	33.592	22.349	32.294	1:55.429	181							
7	27.248	33.324	22.492	32.068	1:55.132	180							
8	27.382	33.466	22.543	32.802	1:56.193	181							
							<b>99 Nixon FROST (VIC) (38th)</b>						
1	35.352	33.769	21.462	30.568	2:01.151	158							
2	26.197	32.507	21.344	30.491	1:50.539	200							
3	<b>25.876</b>	32.368	<b>21.038</b>	30.168	1:49.450	200							
4	26.029	<b>32.025</b>	21.286	<b>29.991</b>	<b>1:49.331</b>	199							
5	1:41.643	35.671	22.744	32.632	3:12.690	200							
6	27.989	33.834	22.521	32.057	1:56.401	183							
7	27.357	33.324	22.316	31.919	1:54.916	185							
							<b>128 Tyler KING (VIC) (NC)</b>						

\*\*\* RED FLAG AS MOST RIDERS HAD CROSSED THE FINISH LINE DUE TO THE CRASH OF #7 (O. SHORT) JUST PRIOR TO THE FINISH LINE \*\*\*

\*\*\* Rider 32 (Mitchel CARRICK (VIC)) - 10 second penalty imposed by Clerk of Course for jumped start \*\*\*

The results are provisional until the expiration of the time limit for protests and appeals.

  
 Chief Timekeeper - Scott Lang

  
 Race Director - Tom Williams





**RACE & ROAD SUPERSPORT 300**

**Race 3**

Date: 23/02/25  
Event: R08  
Weather: Mostly Cloudy - Temp: 21.8C  
Track: Dry - Temp: 25.5C

Started at: 09:10:46  
Laps: 8  
Starters: 41  
Posted at: 11:01 AM

**PROVISIONAL FASTEST LAPS SEQUENCE**

Lap	Race Pos	No	Name	Machine	Fastest Lap	On Lap
1	1	59	Sam DRANE (NSW)	Yamaha YZF-R3	1:58.233	1
2	1	39	Scott NICHOLSON (VIC)	Kawasaki Ninja	1:49.558	2
3	1	39	Scott NICHOLSON (VIC)	Kawasaki Ninja	1:49.180	3
3	2	33	Jordy SIMPSON (SA)	Yamaha YZF-R3	1:49.161	3
3	3	95	Tara MORRISON (SA)	Kawasaki Ninja	1:49.126	3
3	12	68	Ryan LARKIN (VIC)	Yamaha YZF-R3	1:49.015	3
3	13	42	Riley NAUTA (QLD)	Kawasaki Ninja	1:48.730	3
4	7	7	Oliver SHORT (VIC)	Kawasaki Ninja	1:48.470	4
4	9	42	Riley NAUTA (QLD)	Kawasaki Ninja	1:48.116	4


\*\*\* RED FLAG AS MOST RIDERS HAD CROSSED THE FINISH LINE DUE TO THE CRASH OF #7 (O. SHORT) JUST PRIOR TO THE FINISH LINE \*\*\*

\*\*\* Rider 32 (Mitchel CARRICK (VIC)) - 10 second penalty imposed by Clerk of Course for jumped start \*\*\*

The results are provisional until the expiration of the time limit for protests and appeals.



Chief Timekeeper - Scott Lang



Race Director - Tom Williams



**RACE & ROAD SUPERSPORT 300**
**Race 3**

 Started at: **09:10:46**

 Laps: **8**

 Starters: **41**

 Posted at: **11:01 AM**

 Date: **23/02/25**  
 Event: **R08**  
 Weather: **Mostly Cloudy - Temp: 21.8C**  
 Track: **Dry - Temp: 25.5C**
**PROVISIONAL LAP SHEET**

No	Lap Time	Gap	No	Lap Time	Gap	No	Lap Time	Gap	No	Lap Time	Gap	No	Lap Time	Gap
<b>Lap 1</b>			78	2:04.930	6.697	323	1:51.942	6.329	11	1:49.497	3.574	67	1:49.029	1.826
59	1:58.233		36	2:05.172	6.939	222	1:51.668	6.342	60	1:49.432	3.714	32	1:50.376	1.896
66	1:58.259	.026	98	2:06.173	7.940	63	1:51.013	6.494	99	1:49.450	3.743	34	1:49.693	2.504
48	1:58.299	.066	85	2:06.201	7.968	71	1:52.250	7.715	37	1:50.361	4.831	22	1:50.190	2.888
33	1:58.318	.085	84	2:06.702	8.469	4	1:53.237	8.665	56	1:50.792	4.849	31	1:49.264	2.898
41	1:58.333	.100	83	2:06.748	8.515	28	1:52.545	8.719	63	1:51.312	8.626	61	1:49.278	2.992
95	1:58.344	.111	6	2:08.348	10.115	78	1:53.122	9.835	23	1:52.543	8.699	11	1:49.054	3.002
55	1:58.621	.388	<b>Lap 2</b>			36	1:53.009	9.964	222	1:51.570	8.732	43	1:49.753	3.171
39	1:58.659	.426	39	1:49.558		98	1:54.957	12.913	46	1:51.901	8.995	60	1:49.297	3.385
67	1:58.753	.520	33	1:49.977	.078	18	1:56.285	12.926	323	1:52.005	9.154	99	1:49.331	3.448
68	1:58.816	.583	95	1:50.007	.134	85	1:55.010	12.994	71	1:50.673	9.208	37	1:50.793	5.998
7	1:58.830	.597	48	1:50.062	.144	84	1:57.052	15.537	28	1:52.776	12.315	56	1:51.342	6.565
128	1:58.860	.627	41	1:50.091	.207	83	1:57.051	15.582	4	1:52.874	12.359	63	1:51.487	10.487
5	1:58.935	.702	66	1:50.229	.271	6	1:58.375	18.506	36	1:53.441	14.225	222	1:51.692	10.798
32	1:59.087	.854	59	1:50.300	.316	<b>Lap 3</b>			78	1:53.610	14.265	46	1:51.665	11.034
22	1:59.541	1.308	55	1:50.006	.410	39	1:49.180		85	1:52.771	16.585	71	1:51.662	11.244
61	1:59.934	1.701	5	1:50.151	.869	33	1:49.161	.059	98	1:53.937	17.670	323	1:51.817	11.345
31	2:00.092	1.859	128	1:50.230	.873	95	1:49.126	.080	18	1:56.744	20.490	23	1:52.346	11.419
56	2:00.194	1.961	32	1:50.107	.977	48	1:49.140	.104	84	1:54.835	21.192	28	1:53.545	16.234
34	2:00.196	1.963	7	1:50.562	1.175	66	1:49.262	.353	83	1:54.805	21.207	4	1:53.682	16.415
43	2:00.816	2.583	67	1:51.255	1.791	41	1:49.822	.849	6	1:59.787	29.113	85	1:52.776	19.735
42	2:00.838	2.605	68	1:51.377	1.976	55	1:49.777	1.007	<b>Lap 4</b>			36	1:56.029	20.628
99	2:01.151	2.918	61	1:50.308	2.025	32	1:49.349	1.146	39	1:49.626		98	1:54.201	22.245
11	2:01.367	3.134	22	1:50.720	2.044	59	1:50.022	1.158	48	1:49.572	.050	18	1:56.809	27.673
60	2:01.454	3.221	34	1:50.619	2.598	5	1:49.795	1.484	41	1:48.859	.082	83	1:56.157	27.738
37	2:01.509	3.276	42	1:50.080	2.701	7	1:49.560	1.555	33	1:49.716	.149	84	1:56.263	27.829
23	2:02.114	3.881	31	1:51.098	2.973	68	1:49.015	1.811	55	1:48.806	.187	6	2:00.422	39.909
46	2:02.121	3.888	43	1:50.468	3.067	42	1:48.730	2.251	59	1:48.760	.292	<b>Lap 5</b>		
323	2:02.604	4.371	56	1:51.260	3.237	22	1:49.460	2.324	7	1:48.470	.399	39	1:49.769	
222	2:02.891	4.658	11	1:50.107	3.257	128	1:50.638	2.331	5	1:48.685	.543	41	1:49.736	.049
4	2:03.645	5.412	60	1:50.225	3.462	67	1:49.812	2.423	42	1:48.116	.741	48	1:49.790	.071
71	2:03.682	5.449	99	1:50.539	3.473	34	1:49.019	2.437	66	1:50.796	1.523	7	1:49.479	.109
63	2:03.698	5.465	37	1:50.358	3.650	43	1:49.157	3.044	128	1:48.945	1.650	5	1:49.339	.113
28	2:04.391	6.158	23	1:51.439	5.336	31	1:49.467	3.260	95	1:51.240	1.694	128	1:48.444	.325
18	2:04.858	6.625	46	1:52.370	6.274	61	1:50.495	3.340	68	1:49.609	1.794	55	1:49.969	.387



Chief Timekeeper - Scott Lang



Race Director - Tom Williams



RACE & ROAD SUPERSPORT 300

Race 3

Date: 23/02/25  
Event: R08  
Weather: Mostly Cloudy - Temp: 21.8C  
Track: Dry - Temp: 25.5C

Started at: 09:10:46  
Laps: 8  
Starters: 41  
Posted at: 11:01 AM


PROVISIONAL LAP SHEET

No	Lap Time	Gap	No	Lap Time	Gap	No	Lap Time	Gap	No	Lap Time	Gap	No	Lap Time	Gap
42	1:49.454	.426	5	1:50.214	.162	6	1:59.470	59.900	85	1:52.511	28.223	46	1:51.856	18.063
59	1:49.998	.521	48	1:50.281	.187	99	1:56.401	1:32.605	98	1:55.132	37.435			
33	1:50.224	.604	41	1:50.345	.229				83	1:55.935	44.552			
95	1:48.798	.723	33	1:49.849	.288	Lap 7			84	1:55.736	44.575			
67	1:48.724	.781	39	1:50.466	.301	59	1:49.401		18	1:55.112	44.580			
32	1:48.891	1.018	59	1:49.986	.342	39	1:49.818	.376	6	1:59.927	1:10.084			
66	1:49.466	1.220	66	1:49.386	.441	5	1:50.010	.429	99	1:54.916	1:37.778			
68	1:49.221	1.246	95	1:49.976	.534	66	1:49.808	.506	Lap 8					
11	1:49.966	3.199	67	1:50.018	.634	48	1:50.193	.637	59	1:49.663				
31	1:50.091	3.220	32	1:50.029	.882	33	1:50.174	.719	39	1:49.392	.105			
43	1:49.820	3.222	55	1:50.808	1.030	42	1:50.528	.785	41	1:48.612	.111			
22	1:50.153	3.272	68	1:50.115	1.196	55	1:49.722	1.009	33	1:49.076	.132			
34	1:50.549	3.284	31	1:48.146	1.201	95	1:50.275	1.066	95	1:48.807	.210			
60	1:49.732	3.348	11	1:49.182	2.216	41	1:50.676	1.162	48	1:49.249	.223			
37	1:51.341	7.570	7	1:52.389	2.333	7	1:48.605	1.195	5	1:49.546	.312			
56	1:50.796	7.592	22	1:49.288	2.395	67	1:50.366	1.257	42	1:49.269	.391			
63	1:51.594	12.312	60	1:49.829	3.012	32	1:50.301	1.440	66	1:49.552	.395			
222	1:51.293	12.322	43	1:50.406	3.463	11	1:49.571	2.044	55	1:49.295	.641			
71	1:51.059	12.534	34	1:50.774	3.893	68	1:50.640	2.093	67	1:49.115	.709			
46	1:51.562	12.827	37	1:51.023	8.428	31	1:50.714	2.172	31	1:48.391	.900			
323	1:51.505	13.081	56	1:51.026	8.453	60	1:48.973	2.242	32	1:49.504	1.281			
23	1:51.502	13.152	222	1:51.318	13.475	22	1:49.609	2.261	11	1:49.040	1.421			
61	2:05.344	18.567	63	1:51.366	13.513	43	1:48.716	2.436	68	1:49.023	1.453			
28	1:53.159	19.624	323	1:50.883	13.799	34	1:50.484	4.634	43	1:48.692	1.465			
4	1:52.989	19.635	71	1:51.458	13.827	37	1:50.864	9.549	60	1:49.065	1.644			
85	1:53.225	23.191	23	1:51.080	14.067	56	1:51.365	10.075	22	1:49.516	2.114			
36	1:52.854	23.713	46	1:51.491	14.153	222	1:50.873	14.605	7	1:50.757	2.289			
98	1:54.306	26.782	61	1:51.954	20.356	23	1:50.410	14.734	34	1:52.253	7.224			
84	1:55.421	33.481	28	1:52.387	21.846	63	1:51.023	14.793	37	1:50.665	10.551			
83	1:55.553	33.522	4	1:52.690	22.160	323	1:50.937	14.993	56	1:50.248	10.660			
18	1:56.177	34.081	85	1:52.429	25.455	71	1:50.991	15.075	222	1:50.468	15.410			
6	2:00.455	50.595	36	1:52.242	25.790	46	1:51.460	15.870	23	1:50.378	15.449			
99	3:12.690	1:26.369	98	1:55.429	32.046	61	1:51.954	22.567	63	1:50.369	15.499			
			83	1:55.003	38.360	28	1:52.550	24.653	323	1:50.476	15.806			
			84	1:55.266	38.582	4	1:52.976	25.393	71	1:51.012	16.424			
			18	1:55.295	39.211	36	1:52.157	28.204						
Lap 6														
42	1:49.739													

\*\*\* RED FLAG AS MOST RIDERS HAD CROSSED THE FINISH LINE DUE TO THE CRASH OF #7 (O. SHORT) JUST PRIOR TO THE FINISH LINE \*\*\*

\*\*\* Rider 32 (Mitchel CARRICK (VIC)) - 10 second penalty imposed by Clerk of Course for jumped start \*\*\*

The results are provisional until the expiration of the time limit for protests and appeals.



Chief Timekeeper - Scott Lang



Race Director - Tom Williams



RACE & ROAD SUPERSPORT 300

Race 3

Date: 23/02/25  
Event: R08  
Weather: Mostly Cloudy - Temp: 21.8C  
Track: Dry - Temp: 25.5C

Started at: 09:10:46  
Laps: 8  
Starters: 41  
Posted at: 11:01 AM

PROVISIONAL BEST SECTOR TIMES

Pos	Sector 1		Sector 2		Sector 3		Sector 4		Lap		Ideal	Fastest	Diff
	Name	Time	Name	Time	Name	Time	Name	Time	Name	Time			
1	H. THOMPSON	25.463	H. THOMPSON	31.394	O. SHORT	20.518	H. THOMPSON	29.729	H. THOMPSON	29.729	1:47.536	1:48.612	1.076
2	J. PAIGE	25.514	V. KNEZOVIC	31.578	J. PAIGE	20.574	N. LAZOS	29.744	R. NAUTA	29.744	1:47.765	1:48.116	.351
3	O. SHORT	25.534	J. RUSSO	31.661	J. SENIOR	20.575	R. NAUTA	29.747	J. PAIGE	29.747	1:47.881	1:48.806	.925
4	R. NAUTA	25.539	N. LAZOS	31.668	S. DRANE	20.666	V. KNEZOVIC	29.755	O. SHORT	29.755	1:47.939	1:48.470	.531
5	T. JAMES	25.597	J. SIMPSON	31.673	V. KNEZOVIC	20.725	T. MORRISON	29.756	T. MORRISON	29.756	1:48.049	1:48.798	.749
6	M. CARRICK	25.630	J. PELGRAVE	31.679	J. RUSSO	20.751	D. COWARD	29.773	V. KNEZOVIC	29.773	1:48.075	1:49.140	1.065
7	S. DRANE	25.670	R. NAUTA	31.713	T. MORRISON	20.761	R. LARKIN	29.780	T. JAMES	29.780	1:48.114	1:48.146	.032
8	T. KING	25.683	R. McADAM	31.773	R. NAUTA	20.766	O. SHORT	29.804	S. DRANE	29.804	1:48.145	1:48.760	.615
9	T. MORRISON	25.703	T. KING	31.784	T. KING	20.789	T. NICOLSON	29.835	M. CARRICK	29.835	1:48.220	1:48.891	.671
10	R. LARKIN	25.742	S. NICHOLSON	31.790	D. COWARD	20.814	J. PELGRAVE	29.836	T. KING	29.836	1:48.249	1:48.444	.195
11	J. PELGRAVE	25.826	T. JAMES	31.798	N. LAZOS	20.828	M. CARRICK	29.851	N. LAZOS	29.851	1:48.293	1:49.040	.747
12	J. SIMPSON	25.843	T. NICOLSON	31.801	T. JAMES	20.847	T. JAMES	29.872	J. SIMPSON	29.872	1:48.320	1:49.076	.756
13	N. FROST	25.876	S. DRANE	31.821	M. CARRICK	20.855	J. SIMPSON	29.881	J. PELGRAVE	29.881	1:48.335	1:48.692	.357
14	T. NICOLSON	25.918	D. COWARD	31.826	T. NICOLSON	20.892	S. NICHOLSON	29.903	D. COWARD	29.903	1:48.436	1:48.973	.537
15	S. NICHOLSON	25.934	T. MORRISON	31.829	J. SIMPSON	20.923	J. PAIGE	29.910	T. NICOLSON	29.910	1:48.446	1:48.724	.278
16	R. McADAM	26.000	M. SIMPSON	31.865	M. SIMPSON	20.949	S. DELLOW	29.921	R. LARKIN	29.921	1:48.470	1:49.015	.545
17	V. KNEZOVIC	26.017	J. PAIGE	31.883	H. THOMPSON	20.950	M. SIMPSON	29.930	J. RUSSO	29.930	1:48.557	1:49.288	.731
18	D. COWARD	26.023	M. CARRICK	31.884	S. NICHOLSON	20.972	A. CODEY	29.956	S. NICHOLSON	29.956	1:48.599	1:49.180	.581
19	M. SIMPSON	26.051	R. LARKIN	31.897	J. PELGRAVE	20.994	J. SENIOR	29.979	J. SENIOR	29.979	1:48.612	1:48.685	.073
20	N. LAZOS	26.053	S. DELLOW	31.902	S. DELLOW	21.018	S. DRANE	29.988	M. SIMPSON	29.988	1:48.795	1:49.262	.467
21	J. SENIOR	26.055	A. CODEY	32.000	N. FROST	21.038	N. FROST	29.991	S. DELLOW	29.991	1:48.916	1:49.019	.103
22	J. RUSSO	26.071	J. SENIOR	32.003	R. LARKIN	21.051	T. KING	29.993	N. FROST	29.993	1:48.930	1:49.331	.401
23	S. DELLOW	26.075	N. FROST	32.025	R. McADAM	21.067	M. RITTER	30.015	R. McADAM	30.015	1:49.131	1:49.278	.147
24	M. RITTER	26.260	O. SHORT	32.083	A. CODEY	21.187	J. RUSSO	30.074	A. CODEY	30.074	1:49.690	1:50.358	.668
25	O. LEWIS	26.314	L. KNIGHT	32.129	O. LEWIS	21.220	H. AIR	30.207	M. RITTER	30.207	1:49.838	1:50.378	.540
26	M. CARTWRIG	26.386	H. AIR	32.152	F. JACOBS	21.243	R. McADAM	30.291	O. LEWIS	30.291	1:50.031	1:50.248	.217
27	F. JACOBS	26.413	F. JACOBS	32.172	M. CARTWRIG	21.247	F. JACOBS	30.296	F. JACOBS	30.296	1:50.124	1:50.476	.352
28	L. KNIGHT	26.518	O. LEWIS	32.174	H. AIR	21.258	L. KNIGHT	30.307	M. CARTWRIG	30.307	1:50.221	1:50.369	.148
29	A. CODEY	26.547	M. CARTWRIG	32.200	M. RITTER	21.299	O. LEWIS	30.323	H. AIR	30.323	1:50.302	1:50.673	.371
30	W. HUNT	26.566	E. DELLOW	32.218	L. KNIGHT	21.393	M. CARTWRIG	30.388	L. KNIGHT	30.388	1:50.347	1:50.468	.121
31	C. BUNWORTH	26.582	M. RITTER	32.264	W. HUNT	21.397	W. HUNT	30.448	W. HUNT	30.448	1:50.947	1:51.460	.513
32	E. DELLOW	26.684	P. O'BRIEN	32.440	C. BUNWORTH	21.499	Z. BECKINSAL	30.564	E. DELLOW	30.564	1:51.395	1:52.690	1.295
33	H. AIR	26.685	W. HUNT	32.536	P. O'BRIEN	21.561	C. BUNWORTH	30.752	C. BUNWORTH	30.752	1:51.531	1:52.157	.626
34	P. O'BRIEN	26.745	C. BUNWORTH	32.698	Z. BECKINSAL	21.634	E. DELLOW	30.763	Z. BECKINSALE	30.763	1:51.676	1:52.387	.711
35	J. UNDERWOOD	26.753	Z. BECKINSAL	32.704	E. DELLOW	21.730	P. O'BRIEN	31.067	P. O'BRIEN	31.067	1:51.813	1:52.429	.616
36	Z. BECKINSAL	26.774	T. ZHAO	33.048	J. UNDERWOOD	21.823	J. UNDERWOOD	31.239	J. UNDERWOOD	31.239	1:53.001	1:53.122	.121
37	T. ZHAO	27.002	J. UNDERWOOD	33.186	E. ANDREW	22.020	Z. RUSSO	31.523	T. ZHAO	31.523	1:53.788	1:53.937	.149
38	A. WU	27.250	Z. RUSSO	33.461	T. ZHAO	22.087	A. WU	31.538	A. WU	31.538	1:54.524	1:54.805	.281
39	Z. RUSSO	27.404	A. WU	33.518	Z. RUSSO	22.212	E. ANDREW	31.594	Z. RUSSO	31.594	1:54.600	1:54.835	.235
40	E. ANDREW	27.709	E. ANDREW	33.520	A. WU	22.218	T. ZHAO	31.651	E. ANDREW	31.651	1:54.843	1:55.112	.269
41	S. McINTOSH	28.147	S. McINTOSH	34.546	S. McINTOSH	22.941	S. McINTOSH	32.709	S. McINTOSH	32.709	1:58.343	1:58.375	.032

\*\*\* RED FLAG AS MOST RIDERS HAD CROSSED THE FINISH LINE DUE TO THE CRASH OF #7 (O. SHORT) JUST PRIOR TO THE FINISH LINE \*\*\*

\*\*\* Rider 32 (Mitchel CARRICK (VIC)) - 10 second penalty imposed by Clerk of Course for jumped start \*\*\*

The results are provisional until the expiration of the time limit for protests and appeals.

Chief Timekeeper - Scott Lang

Race Director - Tom Williams



AUSTRALIAN SUPERSPORT 300 CHAMPIONSHIP  
PROVISIONAL ROUND POINTS

AUSTRALIAN SUPERSPORT 300 CHAMPIONSHIP

Pos	No	Name	Machine	Rnd 1 Pole	Rnd 1 Race 1	Rnd 1 Race 2	Rnd 1 Race 3	Total
1	33	Jordy SIMPSON	Yamaha		20	25	17	62
2	39	Scott NICHOLSON	Kawasaki		18	18	20	56
3	95	Tara MORRISON	Kawasaki		25	15	16	56
4	41	Hudson THOMPSON	Yamaha		15	20	18	53
5	59	Sam DRANE	Yamaha		13	13	25	51
6	48	Valentino KNEZOVIC	Yamaha		10	17	15	42
7	5	Jake SENIOR	Yamaha		16	7	14	37
8	66	Mitch SIMPSON	Yamaha		12	12	12	36
9	7	Oliver SHORT	Kawasaki		17	16		33
10	55	Jake PAIGE	Kawasaki		11	10	11	32
11	67	Tom NICOLSON	Kawasaki		14	8	10	32
12	68	Ryan LARKIN	Yamaha	1	8	11	7	27
13	42	Riley NAUTA	Kawasaki			9	13	22
14	22	Jai RUSSO	Yamaha		9	4	4	17
15	128	Tyler KING	Kawasaki		3	14		17
16	11	Nikolas LAZOS	Yamaha		2	5	8	15
17	60	David COWARD	Kawasaki		7	3	5	15
18	99	Nixon FROST	Yamaha		5	6		11
19	31	Toby JAMES	Yamaha		1		9	10
20	43	John PELGRAVE	Yamaha		4		6	10
21	34	Seth DELLOW	Yamaha		6		3	9
22	37	Alexander CODEY	Yamaha				2	2
23	32	Mitchel CARRICK	Kawasaki			2		2
24	56	Oscar LEWIS	Yamaha				1	1
25	61	Rossi McADAM	Yamaha			1		1



Chief Timekeeper - Scott Lang



Race Director - Tom Williams




**AUSTRALIAN SUPERSPORT 300 CHAMPIONSHIP  
 PROVISIONAL PROGRESSIVE CHAMPIONSHIP POINTS**
**AUSTRALIAN SUPERSPORT 300 CHAMPIONSHIP**

Pos	No	Name	Machine	Rnd 1 Pole	Rnd 1 Race 1	Rnd 1 Race 2	Rnd 1 Race 3	Total
1	33	Jordy SIMPSON	Yamaha		20	25	17	62
2	95	Tara MORRISON	Kawasaki		25	15	16	56
3	39	Scott NICHOLSON	Kawasaki		18	18	20	56
4	41	Hudson THOMPSON	Yamaha		15	20	18	53
5	59	Sam DRANE	Yamaha		13	13	25	51
6	48	Valentino KNEZOVIC	Yamaha		10	17	15	42
7	5	Jake SENIOR	Yamaha		16	7	14	37
8	66	Mitch SIMPSON	Yamaha		12	12	12	36
9	7	Oliver SHORT	Kawasaki		17	16		33
10	67	Tom NICOLSON	Kawasaki		14	8	10	32
11	55	Jake PAIGE	Kawasaki		11	10	11	32
12	68	Ryan LARKIN	Yamaha	1	8	11	7	27
13	42	Riley NAUTA	Kawasaki			9	13	22
14	128	Tyler KING	Kawasaki		3	14		17
15	22	Jai RUSSO	Yamaha		9	4	4	17
16	11	Nikolas LAZOS	Yamaha		2	5	8	15
17	60	David COWARD	Kawasaki		7	3	5	15
18	99	Nixon FROST	Yamaha		5	6		11
19	31	Toby JAMES	Yamaha		1		9	10
20	43	John PELGRAVE	Yamaha		4		6	10
21	34	Seth DELLOW	Yamaha		6		3	9
22	32	Mitchel CARRICK	Kawasaki			2		2
23	37	Alexander CODEY	Yamaha				2	2
24	56	Oscar LEWIS	Yamaha				1	1
25	61	Rossi McADAM	Yamaha			1		1



Chief Timekeeper - Scott Lang



Race Director - Tom Williams



RACE & ROAD SUPERSPORT 300

Race 3

Date: 23/02/25  
Event: R08  
Weather: Mostly Cloudy - Temp: 21.8C  
Track: Dry - Temp: 25.5C

Started at: 09:10:46  
Laps: 8  
Starters: 41  
Posted at: 11:01 AM


PROVISIONAL RACE INFORMATION

Time	Description
09:05:03	SIGHTING LAP STARTED
09:07:49	WARM UP LAP STARTED
09:10:46	Event Start
09:13:00	RACE DIRECTION: START UNDER INVESTIGATION
09:16:38	Rider 32 (Mitchel CARRICK) JUMP START PENALTY
09:17:56	Rider 78 (Josh UNDERWOOD) CRASHED TURN 4 - RIDER UP
09:19:06	Rider 99 (Nixon FROST) CRASHED TURN 1 - RIDER UP
09:19:07	RACE DIRECTION: INCIDENT AT TURN 4 UNDER INVESTIGATION
09:19:30	Rider 99 (Nixon FROST) CRASHED TURN 1 - RIDER UP
09:20:02	2/3 RACE DISTANCE
09:21:10	Rider 128 (Tyler KING) CRASHED TURN 4 - RIDER UP
09:22:19	RACE DIRECTION: SECOND INCIDENT AT TURN 4 UNDER INVESTIGATION
09:24:01	RACE DIRECTION: INCIDENT AT TURN 1 UNDER INVESTIGATION
09:25:33	Chequered Flag
09:25:39	RACE DIRECTION: ALL INCIDENTS UNDER INVESTIGATION - POST RACE
09:25:57	Red Flag - crash prior to finish line (#7 - O. SHORT)
09:28:48	Event Finish
10:59:00	Race direction: No further action from incidents at turn 4 and turn 1


\*\*\* RED FLAG AS MOST RIDERS HAD CROSSED THE FINISH LINE DUE TO THE CRASH OF #7 (O. SHORT) JUST PRIOR TO THE FINISH LINE \*\*\*

\*\*\* Rider 32 (Mitchel CARRICK (VIC)) - 10 second penalty imposed by Clerk of Course for jumped start \*\*\*

The results are provisional until the expiration of the time limit for protests and appeals.



Chief Timekeeper - Scott Lang



Race Director - Tom Williams

