

RACE & ROAD SUPERSPORT 300

Race 3

Date: 23/02/25  
Event: R08  
Weather: Mostly Cloudy - Temp: 21.8C  
Track: Dry - Temp: 25.5C


Started at: 09:10:46  
Laps: 8  
Starters: 41  
Posted at: 11:01 AM

PROVISIONAL LAP SHEET


No	Lap Time	Gap	No	Lap Time	Gap	No	Lap Time	Gap	No	Lap Time	Gap	No	Lap Time	Gap
<b>Lap 1</b>			78	2:04.930	6.697	323	1:51.942	6.329	11	1:49.497	3.574	67	1:49.029	1.826
59	1:58.233		36	2:05.172	6.939	222	1:51.668	6.342	60	1:49.432	3.714	32	1:50.376	1.896
66	1:58.259	.026	98	2:06.173	7.940	63	1:51.013	6.494	99	1:49.450	3.743	34	1:49.693	2.504
48	1:58.299	.066	85	2:06.201	7.968	71	1:52.250	7.715	37	1:50.361	4.831	22	1:50.190	2.888
33	1:58.318	.085	84	2:06.702	8.469	4	1:53.237	8.665	56	1:50.792	4.849	31	1:49.264	2.898
41	1:58.333	.100	83	2:06.748	8.515	28	1:52.545	8.719	63	1:51.312	8.626	61	1:49.278	2.992
95	1:58.344	.111	6	2:08.348	10.115	78	1:53.122	9.835	23	1:52.543	8.699	11	1:49.054	3.002
55	1:58.621	.388	<b>Lap 2</b>			36	1:53.009	9.964	222	1:51.570	8.732	43	1:49.753	3.171
39	1:58.659	.426	39	1:49.558		98	1:54.957	12.913	46	1:51.901	8.995	60	1:49.297	3.385
67	1:58.753	.520	33	1:49.977	.078	18	1:56.285	12.926	323	1:52.005	9.154	99	1:49.331	3.448
68	1:58.816	.583	95	1:50.007	.134	85	1:55.010	12.994	71	1:50.673	9.208	37	1:50.793	5.998
7	1:58.830	.597	48	1:50.062	.144	84	1:57.052	15.537	28	1:52.776	12.315	56	1:51.342	6.565
128	1:58.860	.627	41	1:50.091	.207	83	1:57.051	15.582	4	1:52.874	12.359	63	1:51.487	10.487
5	1:58.935	.702	66	1:50.229	.271	6	1:58.375	18.506	36	1:53.441	14.225	222	1:51.692	10.798
32	1:59.087	.854	59	1:50.300	.316	<b>Lap 3</b>			78	1:53.610	14.265	46	1:51.665	11.034
22	1:59.541	1.308	55	1:50.006	.410	39	1:49.180		85	1:52.771	16.585	71	1:51.662	11.244
61	1:59.934	1.701	5	1:50.151	.869	33	1:49.161	.059	98	1:53.937	17.670	323	1:51.817	11.345
31	2:00.092	1.859	128	1:50.230	.873	95	1:49.126	.080	18	1:56.744	20.490	23	1:52.346	11.419
56	2:00.194	1.961	32	1:50.107	.977	48	1:49.140	.104	84	1:54.835	21.192	28	1:53.545	16.234
34	2:00.196	1.963	7	1:50.562	1.175	48	1:49.140	.104	83	1:54.805	21.207	4	1:53.682	16.415
43	2:00.816	2.583	67	1:51.255	1.791	66	1:49.262	.353	6	1:59.787	29.113	85	1:52.776	19.735
42	2:00.838	2.605	68	1:51.377	1.976	41	1:49.822	.849	<b>Lap 4</b>			36	1:56.029	20.628
99	2:01.151	2.918	61	1:50.308	2.025	55	1:49.777	1.007	39	1:49.626		98	1:54.201	22.245
11	2:01.367	3.134	22	1:50.720	2.044	32	1:49.349	1.146	48	1:49.572	.050	18	1:56.809	27.673
60	2:01.454	3.221	34	1:50.619	2.598	59	1:50.022	1.158	41	1:48.859	.082	83	1:56.157	27.738
37	2:01.509	3.276	42	1:50.080	2.701	5	1:49.795	1.484	33	1:49.716	.149	84	1:56.263	27.829
23	2:02.114	3.881	31	1:51.098	2.973	7	1:49.560	1.555	55	1:48.806	.187	6	2:00.422	39.909
46	2:02.121	3.888	43	1:50.468	3.067	68	1:49.015	1.811	59	1:48.760	.292	<b>Lap 5</b>		
323	2:02.604	4.371	56	1:51.260	3.237	42	1:48.730	2.251	7	1:48.470	.399	39	1:49.769	
222	2:02.891	4.658	11	1:50.107	3.257	22	1:49.460	2.324	5	1:48.685	.543	41	1:49.736	.049
4	2:03.645	5.412	60	1:50.225	3.462	128	1:50.638	2.331	42	1:48.116	.741	48	1:49.790	.071
71	2:03.682	5.449	99	1:50.539	3.473	67	1:49.812	2.423	66	1:50.796	1.523	7	1:49.479	.109
63	2:03.698	5.465	37	1:50.358	3.650	34	1:49.019	2.437	128	1:48.945	1.650	5	1:49.339	.113
28	2:04.391	6.158	23	1:51.439	5.336	43	1:49.157	3.044	95	1:51.240	1.694	128	1:48.444	.325
18	2:04.858	6.625	46	1:52.370	6.274	31	1:49.467	3.260	68	1:49.609	1.794	55	1:49.969	.387



Chief Timekeeper - Scott Lang



Race Director - Tom Williams



RACE & ROAD SUPERSPORT 300

Race 3

Started at: 09:10:46

Laps: 8

Starters: 41

Posted at: 11:01 AM

Date: 23/02/25  
Event: R08  
Weather: Mostly Cloudy - Temp: 21.8C  
Track: Dry - Temp: 25.5C


PROVISIONAL LAP SHEET

No	Lap Time	Gap	No	Lap Time	Gap	No	Lap Time	Gap	No	Lap Time	Gap	No	Lap Time	Gap
42	1:49.454	.426	5	1:50.214	.162	6	1:59.470	59.900	85	1:52.511	28.223	46	1:51.856	18.063
59	1:49.998	.521	48	1:50.281	.187	99	1:56.401	1:32.605	98	1:55.132	37.435			
33	1:50.224	.604	41	1:50.345	.229				83	1:55.935	44.552			
95	1:48.798	.723	33	1:49.849	.288	Lap 7			84	1:55.736	44.575			
67	1:48.724	.781	39	1:50.466	.301	59	1:49.401		18	1:55.112	44.580			
32	1:48.891	1.018	59	1:49.986	.342	39	1:49.818	.376	6	1:59.927	1:10.084			
66	1:49.466	1.220	66	1:49.386	.441	5	1:50.010	.429	99	1:54.916	1:37.778			
68	1:49.221	1.246	95	1:49.976	.534	66	1:49.808	.506	Lap 8					
11	1:49.966	3.199	67	1:50.018	.634	48	1:50.193	.637	59	1:49.663				
31	1:50.091	3.220	32	1:50.029	.882	33	1:50.174	.719	39	1:49.392	.105			
43	1:49.820	3.222	55	1:50.808	1.030	42	1:50.528	.785	41	1:48.612	.111			
22	1:50.153	3.272	68	1:50.115	1.196	55	1:49.722	1.009	33	1:49.076	.132			
34	1:50.549	3.284	31	1:48.146	1.201	95	1:50.275	1.066	95	1:48.807	.210			
60	1:49.732	3.348	11	1:49.182	2.216	41	1:50.676	1.162	48	1:49.249	.223			
37	1:51.341	7.570	7	1:52.389	2.333	7	1:48.605	1.195	5	1:49.546	.312			
56	1:50.796	7.592	22	1:49.288	2.395	67	1:50.366	1.257	42	1:49.269	.391			
63	1:51.594	12.312	60	1:49.829	3.012	32	1:50.301	1.440	66	1:49.552	.395			
222	1:51.293	12.322	43	1:50.406	3.463	11	1:49.571	2.044	55	1:49.295	.641			
71	1:51.059	12.534	34	1:50.774	3.893	68	1:50.640	2.093	67	1:49.115	.709			
46	1:51.562	12.827	37	1:51.023	8.428	31	1:50.714	2.172	31	1:48.391	.900			
323	1:51.505	13.081	56	1:51.026	8.453	60	1:48.973	2.242	32	1:49.504	1.281			
23	1:51.502	13.152	222	1:51.318	13.475	22	1:49.609	2.261	11	1:49.040	1.421			
61	2:05.344	18.567	63	1:51.366	13.513	43	1:48.716	2.436	68	1:49.023	1.453			
28	1:53.159	19.624	323	1:50.883	13.799	34	1:50.484	4.634	43	1:48.692	1.465			
4	1:52.989	19.635	71	1:51.458	13.827	37	1:50.864	9.549	60	1:49.065	1.644			
85	1:53.225	23.191	23	1:51.080	14.067	56	1:51.365	10.075	22	1:49.516	2.114			
36	1:52.854	23.713	46	1:51.491	14.153	222	1:50.873	14.605	7	1:50.757	2.289			
98	1:54.306	26.782	61	1:51.954	20.356	23	1:50.410	14.734	34	1:52.253	7.224			
84	1:55.421	33.481	28	1:52.387	21.846	63	1:51.023	14.793	37	1:50.665	10.551			
83	1:55.553	33.522	4	1:52.690	22.160	323	1:50.937	14.993	56	1:50.248	10.660			
18	1:56.177	34.081	85	1:52.429	25.455	71	1:50.991	15.075	222	1:50.468	15.410			
6	2:00.455	50.595	36	1:52.242	25.790	46	1:51.460	15.870	23	1:50.378	15.449			
99	3:12.690	1:26.369	98	1:55.429	32.046	61	1:51.954	22.567	63	1:50.369	15.499			
			83	1:55.003	38.360	28	1:52.550	24.653	323	1:50.476	15.806			
			84	1:55.266	38.582	4	1:52.976	25.393	71	1:51.012	16.424			
			18	1:55.295	39.211	36	1:52.157	28.204						
Lap 6														
42	1:49.739													

\*\*\* RED FLAG AS MOST RIDERS HAD CROSSED THE FINISH LINE DUE TO THE CRASH OF #7 (O. SHORT) JUST PRIOR TO THE FINISH LINE \*\*\*

\*\*\* Rider 32 (Mitchel CARRICK (VIC)) - 10 second penalty imposed by Clerk of Course for jumped start \*\*\*

The results are provisional until the expiration of the time limit for protests and appeals.



Chief Timekeeper - Scott Lang



Race Director - Tom Williams

