

SW-MOTECH SUPERBIKE
Race 2

 Date: **23/02/25**
 Event: **R09**
 Weather: **Partly Cloudy - Temp: 26.5C**
 Track: **Dry - Temp: 36.0C**


 Started at: **09:46:41**
 Laps: **11**
 Starters: **25**
 Posted at: **10:09 AM**
PROVISIONAL CLASSIFICATION

Pos	No	Name	Machine	Laps	Race Time	Behind Leader	Behind Prev	Fastest Lap	On Lap
1	1	Josh WATERS (VIC) / McMartin Racing	Ducati V4R	11	16:57.976			1:31.318	4
2	46	Mike JONES (QLD) / Yamaha Racing Team / Shop Yamaha / Yamalube / Pirelli	Yamaha YZF-R1	11	17:00.637	2.661	2.661	1:31.538	3
3	13	Anthony WEST (QLD) / Addicted to Track	Yamaha YZF-R1	11	17:00.701	2.725	.064	1:31.409	3
4	11	Broc PEARSON (QLD) / DesmoSport Ducati	Ducati V4R	11	17:06.734	8.758	6.033	1:32.328	6
5	3	Cameron DUNKER (NSW) / MotoGo Yamaha Race Team / GYTR / YRD / Alpinestars / KYT Helmets / Yamaha	Yamaha YZF-R1	11	17:06.839	8.863	.105	1:32.293	3
6	14	Glenn ALLERTON (NSW) / Superbike Advocates Racing	Ducati V4R	11	17:07.695	9.719	.856	1:32.191	2
7	27	Max STAUFFER (NSW) / Yamaha Racing Team / Shop Yamaha / Yamalube / Pirelli	Yamaha YZF-R1	11	17:09.107	11.131	1.412	1:32.323	2
8	65	Cru HALLIDAY (NSW) / Stop & Seal Racing	Yamaha YZF-R1	11	17:12.322	14.346	3.215	1:32.764	4
9	20	Jonathan NAHLOUS (NSW) / Complete AV / Alpinestars / Yamaha YRD / Anderson Stands / Shark Helmets	Yamaha YZF-R1	11	17:12.365	14.389	.043	1:32.952	4
10	308	John LYTRAS (QLD) / Caboolture Yamaha / Ricondi / Race & Road	Yamaha YZF-R1	11	17:18.530	20.554	6.165	1:32.923	5
11	7	Tom TOPARIS (NSW) / Stop & Seal Racing / KYT / Leda / Koda / Ganter Group	Yamaha YZF-R1	11	17:19.386	21.410	.856	1:32.602	4
12	33	Jack FAVELLE (NSW) / Addicted to Track / Favelle Enterprises / Kabuto Helmets / Fusport Boots	Yamaha YZF-R1	11	17:22.249	24.273	2.863	1:33.652	4
13	61	Arthur SISSIS (SA) / Stop & Seal Racing / Shoei / Alpinestars	Yamaha YZF-R1	11	17:22.261	24.285	.012	1:32.984	4
14	71	Tom EDWARDS (NSW) / Motoschool Racing School / Yamaha / GoPro / Monster	Yamaha YZF-R1	11	17:23.791	25.815	1.530	1:32.619	2
15	82	Ryan YANKO (QLD) / Addicted To Track	Yamaha YZF-R1	11	17:34.643	36.667	10.852	1:34.325	5
16	28	Josh SODERLAND (NSW) / Gowanloch M-cycles / Smash Media / Papa Macros / 4SR / Pirelli	Yamaha YZF-R1	11	17:44.560	46.584	9.917	1:35.549	4
17	12	Matt WALTERS (NSW) / Newcastle Hino	Aprilia RSV4	11	17:46.327	48.351	1.767	1:34.417	3
18	8	Charles HOLDING (SA) / MotoJet Garage / The Grinning Dingo	Yamaha YZF-R1	11	17:55.056	57.080	8.729	1:36.364	4
19	70	Mohamad AIZUDDIN (VIC) / Portbike Racing / Hype Motorsport / CCAU	BMW M RR	11	17:58.745	1:00.769	3.689	1:36.860	7
20	92	Kota HIGUCHI (JAP) / H.L.O. Racing	Suzuki GSXR	11	17:59.431	1:01.455	.686	1:36.913	7
21	77	Adam SENIOR (WA) / Senior Engineering / Pirelli / Cullys Yamaha / MarinePro West / Silkolene	Yamaha YZF-R1	11	17:59.924	1:01.948	.493	1:37.048	11
22	60	Paul LINKENBAGH (NSW) / Tyrepower Smash Brand Group / 4SR Australia	Yamaha YZF-R1	11	18:24.283	1:26.307	24.359	1:37.925	4
23	94	Mitchell CARR (WA) / Campbell Road Automotive & M-cycles	Honda CBR RR	10	17:39.090	1 Lap		1:44.100	9
DNF	10	Noel MAHON (VIC) / IRT M-sports / SE Suspensions / YRD / Race & Road / RS Pipe & Civil	Yamaha YZF-R1	6	9:48.369	4 Laps		1:36.043	3
DNF	64	Michael KEMP (SA) / SA Pool and Spa Services / Lee's Spot on M-cycles / SM Fabrications	Yamaha YZF-R1	4	6:39.110	6 Laps		1:37.197	3

Fastest Lap was 1:31.318 by 1 Josh WATERS (VIC)

Current race lap record for SBK class - 1:30.790 by Harrison VOIGHT (QLD) on a Ducati V4R set on 24/02/24

The results are provisional until the expiration of the time limit for protests and appeals.



Chief Timekeeper - Scott Lang



Race Director - Tom Williams



SW-MOTECH SUPERBIKE
Race 2


Date: **23/02/25**
 Event: **R09**
 Weather: **Partly Cloudy - Temp: 26.5C**
 Track: **Dry - Temp: 36.0C**

Started at: **09:46:41**
 Laps: **11**
 Starters: **25**
 Posted at: **10:09 AM**

PROVISIONAL LAP TIMES

No	Name	Lap 1	Lap 2	Lap 3	Lap 4	Lap 5	Lap 6	Lap 7	Lap 8	Lap 9	Lap 10	Lap 11
1	Josh WATERS (VIC)	1:37.154	1:31.593	1:31.370	<u>1:31.318</u>	1:31.428	1:32.081	1:31.908	1:32.479	1:32.397	1:32.925	1:33.323
3	Cameron DUNKER (NSW)	1:38.078	1:32.375	<u>1:32.293</u>	1:32.381	1:32.955	1:33.116	1:33.025	1:33.028	1:33.711	1:33.226	1:32.651
7	Tom TOPARIS (NSW)	1:40.667	1:33.852	1:33.406	<u>1:32.602</u>	1:35.126	1:33.593	1:33.823	1:34.269	1:34.073	1:34.051	1:33.924
8	Charles HOLDING (SA)	1:43.589	1:37.271	1:36.623	<u>1:36.364</u>	1:37.154	1:37.160	1:36.952	1:37.024	1:37.234	1:37.449	1:38.236
10	Noel MAHON (VIC)	1:44.862	1:36.638	<u>1:36.043</u>	1:36.352	1:37.169	1:37.305					
11	Broc PEARSON (QLD)	1:40.730	1:32.839	1:32.512	1:32.540	1:32.794	<u>1:32.328</u>	1:32.409	1:32.789	1:32.474	1:32.591	1:32.728
12	Matt WALTERS (NSW)	1:43.820	1:35.530	<u>1:34.417</u>	1:35.649	1:38.112	1:36.431	1:36.135	1:35.915	1:36.177	1:36.840	1:37.301
13	Anthony WEST (QLD)	1:37.655	1:31.591	<u>1:31.409</u>	1:31.620	1:32.256	1:32.664	1:32.402	1:33.493	1:32.621	1:32.508	1:32.482
14	Glenn ALLERTON (NSW)	1:38.626	<u>1:32.191</u>	1:32.362	1:32.390	1:32.791	1:33.166	1:33.173	1:32.621	1:33.464	1:33.168	1:33.743
20	Jonathan NAHLOUS (NSW)	1:40.006	1:33.469	1:33.019	<u>1:32.952</u>	1:33.394	1:33.738	1:33.055	1:33.026	1:33.538	1:33.168	1:33.000
27	Max STAUFFER (NSW)	1:39.162	<u>1:32.323</u>	1:32.443	1:32.687	1:33.079	1:33.198	1:33.093	1:32.923	1:33.094	1:33.210	1:33.895
28	Josh SODERLAND (NSW)	1:43.425	1:35.943	1:35.824	<u>1:35.549</u>	1:36.646	1:36.537	1:36.475	1:35.719	1:36.103	1:36.091	1:36.248
33	Jack FAVELLE (NSW)	1:40.160	1:34.167	1:34.612	<u>1:33.652</u>	1:34.270	1:34.332	1:34.806	1:33.944	1:33.764	1:34.362	1:34.180
46	Mike JONES (QLD)	1:37.618	1:32.411	<u>1:31.538</u>	1:31.890	1:32.089	1:32.350	1:32.291	1:33.045	1:32.430	1:32.439	1:32.536
60	Paul LINKENBAGH (NSW)	1:49.463	1:39.865	1:38.045	<u>1:37.925</u>	1:39.066	1:38.479	1:38.573	1:38.617	1:38.852	1:39.352	1:46.046
61	Arthur SISSIS (SA)	1:41.368	1:33.467	1:33.398	<u>1:32.984</u>	1:34.548	1:35.314	1:34.473	1:34.143	1:33.862	1:34.316	1:34.388
64	Michael KEMP (SA)	1:45.867	1:37.777	<u>1:37.197</u>	1:38.269							
65	Cru HALLIDAY (NSW)	1:40.929	1:33.604	1:32.837	<u>1:32.764</u>	1:32.852	1:33.580	1:32.895	1:32.954	1:33.745	1:33.137	1:33.025
70	Mohamad AIZUDDIN (VIC)	1:44.775	1:37.744	1:37.599	1:37.387	1:37.936	1:37.407	<u>1:36.860</u>	1:36.989	1:38.140	1:36.965	1:36.943
71	Tom EDWARDS (NSW)	1:39.549	<u>1:32.619</u>	1:33.483	1:34.490	1:35.581	1:35.312	1:35.278	1:34.403	1:34.172	1:34.379	1:34.525
77	Adam SENIOR (WA)	1:45.106	1:38.325	1:37.102	1:37.639	1:37.621	1:37.232	1:37.415	1:37.050	1:37.774	1:37.612	<u>1:37.048</u>
82	Ryan YANKO (QLD)	1:43.762	1:35.767	1:34.950	1:34.673	<u>1:34.325</u>	1:34.744	1:35.408	1:35.061	1:34.921	1:35.140	1:35.892
92	Kota HIGUCHI (JAP)	1:45.425	1:37.535	1:37.403	1:37.584	1:37.274	1:37.464	<u>1:36.913</u>	1:37.385	1:37.914	1:37.527	1:37.007
94	Mitchell CARR (WA)	1:52.563	1:44.636	1:44.454	1:46.748	1:45.955	1:47.568	1:44.657	1:44.241	<u>1:44.100</u>	1:44.168	
308	John LYTRAS (QLD)	1:40.164	1:33.311	1:33.180	1:33.271	<u>1:32.923</u>	1:34.049	1:34.014	1:34.196	1:34.955	1:34.523	1:33.944

The results are provisional until the expiration of the time limit for protests and appeals.


 Chief Timekeeper - Scott Lang


 Race Director - Tom Williams



SW-MOTECH SUPERBIKE
Race 2

Date: **23/02/25**
Event: **R09**
Weather: **Partly Cloudy - Temp: 26.5C**
Track: **Dry - Temp: 36.0C**

Started at: **09:46:41**
Laps: **11**
Starters: **25**
Posted at: **10:09 AM**

PROVISIONAL SECTOR TIMES

Lap	Sector 1	Sector 2	Sector 3	Sector 4	Lap Time	Spd	Lap	Sector 1	Sector 2	Sector 3	Sector 4	Lap Time	Spd
1 Josh WATERS (VIC) (1st)							1	30.175	27.929	18.523	26.962	1:43.589	226
1	27.457	26.644	17.527	25.526	1:37.154	226	2	23.570	28.352	18.531	26.818	1:37.271	293
2	21.874	26.536	17.596	25.587	1:31.593	306	3	23.092	27.907	18.596	27.028	1:36.623	300
3	21.905	26.431	17.597	25.437	1:31.370	306	4	23.060	27.983	18.553	26.768	1:36.364	295
4	21.825	26.496	17.524	25.473	1:31.318	306	5	23.100	28.044	18.964	27.046	1:37.154	297
5	21.801	26.473	17.540	25.614	1:31.428	306	6	23.309	27.974	18.699	27.178	1:37.160	292
6	21.920	26.878	17.605	25.678	1:32.081	306	7	23.203	27.980	18.722	27.047	1:36.952	293
7	21.892	26.637	17.694	25.685	1:31.908	306	8	23.254	28.085	18.731	26.954	1:37.024	292
8	22.090	26.933	17.760	25.696	1:32.479	306	9	23.417	28.029	18.711	27.077	1:37.234	290
9	22.057	26.829	17.780	25.731	1:32.397	306	10	23.333	28.067	18.726	27.323	1:37.449	290
10	22.160	26.901	17.894	25.970	1:32.925	303	11	23.699	28.274	18.965	27.298	1:38.236	289
11	22.145	26.998	17.923	26.257	1:33.323	304							
3 Cameron DUNKER (NSW) (5th)							10 Noel MAHON (VIC) (DNF)						
1	27.952	26.919	17.540	25.667	1:38.078	222	1	30.708	28.718	18.779	26.657	1:44.862	225
2	21.893	26.690	18.133	25.659	1:32.375	303	2	23.452	28.109	18.527	26.550	1:36.638	274
3	22.092	26.658	17.701	25.842	1:32.293	300	3	22.863	28.015	18.474	26.691	1:36.043	292
4	22.089	26.738	17.761	25.793	1:32.381	298	4	23.098	28.162	18.612	26.480	1:36.352	276
5	22.251	26.918	17.925	25.861	1:32.955	295	5	23.191	28.392	18.778	26.808	1:37.169	277
6	22.205	27.101	17.855	25.955	1:33.116	294	6	23.374	28.239	18.778	26.914	1:37.305	277
7	22.288	26.995	17.867	25.875	1:33.025	297	11 Broc PEARSON (QLD) (4th)						
8	22.329	26.952	17.874	25.873	1:33.028	295	1	29.450	27.531	17.967	25.782	1:40.730	217
9	22.434	27.430	17.993	25.854	1:33.711	297	2	22.327	26.834	17.915	25.763	1:32.839	308
10	22.415	27.088	17.715	26.008	1:33.226	299	3	22.208	26.781	17.720	25.803	1:32.512	308
11	22.081	26.812	17.695	26.063	1:32.651	303	4	22.175	26.785	17.827	25.753	1:32.540	309
7 Tom TOPARIS (NSW) (11th)							5	22.153	26.922	17.828	25.891	1:32.794	307
1	29.194	27.396	17.927	26.150	1:40.667	227	6	22.168	26.701	17.741	25.718	1:32.328	308
2	22.633	27.273	17.997	25.949	1:33.852	309	7	22.208	26.827	17.726	25.648	1:32.409	309
3	22.622	27.037	17.890	25.857	1:33.406	302	8	22.235	26.966	17.838	25.750	1:32.789	308
4	22.096	26.973	17.783	25.750	1:32.602	306	9	22.213	26.754	17.775	25.732	1:32.474	308
5	22.342	27.468	18.615	26.701	1:35.126	309	10	22.214	26.686	17.744	25.947	1:32.591	308
6	22.339	27.157	18.066	26.031	1:33.593	299	11	22.157	26.649	17.821	26.101	1:32.728	308
7	22.331	27.266	18.274	25.952	1:33.823	302	12 Matt WALTERS (NSW) (17th)						
8	22.684	27.223	18.110	26.252	1:34.269	300	1	30.428	28.296	18.432	26.664	1:43.820	226
9	22.452	27.314	18.171	26.136	1:34.073	294	2	22.972	27.659	18.588	26.311	1:35.530	293
10	22.339	27.344	18.168	26.200	1:34.051	301	3	22.508	27.538	18.132	26.239	1:34.417	302
11	22.437	27.223	17.999	26.265	1:33.924	297	4	22.788	27.804	18.284	26.773	1:35.649	298
8 Charles HOLDING (SA) (18th)							5	22.809	29.860	18.838	26.605	1:38.112	293
							6	22.885	27.947	18.522	27.077	1:36.431	297

Chief Timekeeper - Scott Lang

Race Director - Tom Williams



SW-MOTECH SUPERBIKE
Race 2

Date: **23/02/25**
Event: **R09**
Weather: **Partly Cloudy - Temp: 26.5C**
Track: **Dry - Temp: 36.0C**

Started at: **09:46:41**
Laps: **11**
Starters: **25**
Posted at: **10:09 AM**

PROVISIONAL SECTOR TIMES

Lap	Sector 1	Sector 2	Sector 3	Sector 4	Lap Time	Spd	Lap	Sector 1	Sector 2	Sector 3	Sector 4	Lap Time	Spd
7	23.011	28.073	18.433	26.618	1:36.135	295	8	22.289	26.887	17.775	26.075	1:33.026	305
8	22.964	27.726	18.484	26.741	1:35.915	295	9	22.337	27.091	17.924	26.186	1:33.538	302
9	23.144	27.767	18.520	26.746	1:36.177	293	10	22.515	27.024	17.744	25.885	1:33.168	293
10	23.159	28.370	18.393	26.918	1:36.840	294	11	22.393	27.032	17.794	25.781	1:33.000	301
11	23.437	28.091	18.589	27.184	1:37.301	288							
							27 Max STAUFFER (NSW) (7th)						
							1	28.444	27.113	17.827	25.778	1:39.162	225
							2	22.122	26.724	17.751	25.726	1:32.323	308
							3	22.225	26.688	17.769	25.761	1:32.443	308
							4	22.192	26.817	17.884	25.794	1:32.687	307
							5	22.321	26.977	17.972	25.809	1:33.079	307
							6	22.370	27.175	17.776	25.877	1:33.198	305
							7	22.330	27.021	17.890	25.852	1:33.093	305
							8	22.212	27.036	17.822	25.853	1:32.923	304
							9	22.621	26.860	17.820	25.793	1:33.094	303
							10	22.382	26.836	17.919	26.073	1:33.210	306
							11	22.426	27.210	18.133	26.126	1:33.895	305
							28 Josh SODERLAND (NSW) (16th)						
							1	30.384	27.965	18.331	26.745	1:43.425	228
							2	23.255	27.681	18.524	26.483	1:35.943	293
							3	22.915	27.821	18.627	26.461	1:35.824	291
							4	22.948	27.497	18.456	26.648	1:35.549	293
							5	23.030	27.854	19.052	26.710	1:36.646	293
							6	23.263	27.837	18.509	26.928	1:36.537	285
							7	23.331	27.960	18.619	26.565	1:36.475	287
							8	23.150	27.581	18.445	26.543	1:35.719	291
							9	23.468	27.618	18.543	26.474	1:36.103	292
							10	23.315	27.626	18.378	26.772	1:36.091	290
							11	23.199	27.720	18.610	26.719	1:36.248	284
							33 Jack FAVELLE (NSW) (12th)						
							1	28.969	27.302	17.910	25.979	1:40.160	228
							2	22.783	27.457	17.967	25.960	1:34.167	297
							3	22.907	27.560	18.022	26.123	1:34.612	303
							4	22.455	27.186	17.908	26.103	1:33.652	301
							5	22.592	27.520	18.037	26.121	1:34.270	299
							6	22.476	27.432	17.937	26.487	1:34.332	298
							7	22.946	27.527	18.126	26.207	1:34.806	299
							8	22.535	27.254	17.940	26.215	1:33.944	299
							20 Jonathan NAHLOUS (NSW) (9th)						
							1	28.854	27.194	17.932	26.026	1:40.006	227
							2	22.532	27.074	17.786	26.077	1:33.469	303
							3	22.639	26.784	17.674	25.922	1:33.019	294
							4	22.170	26.897	17.818	26.067	1:32.952	303
							5	22.305	27.151	17.849	26.089	1:33.394	300
							6	22.994	26.842	17.824	26.078	1:33.738	297
							7	22.428	26.934	17.803	25.890	1:33.055	298

Chief Timekeeper - Scott Lang

Race Director - Tom Williams



SW-MOTECH SUPERBIKE
Race 2

Date: **23/02/25**
Event: **R09**
Weather: **Partly Cloudy - Temp: 26.5C**
Track: **Dry - Temp: 36.0C**

Started at: **09:46:41**
Laps: **11**
Starters: **25**
Posted at: **10:09 AM**

PROVISIONAL SECTOR TIMES

Lap	Sector 1	Sector 2	Sector 3	Sector 4	Lap Time	Spd	Lap	Sector 1	Sector 2	Sector 3	Sector 4	Lap Time	Spd
9	22.464	27.262	18.029	26.009	1:33.764	300	10	22.731	27.258	18.085	26.242	1:34.316	298
10	22.729	27.434	18.112	26.087	1:34.362	299	11	22.454	27.709	18.173	26.052	1:34.388	297
11	22.468	27.270	18.176	26.266	1:34.180	299							
46 Mike JONES (QLD) (2nd)							64 Michael KEMP (SA) (DNF)						
1	27.834	26.682	17.598	25.504	1:37.618	222	1	31.378	28.881	18.751	26.857	1:45.867	234
2	21.964	27.193	17.873	25.381	1:32.411	304	2	23.301	28.474	19.173	26.829	1:37.777	297
3	21.914	26.557	17.608	25.459	1:31.538	306	3	23.419	28.179	18.743	26.856	1:37.197	286
4	21.955	26.596	17.681	25.658	1:31.890	304	4	23.687	28.416	18.673	27.493	1:38.269	280
5	22.071	26.718	17.647	25.653	1:32.089	302	65 Cru HALLIDAY (NSW) (8th)						
6	22.151	26.783	17.718	25.698	1:32.350	303	1	29.373	27.496	18.264	25.796	1:40.929	226
7	22.131	26.793	17.711	25.656	1:32.291	305	2	22.527	27.241	17.983	25.853	1:33.604	310
8	22.004	26.969	18.099	25.973	1:33.045	304	3	22.344	26.937	17.715	25.841	1:32.837	309
9	22.258	26.663	17.714	25.795	1:32.430	303	4	22.129	26.833	17.678	26.124	1:32.764	309
10	22.061	26.967	17.736	25.675	1:32.439	301	5	22.298	27.066	17.733	25.755	1:32.852	309
11	22.019	26.723	17.761	26.033	1:32.536	299	6	22.648	27.227	17.785	25.920	1:33.580	310
60 Paul LINKENBAGH (NSW) (22th)							7	22.270	26.882	17.790	25.953	1:32.895	303
1	34.714	29.009	18.784	26.956	1:49.463	226	8	22.264	26.829	17.933	25.928	1:32.954	303
2	23.058	30.349	19.083	27.375	1:39.865	288	9	22.267	27.565	17.896	26.017	1:33.745	303
3	23.142	28.671	18.911	27.321	1:38.045	287	10	22.283	27.009	17.875	25.970	1:33.137	300
4	23.170	28.401	19.202	27.152	1:37.925	283	11	22.261	27.067	17.810	25.887	1:33.025	303
5	23.147	28.653	19.461	27.805	1:39.066	285	70 Mohamad AIZUDDIN (VIC) (19th)						
6	23.371	28.815	19.107	27.186	1:38.479	279	1	30.632	28.535	18.750	26.858	1:44.775	237
7	23.361	28.742	19.088	27.382	1:38.573	283	2	23.487	28.765	18.836	26.656	1:37.744	294
8	23.380	28.742	19.176	27.319	1:38.617	283	3	23.462	28.353	18.854	26.930	1:37.599	290
9	23.322	28.860	19.122	27.548	1:38.852	282	4	23.529	28.469	18.768	26.621	1:37.387	293
10	23.257	28.763	18.958	28.374	1:39.352	281	5	23.516	28.923	18.866	26.631	1:37.936	294
11	24.103	31.397	20.517	30.029	1:46.046	277	6	23.266	28.191	18.700	27.250	1:37.407	294
61 Arthur SISSIS (SA) (13th)							7	23.302	27.981	18.710	26.867	1:36.860	287
1	29.756	27.644	18.046	25.922	1:41.368	225	8	23.343	27.836	18.789	27.021	1:36.989	284
2	22.344	27.203	18.035	25.885	1:33.467	308	9	23.388	28.388	19.294	27.070	1:38.140	288
3	22.497	27.204	17.802	25.895	1:33.398	303	10	23.390	28.272	18.797	26.506	1:36.965	290
4	22.255	27.027	17.809	25.893	1:32.984	306	11	23.344	28.334	18.730	26.535	1:36.943	290
5	22.246	27.077	18.568	26.657	1:34.548	304	71 Tom EDWARDS (NSW) (14th)						
6	22.881	27.695	18.123	26.615	1:35.314	287	1	28.640	27.227	17.858	25.824	1:39.549	228
7	22.617	27.474	18.145	26.237	1:34.473	303	2	22.291	26.881	17.689	25.758	1:32.619	304
8	22.540	27.364	18.064	26.175	1:34.143	298	3	22.239	27.377	17.803	26.064	1:33.483	305
9	22.434	27.348	18.009	26.071	1:33.862	298	4	22.425	27.334	17.896	26.835	1:34.490	302

Chief Timekeeper - Scott Lang

Race Director - Tom Williams



SW-MOTECH SUPERBIKE

Race 2


Date: 23/02/25
Event: R09
Weather: Partly Cloudy - Temp: 26.5C
Track: Dry - Temp: 36.0C

Started at: 09:46:41
Laps: 11
Starters: 25
Posted at: 10:09 AM

PROVISIONAL SECTOR TIMES

Lap	Sector 1	Sector 2	Sector 3	Sector 4	Lap Time	Spd	Lap	Sector 1	Sector 2	Sector 3	Sector 4	Lap Time	Spd
5	22.634	27.537	18.547	26.863	1:35.581	302	3	23.156	28.429	19.036	26.782	1:37.403	296
6	22.834	27.651	18.140	26.687	1:35.312	300	4	23.413	28.614	18.844	26.713	1:37.584	293
7	22.961	27.565	18.184	26.568	1:35.278	301	5	23.158	28.477	18.813	26.826	1:37.274	295
8	22.634	27.367	17.968	26.434	1:34.403	304	6	23.295	28.102	18.671	27.396	1:37.464	286
9	22.478	27.418	18.000	26.276	1:34.172	301	7	23.209	28.052	18.717	26.935	1:36.913	291
10	22.687	27.375	18.039	26.278	1:34.379	300	8	23.262	28.387	18.841	26.895	1:37.385	288
11	22.557	27.557	18.057	26.354	1:34.525	299	9	23.391	28.427	18.919	27.177	1:37.914	288
							10	23.527	28.400	18.948	26.652	1:37.527	285
77 Adam SENIOR (WA) (21th)							11	22.878	28.541	18.846	26.742	1:37.007	290
1	30.816	29.047	18.760	26.483	1:45.106	227							
2	23.351	28.917	19.049	27.008	1:38.325	290	94 Mitchell CARR (WA) (23th)						
3	23.107	28.320	18.915	26.760	1:37.102	293	1	33.381	30.673	20.219	28.290	1:52.563	215
4	23.405	28.608	18.786	26.840	1:37.639	284	2	25.493	30.487	20.410	28.246	1:44.636	255
5	23.083	28.987	18.811	26.740	1:37.621	288	3	25.433	30.411	20.300	28.310	1:44.454	248
6	23.282	28.401	18.585	26.964	1:37.232	286	4	26.604	31.383	20.318	28.443	1:46.748	244
7	23.363	28.509	18.678	26.865	1:37.415	285	5	25.760	31.022	20.404	28.769	1:45.955	250
8	23.263	28.177	18.687	26.923	1:37.050	288	6	25.844	31.187	20.933	29.604	1:47.568	255
9	23.231	28.476	18.905	27.162	1:37.774	287	7	25.836	30.352	20.221	28.248	1:44.657	248
10	23.319	28.530	18.752	27.011	1:37.612	286	8	25.556	30.621	19.901	28.163	1:44.241	255
11	22.994	28.255	18.805	26.994	1:37.048	288	9	25.281	30.244	20.146	28.429	1:44.100	252
							10	25.813	30.315	19.825	28.215	1:44.168	239
82 Ryan YANKO (QLD) (15th)							308 John LYTRAS (QLD) (10th)						
1	30.311	28.255	18.387	26.809	1:43.762	231	1	29.047	27.321	17.963	25.833	1:40.164	225
2	23.396	27.660	18.452	26.259	1:35.767	289	2	22.478	27.082	17.877	25.874	1:33.311	297
3	22.932	27.789	18.121	26.108	1:34.950	302	3	22.417	27.140	17.825	25.798	1:33.180	290
4	22.541	27.468	18.360	26.304	1:34.673	293	4	22.138	26.939	17.914	26.280	1:33.271	298
5	22.491	27.336	18.295	26.203	1:34.325	293	5	22.190	26.914	17.924	25.895	1:32.923	299
6	22.835	27.408	18.056	26.445	1:34.744	290	6	22.509	27.660	17.960	25.920	1:34.049	298
7	23.135	27.450	18.324	26.499	1:35.408	291	7	22.593	27.154	18.120	26.147	1:34.014	296
8	22.720	27.398	18.293	26.650	1:35.061	291	8	22.527	27.271	18.172	26.226	1:34.196	293
9	22.735	27.610	18.221	26.355	1:34.921	290	9	22.838	27.379	18.183	26.555	1:34.955	292
10	22.807	27.589	18.251	26.493	1:35.140	289	10	22.710	27.319	18.155	26.339	1:34.523	289
11	22.973	27.876	18.418	26.625	1:35.892	290	11	22.638	27.249	17.991	26.066	1:33.944	290
92 Kota HIGUCHI (JAP) (20th)													
1	31.013	28.744	18.818	26.850	1:45.425	232							
2	23.319	28.498	19.063	26.655	1:37.535	298							

The results are provisional until the expiration of the time limit for protests and appeals.


Chief Timekeeper - Scott Lang


Race Director - Tom Williams



SW-MOTEC SUPERBIKE

Race 2


Date: 23/02/25
Event: R09
Weather: Partly Cloudy - Temp: 26.5C
Track: Dry - Temp: 36.0C

Started at: 09:46:41
Laps: 11
Starters: 25
Posted at: 10:09 AM

PROVISIONAL FASTEST LAPS SEQUENCE

Lap	Race Pos	No	Name	Machine	Fastest Lap	On Lap
1	1	1	Josh WATERS (VIC)	Ducati V4R	1:37.154	1
2	1	1	Josh WATERS (VIC)	Ducati V4R	1:31.593	2
2	2	13	Anthony WEST (QLD)	Yamaha YZF-R1	1:31.591	2
3	1	1	Josh WATERS (VIC)	Ducati V4R	1:31.370	3
4	1	1	Josh WATERS (VIC)	Ducati V4R	1:31.318	4

The results are provisional until the expiration of the time limit for protests and appeals.



Chief Timekeeper - Scott Lang



Race Director - Tom Williams



SW-MOTECH SUPERBIKE

Race 2

Date: 23/02/25
Event: R09
Weather: Partly Cloudy - Temp: 26.5C
Track: Dry - Temp: 36.0C

Started at: 09:46:41
Laps: 11
Starters: 25
Posted at: 10:09 AM

PROVISIONAL LAP SHEET

No	Lap Time	Gap	No	Lap Time	Gap	No	Lap Time	Gap	No	Lap Time	Gap	No	Lap Time	Gap			
Lap 1			27	1:32.323	2.738	61	1:33.398	8.116	70	1:37.387	26.070	1	1:32.081		13	1:32.664	2.251
1	1:37.154		71	1:32.619	3.421	33	1:34.612	8.822	92	1:37.584	26.512	46	1:32.350	2.952	3	1:33.116	6.254
46	1:37.618	.464	308	1:33.311	4.728	12	1:34.417	13.650	77	1:37.639	26.737	64	1:38.269	27.675	14	1:33.166	6.582
13	1:37.655	.501	20	1:33.469	4.728	82	1:34.950	14.362	60	1:37.925	33.863	27	1:33.198	7.948	11	1:32.328	8.799
3	1:38.078	.924	11	1:32.839	4.822	28	1:35.824	15.075	94	1:46.748	56.966	65	1:33.580	11.622	20	1:33.738	11.634
14	1:38.626	1.472	33	1:34.167	5.580	8	1:36.623	17.366	Lap 5			7	1:33.593	14.302	71	1:35.312	16.090
27	1:39.162	2.008	7	1:33.852	5.772	10	1:36.043	17.426	1	1:31.428		61	1:35.314	16.135	33	1:34.332	16.249
71	1:39.549	2.395	65	1:33.604	5.786	70	1:37.599	20.001	13	1:32.256	1.668	82	1:34.744	23.277	28	1:36.537	28.980
20	1:40.006	2.852	61	1:33.467	6.088	92	1:37.403	20.246	46	1:32.089	2.683	12	1:36.431	29.015	8	1:37.160	33.217
33	1:40.160	3.006	12	1:35.530	10.603	77	1:37.102	20.416	3	1:32.955	5.219	10	1:37.305	33.425	92	1:37.464	37.741
308	1:40.164	3.010	28	1:35.943	10.621	64	1:37.197	20.724	14	1:32.791	5.497	70	1:37.407	37.904	77	1:37.232	38.081
7	1:40.667	3.513	82	1:35.767	10.782	60	1:38.045	27.256	27	1:33.079	6.831	60	1:38.479	47.899	94	1:47.568	1:26.98
11	1:40.730	3.576	8	1:37.271	12.113	94	1:44.454	41.536	11	1:33.079	6.831	Lap 7			1	1:31.908	
65	1:40.929	3.775	10	1:36.638	12.753	Lap 4			11	1:32.794	8.552	13	1:32.402	2.745			
61	1:41.368	4.214	70	1:37.744	13.772	1	1:31.318		20	1:33.394	9.977	46	1:32.291	3.335			
28	1:43.425	6.271	92	1:37.535	14.213	13	1:31.620	.840	308	1:32.923	9.986	3	1:32.025	7.371			
8	1:43.589	6.435	77	1:38.325	14.684	46	1:31.890	2.022	65	1:32.852	10.123	14	1:33.173	7.847			
82	1:43.762	6.608	64	1:37.777	14.897	3	1:32.381	3.692	7	1:35.126	12.790	27	1:33.093	9.133			
12	1:43.820	6.666	60	1:39.865	20.581	14	1:32.390	4.134	71	1:35.581	12.859	11	1:32.409	9.300			
70	1:44.775	7.621	94	1:44.636	28.452	27	1:32.687	5.180	61	1:34.548	12.902	65	1:32.895	12.609			
10	1:44.862	7.708	Lap 3			11	1:32.540	7.186	33	1:34.270	13.998						
77	1:45.106	7.952	1	1:31.370		20	1:32.952	8.011	82	1:34.325	20.614						
92	1:45.425	8.271	13	1:31.409	.538	308	1:33.271	8.491	28	1:36.646	24.524						
64	1:45.867	8.713	46	1:31.538	1.450	65	1:32.764	8.699	12	1:38.112	24.665						
60	1:49.463	12.309	3	1:32.293	2.629	71	1:34.490	8.706	8	1:37.154	28.138						
94	1:52.563	15.409	14	1:32.362	3.062	7	1:32.602	9.092	10	1:37.169	28.201						
Lap 2			27	1:32.443	3.811	61	1:32.984	9.782	92	1:37.274	32.358						
1	1:31.593		71	1:33.483	5.534	33	1:33.652	11.156	70	1:37.936	32.578						
13	1:31.591	.499	11	1:32.512	5.964	82	1:34.673	17.717	77	1:37.621	32.930						
46	1:32.411	1.282	20	1:33.019	6.377	12	1:35.649	17.981	60	1:39.066	41.501						
3	1:32.375	1.706	308	1:33.180	6.538	28	1:35.549	19.306	94	1:45.955	1:11.49						
14	1:32.191	2.070	65	1:32.837	7.253	8	1:36.364	22.412	Lap 6								
			7	1:33.406	7.808	10	1:36.352	22.460									

Scott Lang
Chief Timekeeper - Scott Lang

Tom Williams
Race Director - Tom Williams



SW-MOTECH SUPERBIKE

Race 2

Date: 23/02/25
Event: R09
Weather: Partly Cloudy - Temp: 26.5C
Track: Dry - Temp: 36.0C

Started at: 09:46:41
Laps: 11
Starters: 25
Posted at: 10:09 AM

PROVISIONAL LAP SHEET

No	Lap Time	Gap	No	Lap Time	Gap	No	Lap Time	Gap	No	Lap Time	Gap
20	1:33.055	12.781	8	1:37.024	42.806	13	1:32.508	3.566	33	1:34.180	24.273
308	1:34.014	14.060	70	1:36.989	47.366	14	1:33.168	9.299	61	1:34.388	24.285
7	1:33.823	16.217	92	1:37.385	47.652	11	1:32.591	9.353	71	1:34.525	25.815
61	1:34.473	18.700	77	1:37.050	48.159	3	1:33.226	9.535	82	1:35.892	36.667
33	1:34.806	19.147	60	1:38.617	1:00.70	27	1:33.210	10.559	94	1:44.168	1 lap
71	1:35.278	19.460	Lap 9			65	1:33.137	14.644	28	1:36.248	46.584
82	1:35.408	26.777	1	1:32.397		20	1:33.168	14.712	12	1:37.301	48.351
12	1:36.135	33.242	46	1:32.430	3.934	308	1:34.523	19.933	8	1:38.236	57.080
28	1:36.475	33.547	13	1:32.621	3.983	7	1:34.051	20.809	70	1:36.943	1:00.76
8	1:36.952	38.261	14	1:33.464	9.056	61	1:34.316	23.220	92	1:37.007	1:01.45
92	1:36.913	42.746	3	1:33.711	9.234	33	1:34.362	23.416	77	1:37.048	1:01.94
70	1:36.860	42.856	11	1:32.474	9.687	71	1:34.379	24.613	60	1:46.046	1:26.30
77	1:37.415	43.588	27	1:33.094	10.274	94	1:44.100	1 lap			
60	1:38.573	54.564	27	1:33.094	10.274	82	1:35.140	34.098			
Lap 8			65	1:33.745	14.432	28	1:36.091	43.659			
1	1:32.479		20	1:33.538	14.469	12	1:36.840	44.373			
13	1:33.493	3.759	308	1:34.955	18.335	8	1:37.449	52.167			
46	1:33.045	3.901	94	1:44.241	1 lap	70	1:36.965	57.149			
94	1:44.657	1 lap	7	1:34.073	19.683	92	1:37.527	57.771			
3	1:33.028	7.920	61	1:33.862	21.829	77	1:37.612	58.223			
14	1:32.621	7.989	33	1:33.764	21.979	60	1:39.352	1:13.58			
27	1:32.923	9.577	71	1:34.172	23.159	Lap 11					
11	1:32.789	9.610	82	1:34.921	31.883	1	1:33.323				
65	1:32.954	13.084	12	1:36.177	40.458	46	1:32.536	2.661			
20	1:33.026	13.328	28	1:36.103	40.493	13	1:32.482	2.725			
308	1:34.196	15.777	8	1:37.234	47.643	11	1:32.728	8.758			
7	1:34.269	18.007	70	1:38.140	53.109	3	1:32.651	8.863			
61	1:34.143	20.364	92	1:37.914	53.169	14	1:33.743	9.719			
33	1:33.944	20.612	77	1:37.774	53.536	27	1:33.895	11.131			
71	1:34.403	21.384	60	1:38.852	1:07.15	65	1:33.025	14.346			
82	1:35.061	29.359	Lap 10			20	1:33.000	14.389			
12	1:35.915	36.678	1	1:32.925		308	1:33.944	20.554			
28	1:35.719	36.787	46	1:32.439	3.448	7	1:33.924	21.410			

The results are provisional until the expiration of the time limit for protests and appeals.

Scott Lang
Chief Timekeeper - Scott Lang

Tom Williams
Race Director - Tom Williams



SW-MOTECH SUPERBIKE

Race 2


Date: 23/02/25
Event: R09
Weather: Partly Cloudy - Temp: 26.5C
Track: Dry - Temp: 36.0C

Started at: 09:46:41
Laps: 11
Starters: 25
Posted at: 10:09 AM

PROVISIONAL LAP CHART

Name	Grid	1	2	3	4	5	6	7	8	9	10	11	Name
J. WATERS	1	1	1	1	1	1	1	1	1	1	1	1	J. WATERS
A. WEST	13	46	13	13	13	13	13	13	13	46	46	46	M. JONES
M. JONES	46	13	46	46	46	46	46	46	46	13	13	13	A. WEST
C. DUNKER	3	3	3	3	3	3	3	3	3	14	14	11	B. PEARSON
B. PEARSON	11	14	14	14	14	14	14	14	14	3	11	3	C. DUNKER
G. ALLERTON	14	27	27	27	27	27	27	27	27	11	3	14	G. ALLERTON
M. STAUFFER	27	71	71	71	11	11	11	11	11	27	27	27	M. STAUFFER
C. HALLIDAY	65	20	308	11	20	20	65	65	65	65	65	65	C. HALLIDAY
J. NAHLOUS	20	33	20	20	308	308	20	20	20	20	20	20	J. NAHLOUS
J. FAVELLE	33	308	11	308	65	65	308	308	308	308	308	308	J. LYTRAS
T. EDWARDS	71	7	33	65	71	7	7	7	7	7	7	7	T. TOPARIS
J. LYTRAS	308	11	7	7	7	71	71	61	61	61	61	33	J. FAVELLE
A. SISSIS	61	65	65	61	61	61	61	33	33	33	33	61	A. SISSIS
T. TOPARIS	7	61	61	33	33	33	33	71	71	71	71	71	T. EDWARDS
R. YANKO	82	28	12	12	82	82	82	82	82	82	82	82	R. YANKO
M. WALTERS	12	8	28	82	12	28	28	12	12	12	28	28	J. SODERLAND
J. SODERLAND	28	82	82	28	28	12	12	28	28	28	12	12	M. WALTERS
C. HOLDING	8	12	8	8	8	8	8	8	8	8	8	8	C. HOLDING
N. MAHON	10	70	10	10	10	10	10	92	70	70	70	70	M. AIZUDDIN
M. AIZUDDIN	70	10	70	70	70	92	92	70	92	92	92	92	K. HIGUCHI
A. SENIOR	77	77	92	92	92	70	70	77	77	77	77	77	A. SENIOR
K. HIGUCHI	92	92	77	77	77	77	77	60	60	60	60	60	P. LINKENBAGH
P. LINKENBAGH	60	64	64	64	64	60	60	94	94	94	94	94	M. CARR
M. KEMP	64	60	60	60	60	94	94						
M. CARR	94	94	94	94	94								

The results are provisional until the expiration of the time limit for protests and appeals.



Chief Timekeeper - Scott Lang



Race Director - Tom Williams



SW-MOTECH SUPERBIKE
Race 2


Date: **23/02/25**
Event: **R09**
Weather: **Partly Cloudy - Temp: 26.5C**
Track: **Dry - Temp: 36.0C**

Started at: **09:46:41**
Laps: **11**
Starters: **25**
Posted at: **10:09 AM**

PROVISIONAL BEST SECTOR TIMES

Pos	Sector 1		Sector 2		Sector 3		Sector 4		Lap		Ideal	Fastest	Diff
	Name	Time	Name	Time	Name	Time	Name	Time	Name	Time			
1	J. WATERS	21.801	J. WATERS	26.431	A. WEST	17.416	M. JONES	25.381	J. WATERS	1:31.193	1:31.318	.125	
2	A. WEST	21.854	A. WEST	26.509	J. WATERS	17.524	J. WATERS	25.437	A. WEST	1:31.257	1:31.409	.152	
3	C. DUNKER	21.893	M. JONES	26.557	M. JONES	17.608	A. WEST	25.478	M. JONES	1:31.460	1:31.538	.078	
4	M. JONES	21.914	B. PEARSON	26.649	J. NAHLOUS	17.674	B. PEARSON	25.648	C. DUNKER	1:31.905	1:32.293	.388	
5	G. ALLERTON	22.013	C. DUNKER	26.658	C. HALLIDAY	17.678	C. DUNKER	25.659	G. ALLERTON	1:32.066	1:32.191	.125	
6	T. TOPARIS	22.096	G. ALLERTON	26.659	T. EDWARDS	17.689	G. ALLERTON	25.693	B. PEARSON	1:32.170	1:32.328	.158	
7	M. STAUFFER	22.122	M. STAUFFER	26.688	C. DUNKER	17.695	M. STAUFFER	25.726	M. STAUFFER	1:32.287	1:32.323	.036	
8	C. HALLIDAY	22.129	J. NAHLOUS	26.784	G. ALLERTON	17.701	T. TOPARIS	25.750	C. HALLIDAY	1:32.391	1:32.764	.373	
9	J. LYTRAS	22.138	C. HALLIDAY	26.829	B. PEARSON	17.720	C. HALLIDAY	25.755	J. NAHLOUS	1:32.409	1:32.952	.543	
10	B. PEARSON	22.153	T. EDWARDS	26.881	M. STAUFFER	17.751	T. EDWARDS	25.758	T. EDWARDS	1:32.567	1:32.619	.052	
11	J. NAHLOUS	22.170	J. LYTRAS	26.914	T. TOPARIS	17.783	J. NAHLOUS	25.781	T. TOPARIS	1:32.602	1:32.602	.000	
12	T. EDWARDS	22.239	T. TOPARIS	26.973	A. SISSIS	17.802	J. LYTRAS	25.798	J. LYTRAS	1:32.675	1:32.923	.248	
13	A. SISSIS	22.246	A. SISSIS	27.027	J. LYTRAS	17.825	A. SISSIS	25.885	A. SISSIS	1:32.960	1:32.984	.024	
14	J. FAVELLE	22.455	J. FAVELLE	27.186	J. FAVELLE	17.908	J. FAVELLE	25.960	J. FAVELLE	1:33.509	1:33.652	.143	
15	R. YANKO	22.491	R. YANKO	27.336	R. YANKO	18.056	R. YANKO	26.108	R. YANKO	1:33.991	1:34.325	.334	
16	M. WALTERS	22.508	J. SODERLAN	27.497	M. WALTERS	18.132	M. WALTERS	26.239	M. WALTERS	1:34.417	1:34.417	.000	
17	N. MAHON	22.863	M. WALTERS	27.538	J. SODERLAN	18.378	J. SODERLAN	26.461	J. SODERLAND	1:35.251	1:35.549	.298	
18	K. HIGUCHI	22.878	M. AIZUDDIN	27.836	N. MAHON	18.474	N. MAHON	26.480	N. MAHON	1:35.832	1:36.043	.211	
19	J. SODERLAN	22.915	C. HOLDING	27.907	C. HOLDING	18.531	M. AIZUDDIN	26.506	K. HIGUCHI	1:36.253	1:36.913	.660	
20	A. SENIOR	22.994	N. MAHON	28.015	A. SENIOR	18.585	K. HIGUCHI	26.652	C. HOLDING	1:36.266	1:36.364	.098	
21	P. LINKENBA	23.058	K. HIGUCHI	28.052	K. HIGUCHI	18.671	A. SENIOR	26.740	M. AIZUDDIN	1:36.308	1:36.860	.552	
22	C. HOLDING	23.060	A. SENIOR	28.177	M. KEMP	18.673	C. HOLDING	26.768	A. SENIOR	1:36.496	1:37.048	.552	
23	M. AIZUDDIN	23.266	M. KEMP	28.179	M. AIZUDDIN	18.700	M. KEMP	26.829	M. KEMP	1:36.982	1:37.197	.215	
24	M. KEMP	23.301	P. LINKENBA	28.401	P. LINKENBA	18.911	P. LINKENBA	27.152	P. LINKENBAG	1:37.522	1:37.925	.403	
25	M. CARR	25.281	M. CARR	30.244	M. CARR	19.825	M. CARR	28.163	M. CARR	1:43.513	1:44.100	.587	

The results are provisional until the expiration of the time limit for protests and appeals.



Chief Timekeeper - Scott Lang



Race Director - Tom Williams




AUSTRALIAN SUPERBIKE CHAMPIONSHIP
PROVISIONAL PROGRESSIVE ROUND POINTS
AUSTRALIAN SUPERBIKE CHAMPIONSHIP


Pos	No	Name	Machine	Rnd 1 Pole	Rnd 1 Race 1	Rnd 1 Race 2	Total
1	1	Josh WATERS	Ducati	1	25	25	51
2	46	Mike JONES	Yamaha		18	20	38
3	13	Anthony WEST	Yamaha		20	18	38
4	11	Broc PEARSON	Ducati		16	17	33
5	14	Glenn ALLERTON	Ducati		17	15	32
6	27	Max STAUFFER	Yamaha		15	14	29
7	65	Cru HALLIDAY	Yamaha		13	13	26
8	308	John LYTRAS	Yamaha		14	11	25
9	20	Jonathan NAHLOUS	Yamaha		11	12	23
10	7	Tom TOPARIS	Yamaha		10	10	20
11	71	Tom EDWARDS	Yamaha		12	7	19
12	33	Jack FAVELLE	Yamaha		8	9	17
13	3	Cameron DUNKER	Yamaha			16	16
14	82	Ryan YANKO	Yamaha		9	6	15
15	61	Arthur SISSIS	Yamaha		5	8	13
16	12	Matt WALTERS	Aprilia		7	4	11
17	70	Mohamad AIZUDDIN	BMW		6	2	8
18	8	Charles HOLDING	Yamaha		4	3	7
19	28	Josh SODERLAND	Yamaha			5	5
20	60	Paul LINKENBAGH	Yamaha		3		3
21	92	Kota HIGUCHI	Suzuki		1	1	2
22	77	Adam SENIOR	Yamaha		2		2

AUSTRALIAN SUPERBIKE CHAMPIONSHIP - MANUFACTURERS

Pos	No	Name	Rnd 1 Pole	Rnd 1 Race 1	Rnd 1 Race 2	Total
1		Yamaha		144	152	296
2		Ducati	1	58	57	116
3		Aprilia		7	4	11
4		BMW		6	2	8
5		Suzuki		1	1	2



Chief Timekeeper - Scott Lang



Race Director - Tom Williams



SW-MOTECH SUPERBIKE

Race 2

Date: 23/02/25
Event: R09
Weather: Partly Cloudy - Temp: 26.5C
Track: Dry - Temp: 36.0C

Started at: 09:46:41
Laps: 11
Starters: 25
Posted at: 10:09 AM

PROVISIONAL RACE INFORMATION

Time	Description
09:35:03	Pit exit open for 3 minutes
09:38:04	Pit exit closed - Bikes on grid for media
09:44:10	Warm up lap started
09:46:41	Event Start
09:49:28	NO JUMP STARTS
09:55:17	Rider 64 (Michael KEMP) BLACK FLAG - MECHANICAL
09:55:35	Rider 64 (Michael KEMP) BLACK FLAG - MECHANICAL - IN PITS
09:57:30	2/3 RACE DISTANCE
09:58:29	Rider 10 (Noel MAHON) ENTERED PITS
10:03:39	Chequered Flag
10:05:13	Event Finish

The results are provisional until the expiration of the time limit for protests and appeals.



Chief Timekeeper - Scott Lang



Race Director - Tom Williams

