

KAWASAKI SUPERSPORT


Race 3

Date: 23/02/25
Event: R10
Weather: Sunny - Temp: 22.4C
Track: Dry - Temp: 36.5C

Started at: 11:30:48
Laps: 10
Starters: 22
Posted at: 11:53 AM

PROVISIONAL SECTOR TIMES

Lap	Sector 1	Sector 2	Sector 3	Sector 4	Lap Time	Spd	Lap	Sector 1	Sector 2	Sector 3	Sector 4	Lap Time	Spd
4 Simone BOLDRINI (NSW) (20th)							7	23.856	28.180	18.715	27.568	1:38.319	251
1	32.723	30.606	20.379	29.186	1:52.894	197	8	23.992	28.144	18.701	27.623	1:38.460	250
2	25.236	29.447	19.424	28.456	1:42.563	235	9	23.867	28.122	18.611	27.536	1:38.136	249
3	24.966	29.352	19.861	28.794	1:42.973	234	10	23.689	28.102	18.671	27.379	1:37.841	260
4	25.106	29.542	19.674	28.785	1:43.107	232	11 Jesus TORRES CABRERA (NSW) (DNF)						
5	25.254	29.775	20.047	29.100	1:44.176	231	1	32.069	31.154	20.289	29.438	1:52.950	195
6	25.109	29.432	19.694	29.016	1:43.251	231	12 Levi RUSSO (NSW) (10th)						
7	25.203	29.994	19.784	29.304	1:44.285	231	1	31.043	31.407	19.552	28.541	1:50.543	205
8	25.494	29.495	19.491	29.247	1:43.727	228	2	23.755	28.724	18.762	27.439	1:38.680	258
9	25.281	29.589	19.650	29.037	1:43.557	227	3	23.757	28.515	18.727	27.520	1:38.519	254
10	25.018	29.571	19.746	29.207	1:43.542	229	4	23.812	28.548	18.758	27.542	1:38.660	253
5 Oilly SIMPSON (SA) (5th)							5	23.630	28.303	18.631	27.491	1:38.055	252
1	28.559	27.570	18.352	26.919	1:41.400	197	6	23.431	28.296	18.561	27.335	1:37.623	255
2	23.028	27.492	18.291	27.116	1:35.927	257	7	23.367	28.098	18.590	27.413	1:37.468	257
3	23.185	27.680	18.167	26.844	1:35.876	258	8	23.380	28.365	18.836	27.407	1:37.988	255
4	22.968	28.035	18.391	27.119	1:36.513	258	9	23.485	28.185	18.692	27.358	1:37.720	254
5	23.236	27.576	18.170	26.960	1:35.942	255	10	23.274	28.022	18.592	27.284	1:37.172	254
6	23.108	27.618	18.475	27.276	1:36.477	258	13 Marcus HAMOD (NSW) (15th)						
7	23.404	28.110	18.734	27.820	1:38.068	253	1	30.094	29.678	19.055	41.876	2:00.703	204
8	23.936	28.247	18.491	27.317	1:37.991	250	2	24.529	28.405	18.763	27.568	1:39.265	247
9	23.585	28.086	18.780	27.802	1:38.253	255	3	23.804	28.153	19.066	27.496	1:38.519	252
10	23.638	28.126	18.861	27.829	1:38.454	252	4	23.984	28.510	18.680	27.543	1:38.717	251
8 Hunter FORD (NSW) (11th)							5	23.838	28.666	18.792	27.710	1:39.006	251
1	30.640	31.518	19.278	28.383	1:49.819	195	6	23.656	28.016	18.772	28.113	1:38.557	251
2	23.504	28.558	18.374	27.347	1:37.783	245	7	23.812	28.513	18.649	27.592	1:38.566	251
3	23.404	28.559	18.523	27.268	1:37.754	250	8	23.748	28.250	18.787	27.848	1:38.633	248
4	23.238	28.371	18.442	27.416	1:37.467	250	9	23.940	28.343	18.908	27.872	1:39.063	249
5	23.912	28.656	18.802	27.436	1:38.806	248	10	23.854	28.218	18.673	27.446	1:38.191	249
6	23.390	28.308	18.402	27.506	1:37.606	254	17 Joshua NEWMAN (NSW) (13th)						
7	23.433	28.319	18.443	27.503	1:37.698	246	1	31.192	28.388	19.036	28.143	1:46.759	201
8	23.692	28.391	18.430	27.425	1:37.938	244	2	23.833	28.176	18.633	27.697	1:38.339	254
9	23.624	28.796	18.569	27.750	1:38.739	246	3	24.156	28.172	18.677	27.802	1:38.807	247
10	23.651	28.808	18.735	27.652	1:38.846	244	4	23.707	28.232	18.808	27.740	1:38.487	255
9 Glenn NELSON (QLD) (9th)							5	24.035	28.491	18.835	27.792	1:39.153	250
1	29.919	28.241	18.478	27.028	1:43.666	205	6	23.919	28.430	18.818	27.848	1:39.015	249
2	23.318	27.941	18.526	27.137	1:36.922	268	7	23.929	28.435	18.867	27.814	1:39.045	250
3	23.459	28.066	18.501	27.346	1:37.372	259	8	23.647	28.377	18.911	27.748	1:38.683	252
4	23.729	28.460	18.770	27.456	1:38.415	255	9	23.814	28.246	18.939	27.845	1:38.844	251
5	23.914	28.044	18.709	27.487	1:38.154	251	10	23.880	28.338	18.938	27.864	1:39.020	249
6	23.821	28.032	18.624	27.498	1:37.975	252							


Chief Timekeeper - Scott Lang


Race Director - Tom Williams



KAWASAKI SUPERSPORT


Race 3

Date: 23/02/25
Event: R10
Weather: Sunny - Temp: 22.4C
Track: Dry - Temp: 36.5C

Started at: 11:30:48
Laps: 10
Starters: 22
Posted at: 11:53 AM

PROVISIONAL SECTOR TIMES

Lap	Sector 1	Sector 2	Sector 3	Sector 4	Lap Time	Spd	Lap	Sector 1	Sector 2	Sector 3	Sector 4	Lap Time	Spd
18 Liam WATERS (QLD) (16th)							7	23.152	28.504	18.162	26.682	1:36.500	260
1	32.152	29.759	19.437	28.623	1:49.971	201	8	23.270	27.597	18.380	26.735	1:35.982	253
2	24.208	29.170	19.267	28.056	1:40.701	244	9	23.078	27.396	18.151	26.629	1:35.254	257
3	24.063	29.480	19.382	27.921	1:40.846	252	10	23.020	27.272	18.129	26.612	1:35.033	257
4	24.243	29.463	19.507	28.169	1:41.382	251	44 Tom BRAMICH (VIC) (DNF)						
5	24.134	28.890	19.313	28.247	1:40.584	249	1	29.056	27.575	18.198	27.040	1:41.869	200
6	24.340	28.996	19.337	28.577	1:41.250	249	2	23.189	27.818	18.172	26.778	1:35.957	258
7	24.260	28.614	18.954	27.952	1:39.780	249	3	23.180	28.038	18.223	26.876	1:36.317	268
8	23.978	28.757	19.012	28.155	1:39.902	249	4	22.875	27.694	18.449	27.144	1:36.162	267
9	24.191	29.061	19.197	28.305	1:40.754	249	5	22.819	27.594	18.126	26.803	1:35.342	265
10	24.355	28.845	19.150	28.302	1:40.652	248	6	22.967	27.494	18.266	26.973	1:35.700	263
22 Declan VAN ROSMALEN (VIC) (6th)							7	22.971	27.809	18.313	27.067	1:36.160	263
1	29.503	28.239	18.253	27.128	1:43.123	199	8	23.207	27.914	18.320	27.093	1:36.534	254
2	23.007	27.835	18.346	26.937	1:36.125	265	9	23.113	27.646	18.205	26.993	1:35.957	257
3	23.104	27.665	18.219	26.851	1:35.839	261	48 Shinya MIKAMI (QLD) (17th)						
4	22.962	27.700	18.329	27.107	1:36.098	263	1	32.319	29.774	19.561	28.922	1:50.576	207
5	23.043	27.694	18.384	26.971	1:36.092	263	2	24.365	28.901	19.252	27.977	1:40.495	253
6	23.035	27.793	18.311	27.228	1:36.367	262	3	24.163	28.749	19.386	28.235	1:40.533	253
7	23.657	27.912	18.399	26.909	1:36.877	252	4	24.392	29.071	19.471	28.418	1:41.352	251
8	23.633	28.337	18.526	27.226	1:37.722	263	5	24.649	28.817	19.274	28.141	1:40.881	251
9	23.219	27.641	18.525	27.070	1:36.455	257	6	24.498	28.783	19.373	28.458	1:41.112	249
10	23.271	27.591	18.360	27.266	1:36.488	257	7	24.427	28.631	19.083	27.925	1:40.066	253
26 Cameron SWAIN (QLD) (7th)							8	24.252	28.720	19.166	28.174	1:40.312	249
1	29.731	28.307	18.306	27.251	1:43.595	200	9	24.593	28.784	19.195	28.166	1:40.738	248
2	23.065	33.694	18.620	27.173	1:42.552	263	10	24.383	28.652	19.171	28.483	1:40.689	248
3	23.201	28.441	18.353	27.293	1:37.288	262	49 Jake FARNSWORTH (NSW) (4th)						
4	23.210	28.069	18.470	27.415	1:37.164	262	1	29.287	27.539	18.048	26.988	1:41.862	203
5	23.236	28.146	18.595	27.747	1:37.724	255	2	22.978	27.670	18.224	26.879	1:35.751	262
6	23.256	27.977	18.578	27.424	1:37.235	255	3	23.139	27.697	18.346	26.940	1:36.122	265
7	23.313	27.957	18.410	27.206	1:36.886	255	4	23.097	27.666	18.569	27.173	1:36.505	257
8	23.097	28.106	18.401	27.330	1:36.934	255	5	23.288	27.673	18.396	27.152	1:36.509	262
9	23.083	27.967	18.510	27.648	1:37.208	258	6	23.285	28.237	18.427	27.111	1:37.060	262
10	23.283	28.188	18.476	27.312	1:37.259	254	7	23.284	27.876	18.494	26.949	1:36.603	261
37 Jack MAHAFFY (VIC) (1st)							8	23.450	27.747	18.579	27.243	1:37.019	263
1	28.879	27.368	18.243	26.689	1:41.179	193	9	23.622	27.775	18.538	27.259	1:37.194	253
2	23.073	27.755	18.308	26.967	1:36.103	259	10	23.724	27.692	18.775	29.461	1:39.652	255
3	23.320	27.379	18.240	26.776	1:35.715	259	51 Sam PEZZETTA (SA) (12th)						
4	23.095	28.296	18.492	26.817	1:36.700	257	1	30.887	29.183	19.036	27.679	1:46.785	196
5	23.105	27.525	18.185	26.663	1:35.478	255	2	23.646	28.569	18.645	27.528	1:38.388	254
6	23.209	27.466	18.259	26.908	1:35.842	257							



Chief Timekeeper - Scott Lang



Race Director - Tom Williams



KAWASAKI SUPERSPORT

Race 3

Date: 23/02/25
Event: R10
Weather: Sunny - Temp: 22.4C
Track: Dry - Temp: 36.5C


Started at: 11:30:48
Laps: 10
Starters: 22
Posted at: 11:53 AM

PROVISIONAL SECTOR TIMES

Lap	Sector 1	Sector 2	Sector 3	Sector 4	Lap Time	Spd	Lap	Sector 1	Sector 2	Sector 3	Sector 4	Lap Time	Spd
3	23.708	28.162	18.587	27.592	1:38.049	252	8	23.095	27.814	18.215	26.936	1:36.060	260
4	23.771	28.241	18.649	27.513	1:38.174	246	9	22.938	27.577	18.094	26.662	1:35.271	262
5	23.634	28.364	18.646	27.600	1:38.244	248	10	22.894	27.453	18.087	26.660	1:35.094	259
6	23.701	28.368	18.549	27.540	1:38.158	251	72 Ryder GILBERT (SA) (14th)						
7	24.003	28.473	18.684	27.593	1:38.753	247	1	30.529	28.910	18.890	27.568	1:45.897	202
8	23.831	28.241	18.634	27.578	1:38.284	245	2	23.804	28.722	18.838	27.866	1:39.230	252
9	24.309	28.394	18.615	27.743	1:39.061	240	3	24.029	28.877	18.661	27.488	1:39.055	251
10	23.901	28.525	18.775	27.810	1:39.011	248	4	23.761	28.468	18.727	27.253	1:38.209	258
55 Callum MORRISON (SA) (18th)							5	24.209	28.553	18.970	27.491	1:39.223	248
1	32.214	30.480	19.257	28.853	1:50.804	202	6	24.121	28.382	19.070	27.423	1:38.996	251
2	24.321	29.328	19.196	28.310	1:41.155	257	7	23.720	28.880	18.931	27.519	1:39.050	252
3	24.209	29.462	19.100	28.645	1:41.416	249	8	24.072	28.798	19.014	27.916	1:39.800	249
4	24.734	29.877	19.381	28.901	1:42.893	244	9	24.281	28.821	19.113	28.034	1:40.249	245
5	24.562	29.374	19.184	28.815	1:41.935	243	10	24.291	28.877	19.225	28.179	1:40.572	241
6	24.816	29.291	19.179	28.662	1:41.948	244	87 Brock QUINLAN (SA) (19th)						
7	24.733	29.863	19.234	28.593	1:42.423	242	1	33.140	30.319	20.484	28.984	1:52.927	206
8	24.552	29.492	19.386	28.744	1:42.174	242	2	25.509	29.766	19.739	28.693	1:43.707	247
9	24.619	29.575	19.270	28.828	1:42.292	243	3	25.419	29.698	19.841	28.733	1:43.691	245
10	25.229	30.369	20.019	29.159	1:44.776	240	4	25.264	29.604	19.815	28.591	1:43.274	243
65 Will NASSIF (NSW) (8th)							5	25.430	29.657	19.805	28.645	1:43.537	243
1	29.924	28.941	18.535	27.540	1:44.940	205	6	25.458	29.551	19.889	28.751	1:43.649	244
2	23.513	28.044	18.640	27.761	1:37.958	258	7	25.325	29.624	19.896	28.849	1:43.694	243
3	23.605	28.223	18.714	27.727	1:38.269	257	8	25.269	29.511	19.715	28.833	1:43.328	243
4	23.675	28.243	18.833	27.812	1:38.563	254	9	25.278	29.717	19.925	28.725	1:43.645	242
5	23.878	28.171	18.739	27.783	1:38.571	252	10	25.084	29.455	19.619	28.360	1:42.518	245
6	23.482	28.003	18.554	27.395	1:37.434	255	279 Hayden NELSON (NSW) (3rd)						
7	23.469	27.834	18.427	27.307	1:37.037	260	1	29.237	28.034	18.477	27.017	1:42.765	204
8	23.297	27.980	18.456	27.330	1:37.063	257	2	23.198	27.688	18.276	26.731	1:35.893	260
9	23.217	27.993	18.621	27.569	1:37.400	260	3	23.079	27.912	18.344	26.750	1:36.085	259
10	23.542	28.059	18.681	27.478	1:37.760	255	4	23.032	27.632	18.475	26.946	1:36.085	258
69 Archie McDONALD (NSW) (2nd)							5	23.072	27.617	18.319	26.955	1:35.963	259
1	28.748	28.747	18.112	27.131	1:42.738	195	6	23.331	28.349	18.321	27.111	1:37.112	259
2	22.888	27.721	18.126	26.584	1:35.319	263	7	23.270	28.301	18.489	26.902	1:36.962	263
3	23.065	27.721	18.359	26.535	1:35.680	266	8	23.369	27.869	18.419	26.947	1:36.604	258
4	22.904	27.618	18.516	26.870	1:35.908	260	9	23.442	28.091	18.467	27.307	1:37.307	253
5	22.991	27.534	18.227	26.727	1:35.479	257	10	23.402	27.692	18.288	26.978	1:36.360	257
6	23.130	27.507	18.225	26.803	1:35.665	258							
7	23.259	28.985	18.279	26.668	1:37.191	256							

*** Rider 22 (Declan VAN ROSMALEN (VIC)) - 10 second penalty imposed by Clerk of Course for jumped start ***

The results are provisional until the expiration of the time limit for protests and appeals.



Chief Timekeeper - Scott Lang



Race Director - Tom Williams

