

**SW-MOTECH SUPERBIKE**
**Race 3**

Date: **23/02/25**  
Event: **R12**  
Weather: **Mostly Cloudy - Temp: 21.7C**  
Track: **Dry - Temp: 37.7C**

Started at: **13:41:14**  
Laps: **11**  
Starters: **24**  
Posted at: **2:11 PM**

**PROVISIONAL CLASSIFICATION**


Pos	No	Name	Machine	Laps	Race Time	Behind Leader	Behind Prev	Fastest Lap	On Lap
1	1	Josh WATERS (VIC) / McMartin Racing	Ducati V4R	11	17:03.290			1:32.186	2
2	46	Mike JONES (QLD) / Yamaha Racing Team / Shop Yamaha / Yamalube / Pirelli	Yamaha YZF-R1	11	17:05.398	2.108	2.108	1:32.224	7
3	13	Anthony WEST (QLD) / Addicted to Track	Yamaha YZF-R1	11	17:05.436	2.146	.038	1:32.517	3
4	3	Cameron DUNKER (NSW) / MotoGo Yamaha Race Team / GYTR / YRD / Alpinestars / KYT Helmets / Yamaha	Yamaha YZF-R1	11	17:15.954	12.664	10.518	1:33.143	2
5	20	Jonathan NAHLOUS (NSW) / Complete AV / Alpinestars / Yamaha YRD / Anderson Stands / Shark Helmets	Yamaha YZF-R1	11	17:20.325	17.035	4.371	1:33.363	2
6	308	John LYTRAS (QLD) / Caboolture Yamaha / Ricondi / Race & Road	Yamaha YZF-R1	11	17:25.768	22.478	5.443	1:33.627	3
7	27	Max STAUFFER (NSW) / Yamaha Racing Team / Shop Yamaha / Yamalube / Pirelli	Yamaha YZF-R1	11	17:28.737	25.447	2.969	1:33.564	8
8	82	Ryan YANKO (QLD) / Addicted To Track	Yamaha YZF-R1	11	17:30.116	26.826	1.379	1:34.192	8
9	33	Jack FAVELLE (NSW) / Addicted to Track / Favelle Enterprises / Kabuto Helmets / Fuspport Boots	Yamaha YZF-R1	11	17:30.127	26.837	.011	1:34.004	8
10	71	Tom EDWARDS (NSW) / Motoschool Racing School / Yamaha / GoPro / Monster	Yamaha YZF-R1	11	17:36.488	33.198	6.361	1:34.276	7
11	12	Matt WALTERS (NSW) / Newcastle Hino	Aprilia RSV4	11	17:37.446	34.156	.958	1:34.596	2
12	61	Arthur SISIS (SA) / Stop & Seal Racing / Shoei / Alpinestars	Yamaha YZF-R1	11	17:44.748	41.458	7.302	1:34.929	7
13	70	Mohamad AIZUDDIN (VIC) / Portbike Racing / Hype Motorsport / CCAU	BMW M RR	11	17:51.911	48.621	7.163	1:36.000	10
14	10	Noel MAHON (VIC) / IRT M-sports / SE Suspensions / YRD / Race & Road / RS Pipe & Civil	Yamaha YZF-R1	11	17:55.364	52.074	3.453	1:36.258	6
15	8	Charles HOLDING (SA) / MotoJet Garage / The Grinning Dingo	Yamaha YZF-R1	11	17:57.938	54.648	2.574	1:36.811	7
16	77	Adam SENIOR (WA) / Senior Engineering / Pirelli / Cullys Yamaha / MarinePro West / Silkolene	Yamaha YZF-R1	11	17:59.446	56.156	1.508	1:36.631	7
17	28	Josh SODERLAND (NSW) / Gowanloch M-cycles / Smash Media / Papa Macros / 4SR / Pirelli	Yamaha YZF-R1	11	18:04.501	1:01.211	5.055	1:36.373	9
18	92	Kota HIGUCHI (JAP) / H.L.O. Racing	Suzuki GSXR	11	18:06.392	1:03.102	1.891	1:36.859	5
19	60	Paul LINKENBAGH (NSW) / Tyrepower Smash Brand Group / 4SR Australia	Yamaha YZF-R1	11	18:18.508	1:15.218	12.116	1:38.403	2
20	64	Michael KEMP (SA) / SA Pool and Spa Services / Lee's Spot on M-cycles / SM Fabrications	Yamaha YZF-R1	11	18:34.237	1:30.947	15.729	1:39.915	2
21	94	Mitchell CARR (WA) / Campbell Road Automotive & M-cycles	Honda CBR RR	10	17:44.242	1 Lap		1:43.931	10
DNF	14	Glenn ALLERTON (NSW) / Superbike Advocates Racing	Ducati V4R	7	10:56.249	3 Laps		1:32.539	3
DNF	65	Cru HALLIDAY (NSW) / Stop & Seal Racing	Yamaha YZF-R1	7	11:05.022	3 Laps	8.773	1:33.615	6
DNF	7	Tom TOPARIS (NSW) / Stop & Seal Racing / KYT / Leda / Koda / Ganter Group	Yamaha YZF-R1	4	6:26.424	6 Laps		1:34.743	4
DNF	11	Broc PEARSON (QLD) / DesmoSport Ducati	Ducati V4R	0		10 Laps			

Fastest Lap was 1:32.186 by 1 Josh WATERS (VIC)


Current race lap record for SBK class - 1:30.790 by Harrison VOIGHT (QLD) on a Ducati V4R set on 24/02/24

\*\*\* Rider 28 (Josh SODERLAND (NSW)) - 10 second penalty imposed by Clerk of Course for jumped start \*\*\*

The results are provisional until the expiration of the time limit for protests and appeals.



Chief Timekeeper - Scott Lang



Race Director - Tom Williams



**SW-MOTECH SUPERBIKE**
**Race 3**

Date: **23/02/25**  
Event: **R12**  
Weather: **Mostly Cloudy - Temp: 21.7C**  
Track: **Dry - Temp: 37.7C**


Started at: **13:41:14**  
Laps: **11**  
Starters: **24**  
Posted at: **2:11 PM**

**PROVISIONAL LAP TIMES**

No	Name	Lap 1	Lap 2	Lap 3	Lap 4	Lap 5	Lap 6	Lap 7	Lap 8	Lap 9	Lap 10	Lap 11
1	Josh WATERS (VIC)	1:37.665	<b>1:32.186</b>	1:32.230	1:32.242	1:32.390	1:32.375	1:32.508	1:32.554	1:32.623	1:32.979	1:33.538
3	Cameron DUNKER (NSW)	1:38.348	<b>1:33.143</b>	1:33.948	1:33.228	1:33.387	1:33.567	1:33.503	1:33.659	1:34.532	1:34.233	1:34.406
7	Tom TOPARIS (NSW)	1:42.006	1:34.904	1:34.771	<b>1:34.743</b>							
8	Charles HOLDING (SA)	1:45.303	1:37.570	1:37.669	1:36.819	1:37.464	1:37.879	<b>1:36.811</b>	1:36.954	1:37.579	1:36.851	1:37.039
10	Noel MAHON (VIC)	1:46.685	1:36.681	1:37.233	1:36.800	1:37.376	<b>1:36.258</b>	1:36.369	1:36.668	1:37.183	1:37.318	1:36.793
12	Matt WALTERS (NSW)	1:42.375	<b>1:34.596</b>	1:34.889	1:35.039	1:35.809	1:35.688	1:35.153	1:35.753	1:36.167	1:35.909	1:36.068
13	Anthony WEST (QLD)	1:38.423	1:33.067	<b>1:32.517</b>	1:32.594	1:32.756	1:32.865	1:32.545	1:32.635	1:32.738	1:32.610	1:32.686
14	Glenn ALLERTON (NSW)	1:38.819	1:33.038	<b>1:32.539</b>	1:32.945	1:32.843	1:33.106	1:32.959				
20	Jonathan NAHLOUS (NSW)	1:39.330	<b>1:33.363</b>	1:33.588	1:33.974	1:33.806	1:34.365	1:33.890	1:34.334	1:34.346	1:34.655	1:34.674
27	Max STAUFFER (NSW)	1:45.650	1:36.069	1:33.791	1:33.875	1:33.836	1:34.501	1:34.295	<b>1:33.564</b>	1:33.987	1:34.834	1:34.335
28	Josh SODERLAND (NSW)	1:44.761	1:37.077	1:36.713	1:37.212	1:37.408	1:37.021	1:36.386	1:37.013	<b>1:36.373</b>	1:37.074	1:37.463
33	Jack FAVELLE (NSW)	1:41.432	1:35.011	1:34.903	1:35.022	1:36.112	1:35.668	1:34.356	<b>1:34.004</b>	1:34.438	1:34.709	1:34.472
46	Mike JONES (QLD)	1:38.366	1:33.087	1:32.483	1:32.917	1:33.033	1:33.263	<b>1:32.224</b>	1:32.236	1:32.733	1:32.695	1:32.361
60	Paul LINKENBAGH (NSW)	1:46.800	<b>1:38.403</b>	1:38.641	1:38.492	1:39.036	1:39.795	1:39.420	1:39.619	1:39.179	1:39.516	1:39.607
61	Arthur SISSIS (SA)	1:47.391	1:36.098	1:36.365	1:36.318	1:36.666	1:35.179	<b>1:34.929</b>	1:34.980	1:35.822	1:35.418	1:35.582
64	Michael KEMP (SA)	1:48.770	<b>1:39.915</b>	1:40.072	1:40.521	1:41.520	1:41.057	1:40.105	1:40.434	1:41.090	1:40.477	1:40.276
65	Cru HALLIDAY (NSW)	1:41.316	1:33.971	1:34.049	1:33.627	1:34.075	<b>1:33.615</b>	1:34.369				
70	Mohamad AIZUDDIN (VIC)	1:44.530	1:37.799	1:37.482	1:36.667	1:36.881	1:37.113	1:36.281	1:36.416	1:36.069	<b>1:36.000</b>	1:36.673
71	Tom EDWARDS (NSW)	1:47.364	1:35.500	1:35.547	1:34.444	1:35.224	1:34.865	<b>1:34.276</b>	1:34.470	1:34.424	1:35.208	1:35.166
77	Adam SENIOR (WA)	1:45.564	1:37.462	1:38.071	1:36.984	1:36.916	1:36.924	<b>1:36.631</b>	1:37.641	1:37.570	1:37.960	1:37.723
82	Ryan YANKO (QLD)	1:42.856	1:34.651	1:34.727	1:34.719	1:35.562	1:34.929	1:34.581	<b>1:34.192</b>	1:34.193	1:34.976	1:34.730
92	Kota HIGUCHI (JAP)	1:47.349	1:37.915	1:37.553	1:37.109	<b>1:36.859</b>	1:38.770	1:38.021	1:38.239	1:38.196	1:38.762	1:37.619
94	Mitchell CARR (WA)	1:53.634	1:45.194	1:45.138	1:48.148	1:47.180	1:45.062	1:46.848	1:45.112	1:43.995	<b>1:43.931</b>	
308	John LYTRAS (QLD)	1:41.459	1:33.854	<b>1:33.627</b>	1:33.760	1:34.181	1:34.523	1:34.163	1:35.397	1:34.967	1:34.787	1:35.050

\*\*\* Rider 28 (Josh SODERLAND (NSW)) - 10 second penalty imposed by Clerk of Course for jumped start \*\*\*

The results are provisional until the expiration of the time limit for protests and appeals.



Chief Timekeeper - Scott Lang



Race Director - Tom Williams




**SW-MOTECH SUPERBIKE**
**Race 3**

Date: **23/02/25**  
Event: **R12**  
Weather: **Mostly Cloudy - Temp: 21.7C**  
Track: **Dry - Temp: 37.7C**


Started at: **13:41:14**  
Laps: **11**  
Starters: **24**  
Posted at: **2:11 PM**

**PROVISIONAL SECTOR TIMES**

Lap	Sector 1	Sector 2	Sector 3	Sector 4	Lap Time	Spd	Lap	Sector 1	Sector 2	Sector 3	Sector 4	Lap Time	Spd
<b>1 Josh WATERS (VIC) (1st)</b>							8	23.334	27.837	18.574	27.209	1:36.954	286
1	27.547	26.556	17.708	25.854	1:37.665	222	9	23.625	28.121	18.694	27.139	1:37.579	270
2	22.209	<b>26.451</b>	<b>17.684</b>	25.842	<b>1:32.186</b>	295	10	23.521	<b>27.611</b>	<b>18.555</b>	27.164	1:36.851	286
3	22.054	26.600	17.686	25.890	1:32.230	297	11	23.292	27.848	18.708	27.191	1:37.039	283
4	<b>22.041</b>	26.609	17.777	<b>25.815</b>	1:32.242	297	<b>10 Noel MAHON (VIC) (14th)</b>						
5	22.126	26.617	17.819	25.828	1:32.390	296	1	31.880	28.984	18.764	27.057	1:46.685	224
6	22.119	26.634	17.737	25.885	1:32.375	297	2	23.276	27.891	18.592	26.922	1:36.681	276
7	22.142	26.730	17.767	25.869	1:32.508	296	3	23.572	28.077	18.647	26.937	1:37.233	282
8	22.186	26.789	17.727	25.852	1:32.554	297	4	23.425	27.875	<b>18.536</b>	26.964	1:36.800	267
9	22.168	26.729	17.799	25.927	1:32.623	297	5	23.356	28.032	18.723	27.265	1:37.376	275
10	22.204	26.820	17.878	26.077	1:32.979	297	6	<b>22.997</b>	27.882	18.578	<b>26.801</b>	<b>1:36.258</b>	280
11	22.300	26.844	17.950	26.444	1:33.538	295	7	23.033	<b>27.825</b>	18.682	26.829	1:36.369	281
<b>3 Cameron DUNKER (NSW) (4th)</b>							8	23.170	27.954	18.665	26.879	1:36.668	278
1	27.853	26.715	17.715	26.065	1:38.348	219	9	23.264	27.966	18.740	27.213	1:37.183	273
2	22.609	<b>26.626</b>	17.848	<b>26.060</b>	<b>1:33.143</b>	284	10	23.407	28.115	18.813	26.983	1:37.318	278
3	23.205	26.811	17.842	26.090	1:33.948	289	11	23.124	27.947	18.700	27.022	1:36.793	279
4	<b>22.395</b>	26.855	<b>17.838</b>	26.140	1:33.228	290	<b>12 Matt WALTERS (NSW) (11th)</b>						
5	22.479	26.866	17.925	26.117	1:33.387	288	1	30.221	27.660	18.264	26.230	1:42.375	228
6	22.494	27.013	17.892	26.168	1:33.567	290	2	22.905	<b>27.308</b>	18.105	<b>26.278</b>	<b>1:34.596</b>	285
7	22.569	26.865	17.909	26.160	1:33.503	285	3	22.895	27.513	<b>18.080</b>	26.401	1:34.889	281
8	22.597	27.010	17.909	26.143	1:33.659	284	4	22.958	27.415	18.160	26.506	1:35.039	273
9	23.081	26.971	17.999	26.481	1:34.532	285	5	22.873	27.416	18.579	26.941	1:35.809	293
10	22.761	27.103	17.992	26.377	1:34.233	282	6	22.952	27.953	18.294	26.489	1:35.688	281
11	22.744	27.033	18.051	26.578	1:34.406	282	7	<b>22.869</b>	27.391	18.243	26.650	1:35.153	287
<b>7 Tom TOPARIS (NSW) (DNF)</b>							8	22.968	27.585	18.370	26.830	1:35.753	284
1	30.380	27.238	18.151	26.237	1:42.006	225	9	23.148	27.696	18.387	26.936	1:36.167	283
2	22.814	27.411	18.235	26.444	1:34.904	289	10	23.076	27.750	18.333	26.750	1:35.909	283
3	<b>22.650</b>	<b>27.376</b>	18.276	26.469	1:34.771	293	11	23.580	27.460	18.239	26.789	1:36.068	277
4	22.780	27.423	<b>18.190</b>	<b>26.350</b>	<b>1:34.743</b>	290	<b>13 Anthony WEST (QLD) (3rd)</b>						
<b>8 Charles HOLDING (SA) (15th)</b>							1	28.076	26.723	17.758	25.866	1:38.423	216
1	31.177	28.245	18.709	27.172	1:45.303	222	2	22.615	26.783	17.892	<b>25.777</b>	1:33.067	283
2	23.518	28.017	18.709	27.326	1:37.570	290	3	22.260	26.708	17.646	25.903	<b>1:32.517</b>	290
3	23.580	28.098	18.727	27.264	1:37.669	287	4	22.199	26.659	<b>17.589</b>	26.147	1:32.594	293
4	23.396	27.700	18.594	<b>27.129</b>	1:36.819	287	5	22.556	26.676	17.620	25.904	1:32.756	286
5	23.289	27.869	18.833	27.473	1:37.464	288	6	22.344	26.724	17.677	26.120	1:32.865	286
6	24.034	28.032	18.644	27.169	1:37.879	263	7	22.334	26.616	17.694	25.901	1:32.545	285
7	<b>23.193</b>	27.753	18.632	27.233	<b>1:36.811</b>	286	8	22.258	26.680	17.736	25.961	1:32.635	286



Chief Timekeeper - Scott Lang



Race Director - Tom Williams




**SW-MOTECH SUPERBIKE**
**Race 3**

Date: **23/02/25**  
Event: **R12**  
Weather: **Mostly Cloudy - Temp: 21.7C**  
Track: **Dry - Temp: 37.7C**

Started at: **13:41:14**  
Laps: **11**  
Starters: **24**  
Posted at: **2:11 PM**

**PROVISIONAL SECTOR TIMES**

Lap	Sector 1	Sector 2	Sector 3	Sector 4	Lap Time	Spd	Lap	Sector 1	Sector 2	Sector 3	Sector 4	Lap Time	Spd
9	22.301	26.719	17.613	26.105	1:32.738	286	1	31.490	28.164	18.523	26.584	1:44.761	225
10	22.269	26.694	17.687	25.960	1:32.610	286	2	23.764	27.614	18.600	27.099	1:37.077	283
11	<b>22.156</b>	<b>26.559</b>	17.694	26.277	1:32.686	286	3	23.456	27.743	18.608	26.906	1:36.713	278
							4	23.411	27.732	18.932	27.137	1:37.212	278
							5	23.712	27.940	18.720	27.036	1:37.408	277
<b>14 Glenn ALLERTON (NSW) (DNF)</b>							6	<b>23.326</b>	27.859	<b>18.447</b>	27.389	1:37.021	279
1	28.277	26.803	17.781	25.958	1:38.819	229	7	23.338	27.809	18.512	<b>26.727</b>	1:36.386	277
2	22.490	26.913	17.756	<b>25.879</b>	1:33.038	303	8	23.627	27.949	18.652	26.785	1:37.013	278
3	22.181	<b>26.716</b>	<b>17.700</b>	25.942	<b>1:32.539</b>	301	9	23.443	<b>27.586</b>	18.500	26.844	<b>1:36.373</b>	281
4	22.184	26.765	17.832	26.164	1:32.945	302	10	23.405	28.036	18.636	26.997	1:37.074	279
5	22.229	26.834	17.762	26.018	1:32.843	302	11	23.670	27.844	18.760	27.189	1:37.463	278
6	<b>22.059</b>	26.779	17.857	26.411	1:33.106	300							
7	22.173	26.865	17.865	26.056	1:32.959	293							
							<b>33 Jack FAVELLE (NSW) (9th)</b>						
							1	29.733	27.228	18.263	26.208	1:41.432	223
<b>20 Jonathan NAHLOUS (NSW) (5th)</b>							2	22.755	27.554	<b>17.997</b>	26.705	1:35.011	284
1	28.626	26.916	17.749	26.039	1:39.330	224	3	22.685	27.303	18.319	26.596	1:34.903	286
2	<b>22.459</b>	<b>26.966</b>	<b>17.710</b>	<b>26.228</b>	<b>1:33.363</b>	294	4	22.838	27.375	18.206	26.603	1:35.022	282
3	22.504	27.024	17.825	26.235	1:33.588	291	5	23.071	27.354	18.562	27.125	1:36.112	283
4	22.507	27.236	17.829	26.402	1:33.974	290	6	22.937	27.727	18.176	26.828	1:35.668	282
5	22.515	27.022	17.916	26.353	1:33.806	287	7	22.569	27.350	18.135	26.302	1:34.356	289
6	22.527	27.135	18.118	26.585	1:34.365	287	8	22.597	<b>27.155</b>	18.021	26.231	<b>1:34.004</b>	288
7	22.535	27.094	17.903	26.358	1:33.890	286	9	22.708	27.177	18.075	26.478	1:34.438	286
8	22.571	27.216	17.907	26.640	1:34.334	287	10	<b>22.555</b>	27.838	18.114	<b>26.202</b>	1:34.709	288
9	22.651	27.200	17.965	26.530	1:34.346	285	11	22.734	27.283	18.104	26.351	1:34.472	288
10	22.738	27.216	18.005	26.696	1:34.655	286							
11	22.817	27.290	18.022	26.545	1:34.674	284							
							<b>46 Mike JONES (QLD) (2nd)</b>						
<b>27 Max STAUFFER (NSW) (7th)</b>							1	27.960	26.747	17.729	25.930	1:38.366	216
1	30.804	29.707	18.681	26.458	1:45.650	213	2	22.521	26.846	17.858	25.862	1:33.087	290
2	23.335	27.449	18.565	26.720	1:36.069	295	3	22.189	26.533	17.728	26.033	1:32.483	292
3	22.549	27.026	18.033	26.183	1:33.791	291	4	22.201	26.595	17.679	26.442	1:32.917	290
4	22.565	27.091	<b>17.989</b>	26.230	1:33.875	289	5	22.457	26.759	17.795	26.022	1:33.033	291
5	22.694	<b>26.874</b>	18.115	26.153	1:33.836	293	6	22.122	27.112	17.834	26.195	1:33.263	293
6	22.734	27.375	18.181	26.211	1:34.501	298	7	22.084	26.604	17.736	<b>25.800</b>	<b>1:32.224</b>	291
7	22.670	27.272	18.154	26.199	1:34.295	294	8	<b>22.053</b>	26.555	17.716	25.912	1:32.236	293
8	<b>22.474</b>	26.877	18.083	<b>26.130</b>	<b>1:33.564</b>	290	9	22.320	26.753	17.646	26.014	1:32.733	292
9	22.599	26.990	18.144	26.254	1:33.987	290	10	22.252	26.695	17.828	25.920	1:32.695	292
10	22.641	27.592	18.172	26.429	1:34.834	290	11	22.108	<b>26.499</b>	<b>17.580</b>	26.174	1:32.361	293
11	22.619	27.139	18.183	26.394	1:34.335	289							
<b>28 Josh SODERLAND (NSW) (17th)</b>							<b>60 Paul LINKENBAGH (NSW) (19th)</b>						
							1	31.666	28.597	19.312	27.225	1:46.800	222



Chief Timekeeper - Scott Lang



Race Director - Tom Williams



**SW-MOTECH SUPERBIKE**


**Race 3**

Date: 23/02/25  
Event: R12  
Weather: Mostly Cloudy - Temp: 21.7C  
Track: Dry - Temp: 37.7C

Started at: 13:41:14  
Laps: 11  
Starters: 24  
Posted at: 2:11 PM

**PROVISIONAL SECTOR TIMES**

Lap	Sector 1	Sector 2	Sector 3	Sector 4	Lap Time	Spd	Lap	Sector 1	Sector 2	Sector 3	Sector 4	Lap Time	Spd
2	23.694	28.578	19.000	<b>27.131</b>	<b>1:38.403</b>	269	3	23.029	26.967	<b>17.857</b>	26.196	1:34.049	289
3	23.867	<b>28.376</b>	18.963	27.435	1:38.641	273	4	22.647	26.893	17.884	26.203	1:33.627	294
4	<b>23.602</b>	28.403	<b>18.930</b>	27.557	1:38.492	276	5	22.844	27.160	17.951	<b>26.120</b>	1:34.075	294
5	23.845	28.594	18.982	27.615	1:39.036	272	6	<b>22.535</b>	<b>26.852</b>	17.874	26.354	<b>1:33.615</b>	297
6	23.769	28.783	19.265	27.978	1:39.795	270	7	22.578	27.327	18.067	26.397	1:34.369	290
7	23.895	28.624	18.994	27.907	1:39.420	273							
8	23.950	28.577	19.353	27.739	1:39.619	273	<b>70 Mohamad AIZUDDIN (VIC) (13th)</b>						
9	23.627	28.501	19.015	28.036	1:39.179	271	1	30.936	28.168	18.625	26.801	1:44.530	232
10	23.755	28.684	19.305	27.772	1:39.516	269	2	23.815	27.682	18.919	27.383	1:37.799	286
11	23.753	28.743	19.245	27.866	1:39.607	273	3	23.439	28.533	18.710	26.800	1:37.482	286
							4	23.526	27.776	18.573	26.792	1:36.667	281
<b>61 Arthur SISSIS (SA) (12th)</b>							5	23.250	28.305	18.692	26.634	1:36.881	289
1	33.632	28.429	18.968	26.362	1:47.391	216	6	23.302	<b>27.484</b>	18.539	27.788	1:37.113	286
2	23.370	27.768	18.305	26.655	1:36.098	284	7	23.259	27.511	18.852	26.659	1:36.281	281
3	23.265	27.921	18.623	26.556	1:36.365	290	8	23.318	27.744	18.626	26.728	1:36.416	291
4	23.646	27.734	18.523	26.415	1:36.318	279	9	23.407	27.554	<b>18.512</b>	<b>26.596</b>	1:36.069	281
5	23.425	27.948	18.691	26.602	1:36.666	287	10	<b>23.232</b>	27.489	18.598	26.681	<b>1:36.000</b>	283
6	<b>22.920</b>	27.429	18.331	26.499	1:35.179	281	11	23.271	28.219	18.527	26.656	1:36.673	286
7	22.962	27.370	18.199	<b>26.398</b>	<b>1:34.929</b>	281							
8	23.001	<b>27.367</b>	<b>18.194</b>	26.418	1:34.980	279	<b>71 Tom EDWARDS (NSW) (10th)</b>						
9	23.139	27.423	18.481	26.779	1:35.822	283	1	34.144	27.986	18.982	26.252	1:47.364	222
10	23.015	27.467	18.290	26.646	1:35.418	281	2	23.229	27.462	18.403	26.406	1:35.500	298
11	23.017	27.518	18.383	26.664	1:35.582	282	3	22.984	27.415	18.437	26.711	1:35.547	295
							4	22.647	27.309	18.020	26.468	1:34.444	286
<b>64 Michael KEMP (SA) (20th)</b>							5	22.769	27.402	18.330	26.723	1:35.224	286
1	32.535	29.142	19.398	27.695	1:48.770	229	6	22.838	27.256	18.288	26.483	1:34.865	287
2	<b>23.928</b>	28.921	19.227	27.839	<b>1:39.915</b>	281	7	22.802	27.297	<b>17.998</b>	<b>26.179</b>	<b>1:34.276</b>	286
3	24.357	28.903	19.211	<b>27.601</b>	1:40.072	273	8	22.690	27.389	18.007	26.384	1:34.470	287
4	24.668	<b>28.612</b>	19.238	28.003	1:40.521	265	9	<b>22.596</b>	27.325	18.087	26.416	1:34.424	287
5	25.255	29.001	19.293	27.971	1:41.520	244	10	22.905	27.572	18.161	26.570	1:35.208	290
6	24.555	28.997	19.723	27.782	1:41.057	268	11	23.477	<b>27.120</b>	18.078	26.491	1:35.166	283
7	24.322	28.731	<b>19.165</b>	27.887	1:40.105	272							
8	24.416	28.818	19.321	27.879	1:40.434	271	<b>77 Adam SENIOR (WA) (16th)</b>						
9	24.478	29.377	19.359	27.876	1:41.090	269	1	31.303	28.600	18.538	27.123	1:45.564	225
10	24.362	28.824	19.300	27.991	1:40.477	265	2	23.660	27.949	18.611	27.242	1:37.462	278
11	24.417	28.789	19.310	27.760	1:40.276	274	3	23.613	28.766	18.595	27.097	1:38.071	280
							4	23.356	28.133	18.488	27.007	1:36.984	282
<b>65 Cru HALLIDAY (NSW) (DNF)</b>							5	<b>23.267</b>	28.149	18.487	27.013	1:36.916	282
1	29.636	27.205	18.189	26.286	1:41.316	222	6	23.474	27.993	<b>18.395</b>	27.062	1:36.924	278
2	22.791	27.024	17.920	26.236	1:33.971	293	7	23.302	<b>27.923</b>	18.457	<b>26.949</b>	<b>1:36.631</b>	279

  
Chief Timekeeper - Scott Lang

  
Race Director - Tom Williams



**SW-MOTECH SUPERBIKE**

**Race 3**

Date: 23/02/25

Event: R12

Weather: Mostly Cloudy - Temp: 21.7C

Track: Dry - Temp: 37.7C

Started at: 13:41:14

Laps: 11

Starters: 24


Posted at: 2:11 PM

**PROVISIONAL SECTOR TIMES**

Lap	Sector 1	Sector 2	Sector 3	Sector 4	Lap Time	Spd	Lap	Sector 1	Sector 2	Sector 3	Sector 4	Lap Time	Spd
8	23.328	28.415	18.618	27.280	1:37.641	279	11	23.507	28.005	18.784	27.323	1:37.619	275
9	23.636	28.197	18.507	27.230	1:37.570	275							
10	23.494	28.567	18.641	27.258	1:37.960	274	<b>94 Mitchell CARR (WA) (21th)</b>						
11	23.580	28.206	18.680	27.257	1:37.723	277	1	34.101	30.249	20.300	28.984	1:53.634	210
							2	26.278	29.998	20.093	28.825	1:45.194	233
<b>82 Ryan YANKO (QLD) (8th)</b>							3	26.120	30.264	19.964	28.790	1:45.138	236
1	30.516	27.728	18.176	26.436	1:42.856	222	4	28.290	30.175	20.399	29.284	1:48.148	232
2	22.935	27.241	18.192	26.283	1:34.651	289	5	27.136	30.717	20.558	28.769	1:47.180	239
3	22.685	27.718	18.082	<b>26.242</b>	1:34.727	290	6	25.992	30.171	20.103	28.796	1:45.062	231
4	22.860	27.380	18.106	26.373	1:34.719	291	7	25.986	31.926	20.235	28.701	1:46.848	240
5	23.021	27.412	18.230	26.899	1:35.562	281	8	26.031	30.309	<b>19.905</b>	28.867	1:45.112	234
6	22.766	27.723	<b>17.956</b>	26.484	1:34.929	285	9	<b>25.514</b>	29.835	20.017	28.629	1:43.995	244
7	22.776	27.358	18.049	26.398	1:34.581	281	10	25.608	<b>29.781</b>	19.981	<b>28.561</b>	<b>1:43.931</b>	239
8	<b>22.642</b>	27.206	18.031	26.313	<b>1:34.192</b>	282	<b>308 John LYTRAS (QLD) (6th)</b>						
9	22.701	<b>27.175</b>	18.044	26.273	1:34.193	286	1	29.876	27.183	18.266	26.134	1:41.459	222
10	22.710	27.933	17.979	26.354	1:34.976	285	2	22.872	27.086	<b>17.922</b>	<b>25.974</b>	1:33.854	282
11	22.875	27.314	18.059	26.482	1:34.730	284	3	<b>22.651</b>	<b>26.756</b>	17.929	26.291	<b>1:33.627</b>	288
<b>92 Kota HIGUCHI (JAP) (18th)</b>							4	22.707	26.785	18.041	26.227	1:33.760	277
1	32.228	28.980	18.879	27.262	1:47.349	225	5	22.848	27.018	18.104	26.211	1:34.181	281
2	23.827	28.320	18.725	27.043	1:37.915	273	6	22.936	27.112	18.184	26.291	1:34.523	282
3	23.701	28.314	18.618	<b>26.920</b>	1:37.553	283	7	22.884	26.972	18.069	26.238	1:34.163	276
4	23.530	27.979	<b>18.479</b>	27.121	1:37.109	281	8	22.818	27.686	18.345	26.548	1:35.397	281
5	23.432	<b>27.922</b>	18.484	27.021	<b>1:36.859</b>	283	9	23.050	27.271	18.057	26.589	1:34.967	277
6	<b>23.360</b>	29.092	18.792	27.526	1:38.770	283	10	22.950	27.173	18.184	26.480	1:34.787	278
7	23.558	28.138	18.772	27.553	1:38.021	278	11	22.979	27.334	18.168	26.569	1:35.050	279
8	23.604	28.251	18.897	27.487	1:38.239	275							
9	23.711	28.160	18.854	27.471	1:38.196	278							
10	23.691	28.360	18.912	27.799	1:38.762	271							

\*\*\* Rider 28 (Josh SODERLAND (NSW)) - 10 second penalty imposed by Clerk of Course for jumped start \*\*\*

The results are provisional until the expiration of the time limit for protests and appeals.

  
 Chief Timekeeper - Scott Lang

  
 Race Director - Tom Williams



**SW-MOTECH SUPERBIKE**

**Race 3**

Date: 23/02/25  
Event: R12  
Weather: Mostly Cloudy - Temp: 21.7C  
Track: Dry - Temp: 37.7C

Started at: 13:41:14  
Laps: 11  
Starters: 24  
Posted at: 2:11 PM

**PROVISIONAL FASTEST LAPS SEQUENCE**


Lap	Race Pos	No	Name	Machine	Fastest Lap	On Lap
1	1	1	Josh WATERS (VIC)	Ducati V4R	1:37.665	1
2	1	1	Josh WATERS (VIC)	Ducati V4R	1:32.186	2

\*\*\* Rider 28 (Josh SODERLAND (NSW)) - 10 second penalty imposed by Clerk of Course for jumped start \*\*\*

The results are provisional until the expiration of the time limit for protests and appeals.



Chief Timekeeper - Scott Lang



Race Director - Tom Williams



**SW-MOTECH SUPERBIKE**

**Race 3**

Date: 23/02/25  
Event: R12  
Weather: Mostly Cloudy - Temp: 21.7C  
Track: Dry - Temp: 37.7C

Started at: 13:41:14  
Laps: 11  
Starters: 24  
Posted at: 2:11 PM

**PROVISIONAL LAP SHEET**

No	Lap Time	Gap	No	Lap Time	Gap	No	Lap Time	Gap	No	Lap Time	Gap	No	Lap Time	Gap			
<b>Lap 1</b>			14	1:33.038	2.006	12	1:34.889	9.779	70	1:36.667	22.155	94	1:47.180	1:12.58	<b>Lap 6</b>		
1	1:37.665		20	1:33.363	2.842	82	1:34.727	10.153	8	1:36.819	23.038	1 1:32.375					
3	1:38.348	.683	65	1:33.971	5.436	27	1:33.791	13.429	10	1:36.800	23.076	13 1:32.865 3.134					
46	1:38.366	.701	308	1:33.854	5.462	71	1:35.547	16.330	77	1:36.984	23.758	46 1:33.263 4.061					
13	1:38.423	.758	33	1:35.011	6.592	28	1:36.713	16.470	92	1:37.109	25.603	14 1:33.106 4.202					
14	1:38.819	1.154	7	1:34.904	7.059	70	1:37.482	17.730	60	1:38.492	28.013	3 1:33.567 6.533					
20	1:39.330	1.665	12	1:34.596	7.120	61	1:36.365	17.773	64	1:40.521	34.955	20 1:34.365 9.338					
65	1:41.316	3.651	82	1:34.651	7.656	8	1:37.669	18.461	94	1:48.148	57.791	65 1:33.615 11.565					
33	1:41.432	3.767	27	1:36.069	11.868	10	1:37.233	18.518	<b>Lap 5</b>								
308	1:41.459	3.794	28	1:37.077	11.987	77	1:38.071	19.016	1	1:32.390		308 1:34.523 12.316					
7	1:42.006	4.341	70	1:37.799	12.478	92	1:37.553	20.736	13	1:32.756	2.644	82 1:34.929 18.356					
12	1:42.375	4.710	71	1:35.500	13.013	60	1:38.641	21.763	46	1:33.033	3.173	27 1:34.501 18.634					
82	1:42.856	5.191	8	1:37.570	13.022	64	1:40.072	26.676	14	1:32.843	3.471	33 1:35.668 19.060					
70	1:44.530	6.865	77	1:37.462	13.175	94	1:45.138	41.885	3	1:33.387	5.341	12 1:35.688 19.308					
28	1:44.761	7.096	10	1:36.681	13.515	<b>Lap 4</b>			20	1:33.806	7.348	71 1:34.865 23.856					
8	1:45.303	7.638	61	1:36.098	13.638	1	1:32.242		308	1:34.181	10.168	61 1:35.179 28.929					
77	1:45.564	7.899	60	1:38.403	15.352	13	1:32.594	2.278	65	1:34.075	10.325	28 1:37.021 31.104					
27	1:45.650	7.985	92	1:37.915	15.413	46	1:32.917	2.530	33	1:36.112	15.767	70 1:37.113 31.384					
10	1:46.685	9.020	64	1:39.915	18.834	14	1:32.945	3.018	82	1:35.562	15.802	10 1:36.258 31.945					
60	1:46.800	9.135	94	1:45.194	28.977	3	1:33.228	4.344	12	1:35.809	15.995	77 1:36.924 32.833					
92	1:47.349	9.684	<b>Lap 3</b>			20	1:33.974	5.932	27	1:33.836	16.508	8 1:37.879 33.616					
71	1:47.364	9.699	1	1:32.230		308	1:33.760	8.377	71	1:35.224	21.366	92 1:38.770 36.467					
61	1:47.391	9.726	46	1:32.483	1.855	65	1:33.627	8.640	61	1:36.666	26.125	60 1:39.795 42.079					
64	1:48.770	11.105	13	1:32.517	1.926	33	1:35.022	12.045	28	1:37.408	26.458	64 1:41.057 52.767					
94	1:53.634	15.969	14	1:32.539	2.315	7	1:34.743	12.101	70	1:36.881	26.646	94 1:45.062 1:25.26					
<b>Lap 2</b>			3	1:33.948	3.358	12	1:35.039	12.576	10	1:37.376	28.062	<b>Lap 7</b>					
1	1:32.186		20	1:33.588	4.200	82	1:34.719	12.630	8	1:37.464	28.112	1 1:32.508					
46	1:33.087	1.602	308	1:33.627	6.859	27	1:33.875	15.062	77	1:36.916	28.284	13 1:32.545 3.171					
13	1:33.067	1.639	65	1:34.049	7.255	71	1:34.444	18.532	92	1:36.859	30.072	46 1:32.224 3.777					
3	1:33.143	1.640	33	1:34.903	9.265	28	1:37.212	21.440	60	1:39.036	34.659	14 1:32.959 4.653					
			7	1:34.771	9.600	61	1:36.318	21.849	64	1:41.520	44.085						

*Scott Lang*  
Chief Timekeeper - Scott Lang

*Tom Williams*  
Race Director - Tom Williams





**SW-MOTECH SUPERBIKE**

**Race 3**

Date: 23/02/25  
Event: R12  
Weather: Mostly Cloudy - Temp: 21.7C  
Track: Dry - Temp: 37.7C


Started at: 13:41:14  
Laps: 11  
Starters: 24  
Posted at: 2:11 PM

**PROVISIONAL LAP SHEET**

No	Lap Time	Gap	No	Lap Time	Gap	No	Lap Time	Gap	No	Lap Time	Gap
3	1:33.503	7.528	61	1:34.980	33.776				82	1:34.730	26.826
20	1:33.890	10.720	70	1:36.416	39.019	<b>Lap 10</b>			33	1:34.472	26.837
65	1:34.369	13.426	28	1:37.013	39.441	1	1:32.979		71	1:35.166	33.198
308	1:34.163	13.971	10	1:36.668	39.920	13	1:32.610	2.998	12	1:36.068	34.156
27	1:34.295	20.421	77	1:37.641	42.043	46	1:32.695	3.285	94	1:43.931	1 lap
82	1:34.581	20.429	8	1:36.954	42.319	3	1:34.233	11.796	61	1:35.582	41.458
33	1:34.356	20.908	92	1:38.239	47.665	20	1:34.655	15.899	70	1:36.673	48.621
12	1:35.153	21.953	60	1:39.619	56.056	308	1:34.787	20.966	28	1:37.463	51.211
71	1:34.276	25.624	64	1:40.434	1:08.24	27	1:34.834	24.650	10	1:36.793	52.074
61	1:34.929	31.350				82	1:34.976	25.634	8	1:37.039	54.648
28	1:36.386	34.982	<b>Lap 9</b>			33	1:34.709	25.903	77	1:37.723	56.156
70	1:36.281	35.157	1	1:32.623		94	1:43.995	1 lap	92	1:37.619	1:03.10
10	1:36.369	35.806	13	1:32.738	3.367	71	1:35.208	31.570	60	1:39.607	1:15.21
77	1:36.631	36.956	46	1:32.733	3.569	12	1:35.909	31.626	64	1:40.276	1:30.94
8	1:36.811	37.919	3	1:34.532	10.542	61	1:35.418	39.414			
92	1:38.021	41.980	20	1:34.346	14.223	70	1:36.000	45.486			
60	1:39.420	48.991	308	1:34.967	19.158	28	1:37.074	47.286			
64	1:40.105	1:00.36	94	1:45.112	1 lap	10	1:37.318	48.819			
			27	1:33.987	22.795	8	1:36.851	51.147			
			82	1:34.193	23.637	77	1:37.960	51.971			
<b>Lap 8</b>			33	1:34.438	24.173	92	1:38.762	59.021			
1	1:32.554		12	1:36.167	28.696	60	1:39.516	1:09.14			
13	1:32.635	3.252	71	1:34.424	29.341	64	1:40.477	1:24.20			
46	1:32.236	3.459	61	1:35.822	36.975						
94	1:46.848	1 lap	70	1:36.069	42.465	<b>Lap 11</b>					
3	1:33.659	8.633	28	1:36.373	43.191	1	1:33.538				
20	1:34.334	12.500	10	1:37.183	44.480	46	1:32.361	2.108			
308	1:35.397	16.814	77	1:37.570	46.990	13	1:32.686	2.146			
27	1:33.564	21.431	8	1:37.579	47.275	3	1:34.406	12.664			
82	1:34.192	22.067	92	1:38.196	53.238	20	1:34.674	17.035			
33	1:34.004	22.358	60	1:39.179	1:02.61	308	1:35.050	22.478			
12	1:35.753	25.152	64	1:41.090	1:16.71	27	1:34.335	25.447			
71	1:34.470	27.540									

\*\*\* Rider 28 (Josh SODERLAND (NSW)) - 10 second penalty imposed by Clerk of Course for jumped start \*\*\*

The results are provisional until the expiration of the time limit for protests and appeals.



Chief Timekeeper - Scott Lang



Race Director - Tom Williams



**SW-MOTECH SUPERBIKE**

**Race 3**

Date: 23/02/25  
Event: R12  
Weather: Mostly Cloudy - Temp: 21.7C  
Track: Dry - Temp: 37.7C


Started at: 13:41:14  
Laps: 11  
Starters: 24  
Posted at: 2:11 PM

**PROVISIONAL LAP CHART**

Name	Grid	1	2	3	4	5	6	7	8	9	10	11	Name
J. WATERS	1	1	1	1	1	1	1	1	1	1	1	1	J. WATERS
A. WEST	13	3	46	46	13	13	13	13	13	13	13	46	M. JONES
M. JONES	46	46	13	13	46	46	46	46	46	46	46	13	A. WEST
C. DUNKER	3	13	3	14	14	14	14	14	3	3	3	3	C. DUNKER
B. PEARSON	11	14	14	3	3	3	3	3	20	20	20	20	J. NAHLOUS
G. ALLERTON	14	20	20	20	20	20	20	20	308	308	308	308	J. LYTRAS
M. STAUFFER	27	65	65	308	308	308	65	65	27	27	27	27	M. STAUFFER
C. HALLIDAY	65	33	308	65	65	65	308	308	82	82	82	82	R. YANKO
J. NAHLOUS	20	308	33	33	33	33	82	27	33	33	33	33	J. FAVELLE
J. FAVELLE	33	7	7	7	7	82	27	82	12	12	71	71	T. EDWARDS
T. EDWARDS	71	12	12	12	12	12	33	33	71	71	12	12	M. WALTERS
J. LYTRAS	308	82	82	82	82	27	12	12	61	61	61	61	A. SISSIS
A. SISSIS	61	70	27	27	27	71	71	71	70	70	70	70	M. AIZUDDIN
T. TOPARIS	7	28	28	71	71	61	61	61	28	28	28	28	J. SODERLAND
R. YANKO	82	8	70	28	28	28	28	28	10	10	10	10	N. MAHON
M. WALTERS	12	77	71	70	61	70	70	70	77	77	8	8	C. HOLDING
J. SODERLAND	28	27	8	61	70	10	10	10	8	8	77	77	A. SENIOR
C. HOLDING	8	10	77	8	8	8	77	77	92	92	92	92	K. HIGUCHI
N. MAHON	10	60	10	10	10	77	8	8	60	60	60	60	P. LINKENBAGH
M. AIZUDDIN	70	92	61	77	77	92	92	92	64	64	64	64	M. KEMP
A. SENIOR	77	71	60	92	92	60	60	60	94	94	94	94	M. CARR
K. HIGUCHI	92	61	92	60	60	64	64	64					
P. LINKENBAGH	60	64	64	64	64	94	94	94					
M. KEMP	64	94	94	94	94								
M. CARR	94												

\*\*\* Rider 28 (Josh SODERLAND (NSW)) - 10 second penalty imposed by Clerk of Course for jumped start \*\*\*

The results are provisional until the expiration of the time limit for protests and appeals.



Chief Timekeeper - Scott Lang



Race Director - Tom Williams



**SW-MOTECH SUPERBIKE**
**Race 3**


Date: **23/02/25**  
Event: **R12**  
Weather: **Mostly Cloudy - Temp: 21.7C**  
Track: **Dry - Temp: 37.7C**

Started at: **13:41:14**  
Laps: **11**  
Starters: **24**  
Posted at: **2:11 PM**
**PROVISIONAL BEST SECTOR TIMES**

Pos	Sector 1		Sector 2		Sector 3		Sector 4		Lap		Ideal	Fastest	Diff
	Name	Time	Name	Time	Name	Time	Name	Time	Name	Time			
1	J. WATERS	22.041	J. WATERS	26.451	M. JONES	17.580	A. WEST	25.777	M. JONES	1:31.932	1:32.224	.292	
2	M. JONES	22.053	M. JONES	26.499	A. WEST	17.589	M. JONES	25.800	J. WATERS	1:31.991	1:32.186	.195	
3	G. ALLERTON	22.059	A. WEST	26.559	J. WATERS	17.684	J. WATERS	25.815	A. WEST	1:32.081	1:32.517	.436	
4	A. WEST	22.156	C. DUNKER	26.626	G. ALLERTON	17.700	G. ALLERTON	25.879	G. ALLERTON	1:32.354	1:32.539	.185	
5	C. DUNKER	22.395	G. ALLERTON	26.716	J. NAHLOUS	17.710	J. LYTRAS	25.974	C. DUNKER	1:32.919	1:33.143	.224	
6	J. NAHLOUS	22.459	J. LYTRAS	26.756	C. DUNKER	17.838	C. DUNKER	26.060	J. LYTRAS	1:33.303	1:33.627	.324	
7	M. STAUFFER	22.474	C. HALLIDAY	26.852	C. HALLIDAY	17.857	C. HALLIDAY	26.120	J. NAHLOUS	1:33.363	1:33.363	.000	
8	C. HALLIDAY	22.535	M. STAUFFER	26.874	J. LYTRAS	17.922	M. STAUFFER	26.130	C. HALLIDAY	1:33.364	1:33.615	.251	
9	J. FAVELLE	22.555	J. NAHLOUS	26.966	R. YANKO	17.956	T. EDWARDS	26.179	M. STAUFFER	1:33.467	1:33.564	.097	
10	T. EDWARDS	22.596	T. EDWARDS	27.120	M. STAUFFER	17.989	J. FAVELLE	26.202	T. EDWARDS	1:33.893	1:34.276	.383	
11	R. YANKO	22.642	J. FAVELLE	27.155	J. FAVELLE	17.997	J. NAHLOUS	26.228	J. FAVELLE	1:33.909	1:34.004	.095	
12	T. TOPARIS	22.650	R. YANKO	27.175	T. EDWARDS	17.998	R. YANKO	26.242	R. YANKO	1:34.015	1:34.192	.177	
13	J. LYTRAS	22.651	M. WALTERS	27.308	M. WALTERS	18.080	M. WALTERS	26.278	M. WALTERS	1:34.535	1:34.596	.061	
14	M. WALTERS	22.869	A. SISSIS	27.367	T. TOPARIS	18.190	T. TOPARIS	26.350	T. TOPARIS	1:34.566	1:34.743	.177	
15	A. SISSIS	22.920	T. TOPARIS	27.376	A. SISSIS	18.194	A. SISSIS	26.398	A. SISSIS	1:34.879	1:34.929	.050	
16	N. MAHON	22.997	M. AIZUDDIN	27.484	A. SENIOR	18.395	M. AIZUDDIN	26.596	M. AIZUDDIN	1:35.824	1:36.000	.176	
17	C. HOLDING	23.193	J. SODERLAN	27.586	J. SODERLAN	18.447	J. SODERLAN	26.727	J. SODERLAND	1:36.086	1:36.373	.287	
18	M. AIZUDDIN	23.232	C. HOLDING	27.611	K. HIGUCHI	18.479	N. MAHON	26.801	N. MAHON	1:36.159	1:36.258	.099	
19	A. SENIOR	23.267	N. MAHON	27.825	M. AIZUDDIN	18.512	K. HIGUCHI	26.920	C. HOLDING	1:36.488	1:36.811	.323	
20	J. SODERLAN	23.326	K. HIGUCHI	27.922	N. MAHON	18.536	A. SENIOR	26.949	A. SENIOR	1:36.534	1:36.631	.097	
21	K. HIGUCHI	23.360	A. SENIOR	27.923	C. HOLDING	18.555	C. HOLDING	27.129	K. HIGUCHI	1:36.681	1:36.859	.178	
22	P. LINKENBA	23.602	P. LINKENBA	28.376	P. LINKENBA	18.930	P. LINKENBA	27.131	P. LINKENBAG	1:38.039	1:38.403	.364	
23	M. KEMP	23.928	M. KEMP	28.612	M. KEMP	19.165	M. KEMP	27.601	M. KEMP	1:39.306	1:39.915	.609	
24	M. CARR	25.514	M. CARR	29.781	M. CARR	19.905	M. CARR	28.561	M. CARR	1:43.761	1:43.931	.170	

\*\*\* Rider 28 (Josh SODERLAND (NSW)) - 10 second penalty imposed by Clerk of Course for jumped start \*\*\*

The results are provisional until the expiration of the time limit for protests and appeals.



Chief Timekeeper - Scott Lang



Race Director - Tom Williams




**AUSTRALIAN SUPERBIKE CHAMPIONSHIP**  
**PROVISIONAL ROUND POINTS**
**AUSTRALIAN SUPERBIKE CHAMPIONSHIP**

Pos	No	Name	Machine	Rnd 1 Pole	Rnd 1 Race 1	Rnd 1 Race 2	Rnd 1 Race 3	Total
1	1	Josh WATERS	Ducati	1	25	25	25	76
2	46	Mike JONES	Yamaha		18	20	20	58
3	13	Anthony WEST	Yamaha		20	18	18	56
4	27	Max STAUFFER	Yamaha		15	14	14	43
5	308	John LYTRAS	Yamaha		14	11	15	40
6	20	Jonathan NAHLOUS	Yamaha		11	12	16	39
7	3	Cameron DUNKER	Yamaha			16	17	33
8	11	Broc PEARSON	Ducati		16	17		33
9	14	Glenn ALLERTON	Ducati		17	15		32
10	71	Tom EDWARDS	Yamaha		12	7	11	30
11	33	Jack FAVELLE	Yamaha		8	9	12	29
12	82	Ryan YANKO	Yamaha		9	6	13	28
13	65	Cru HALLIDAY	Yamaha		13	13		26
14	61	Arthur SISSIS	Yamaha		5	8	9	22
15	12	Matt WALTERS	Aprilia		7	4	10	21
16	7	Tom TOPARIS	Yamaha		10	10		20
17	70	Mohamad AIZUDDIN	BMW		6	2	8	16
18	8	Charles HOLDING	Yamaha		4	3	6	13
19	28	Josh SODERLAND	Yamaha			5	4	9
20	10	Noel MAHON	Yamaha				7	7
21	77	Adam SENIOR	Yamaha		2		5	7
22	92	Kota HIGUCHI	Suzuki		1	1	3	5
23	60	Paul LINKENBAGH	Yamaha		3		2	5
24	64	Michael KEMP	Yamaha				1	1

**AUSTRALIAN SUPERBIKE CHAMPIONSHIP - MANUFACTURERS**

Pos	No	Name	Rnd 1 Pole	Rnd 1 Race 1	Rnd 1 Race 2	Rnd 1 Race 3	Total
1		Yamaha		144	152	170	466
2		Ducati	1	58	57	25	141
3		Aprilia		7	4	10	21
4		BMW		6	2	8	16
5		Suzuki		1	1	3	5



Chief Timekeeper - Scott Lang



Race Director - Tom Williams




**AUSTRALIAN SUPERBIKE CHAMPIONSHIP**  
**PROVISIONAL PROGRESSIVE CHAMPIONSHIP POINTS**
**AUSTRALIAN SUPERBIKE CHAMPIONSHIP**

Pos	No	Name	Machine	Rnd 1 Pole	Rnd 1 Race 1	Rnd 1 Race 2	Rnd 1 Race 3	Total
1	1	Josh WATERS	Ducati	1	25	25	25	76
2	46	Mike JONES	Yamaha		18	20	20	58
3	13	Anthony WEST	Yamaha		20	18	18	56
4	27	Max STAUFFER	Yamaha		15	14	14	43
5	308	John LYTRAS	Yamaha		14	11	15	40
6	20	Jonathan NAHLOUS	Yamaha		11	12	16	39
7	11	Broc PEARSON	Ducati		16	17		33
8	3	Cameron DUNKER	Yamaha			16	17	33
9	14	Glenn ALLERTON	Ducati		17	15		32
10	71	Tom EDWARDS	Yamaha		12	7	11	30
11	33	Jack FAVELLE	Yamaha		8	9	12	29
12	82	Ryan YANKO	Yamaha		9	6	13	28
13	65	Cru HALLIDAY	Yamaha		13	13		26
14	61	Arthur SISSIS	Yamaha		5	8	9	22
15	12	Matt WALTERS	Aprilia		7	4	10	21
16	7	Tom TOPARIS	Yamaha		10	10		20
17	70	Mohamad AIZUDDIN	BMW		6	2	8	16
18	8	Charles HOLDING	Yamaha		4	3	6	13
19	28	Josh SODERLAND	Yamaha			5	4	9
20	10	Noel MAHON	Yamaha				7	7
21	77	Adam SENIOR	Yamaha		2		5	7
22	60	Paul LINKENBAGH	Yamaha		3		2	5
23	92	Kota HIGUCHI	Suzuki		1	1	3	5
24	64	Michael KEMP	Yamaha				1	1

**AUSTRALIAN SUPERBIKE CHAMPIONSHIP - MANUFACTURERS**

Pos	No	Name	Rnd 1 Pole	Rnd 1 Race 1	Rnd 1 Race 2	Rnd 1 Race 3	Total
1		Yamaha		144	152	170	466
2		Ducati	1	58	57	25	141
3		Aprilia		7	4	10	21
4		BMW		6	2	8	16
5		Suzuki		1	1	3	5



Chief Timekeeper - Scott Lang



Race Director - Tom Williams



**SW-MOTECH SUPERBIKE**

**Race 3**

Date: **23/02/25**  
Event: **R12**  
Weather: **Mostly Cloudy - Temp: 21.7C**  
Track: **Dry - Temp: 37.7C**

Started at: **13:41:14**  
Laps: **11**  
Starters: **24**  
Posted at: **2:11 PM**

**PROVISIONAL RACE INFORMATION**


<b>Time</b>	<b>Description</b>
13:29:07	Pit exit open for 3 minutes
13:32:08	Pit exit closed - Bikes on grid for media
13:38:33	WARM UP LAP STARTED
13:41:14	Event Start
13:41:46	Rider 11 (Broc PEARSON) CRASHED TURN 1 - RIDER UP
13:42:28	RACE DIRECTION: INCIDENT AT TURN 1 UNDER INVESTIGATION
13:43:26	RACE DIRECTION: START UNDER INVESTIGATION
13:45:10	Rider 28 (Josh SODERLAND) JUMP START PENALTY
13:51:42	RACE DIRECTION: INCIDENT AT TURN 1 - LAP 1 FOR POST RACE INVESTIGATION
13:52:15	2/3 RACE DISTANCE
13:54:25	Rider 14 (Glenn ALLERTON) STOPPED - ENTERED PITS (TURN 4)
13:54:31	Rider 65 (Cru HALLIDAY) STOPPED - FLAT TYRE - ENTERED PITS (TURN 4)
13:58:18	Chequered Flag
13:59:55	Event Finish

\*\*\* Rider 28 (Josh SODERLAND (NSW)) - 10 second penalty imposed by Clerk of Course for jumped start \*\*\*

The results are provisional until the expiration of the time limit for protests and appeals.



Chief Timekeeper - Scott Lang



Race Director - Tom Williams

