


SW-MOTECH SUPERBIKE
Race 3

Date: **23/02/25**
Event: **R12**
Weather: **Mostly Cloudy - Temp: 21.7C**
Track: **Dry - Temp: 37.7C**


Started at: **13:41:14**
Laps: **11**
Starters: **24**
Posted at: **2:11 PM**

PROVISIONAL SECTOR TIMES

Lap	Sector 1	Sector 2	Sector 3	Sector 4	Lap Time	Spd	Lap	Sector 1	Sector 2	Sector 3	Sector 4	Lap Time	Spd
1 Josh WATERS (VIC) (1st)							8	23.334	27.837	18.574	27.209	1:36.954	286
1	27.547	26.556	17.708	25.854	1:37.665	222	9	23.625	28.121	18.694	27.139	1:37.579	270
2	22.209	26.451	17.684	25.842	1:32.186	295	10	23.521	27.611	18.555	27.164	1:36.851	286
3	22.054	26.600	17.686	25.890	1:32.230	297	11	23.292	27.848	18.708	27.191	1:37.039	283
4	22.041	26.609	17.777	25.815	1:32.242	297	10 Noel MAHON (VIC) (14th)						
5	22.126	26.617	17.819	25.828	1:32.390	296	1	31.880	28.984	18.764	27.057	1:46.685	224
6	22.119	26.634	17.737	25.885	1:32.375	297	2	23.276	27.891	18.592	26.922	1:36.681	276
7	22.142	26.730	17.767	25.869	1:32.508	296	3	23.572	28.077	18.647	26.937	1:37.233	282
8	22.186	26.789	17.727	25.852	1:32.554	297	4	23.425	27.875	18.536	26.964	1:36.800	267
9	22.168	26.729	17.799	25.927	1:32.623	297	5	23.356	28.032	18.723	27.265	1:37.376	275
10	22.204	26.820	17.878	26.077	1:32.979	297	6	22.997	27.882	18.578	26.801	1:36.258	280
11	22.300	26.844	17.950	26.444	1:33.538	295	7	23.033	27.825	18.682	26.829	1:36.369	281
3 Cameron DUNKER (NSW) (4th)							8	23.170	27.954	18.665	26.879	1:36.668	278
1	27.853	26.715	17.715	26.065	1:38.348	219	9	23.264	27.966	18.740	27.213	1:37.183	273
2	22.609	26.626	17.848	26.060	1:33.143	284	10	23.407	28.115	18.813	26.983	1:37.318	278
3	23.205	26.811	17.842	26.090	1:33.948	289	11	23.124	27.947	18.700	27.022	1:36.793	279
4	22.395	26.855	17.838	26.140	1:33.228	290	12 Matt WALTERS (NSW) (11th)						
5	22.479	26.866	17.925	26.117	1:33.387	288	1	30.221	27.660	18.264	26.230	1:42.375	228
6	22.494	27.013	17.892	26.168	1:33.567	290	2	22.905	27.308	18.105	26.278	1:34.596	285
7	22.569	26.865	17.909	26.160	1:33.503	285	3	22.895	27.513	18.080	26.401	1:34.889	281
8	22.597	27.010	17.909	26.143	1:33.659	284	4	22.958	27.415	18.160	26.506	1:35.039	273
9	23.081	26.971	17.999	26.481	1:34.532	285	5	22.873	27.416	18.579	26.941	1:35.809	293
10	22.761	27.103	17.992	26.377	1:34.233	282	6	22.952	27.953	18.294	26.489	1:35.688	281
11	22.744	27.033	18.051	26.578	1:34.406	282	7	22.869	27.391	18.243	26.650	1:35.153	287
7 Tom TOPARIS (NSW) (DNF)							8	22.968	27.585	18.370	26.830	1:35.753	284
1	30.380	27.238	18.151	26.237	1:42.006	225	9	23.148	27.696	18.387	26.936	1:36.167	283
2	22.814	27.411	18.235	26.444	1:34.904	289	10	23.076	27.750	18.333	26.750	1:35.909	283
3	22.650	27.376	18.276	26.469	1:34.771	293	11	23.580	27.460	18.239	26.789	1:36.068	277
4	22.780	27.423	18.190	26.350	1:34.743	290	13 Anthony WEST (QLD) (3rd)						
8 Charles HOLDING (SA) (15th)							1	28.076	26.723	17.758	25.866	1:38.423	216
1	31.177	28.245	18.709	27.172	1:45.303	222	2	22.615	26.783	17.892	25.777	1:33.067	283
2	23.518	28.017	18.709	27.326	1:37.570	290	3	22.260	26.708	17.646	25.903	1:32.517	290
3	23.580	28.098	18.727	27.264	1:37.669	287	4	22.199	26.659	17.589	26.147	1:32.594	293
4	23.396	27.700	18.594	27.129	1:36.819	287	5	22.556	26.676	17.620	25.904	1:32.756	286
5	23.289	27.869	18.833	27.473	1:37.464	288	6	22.344	26.724	17.677	26.120	1:32.865	286
6	24.034	28.032	18.644	27.169	1:37.879	263	7	22.334	26.616	17.694	25.901	1:32.545	285
7	23.193	27.753	18.632	27.233	1:36.811	286	8	22.258	26.680	17.736	25.961	1:32.635	286



Chief Timekeeper - Scott Lang



Race Director - Tom Williams



SW-MOTECH SUPERBIKE


Race 3

Date: 23/02/25
Event: R12
Weather: Mostly Cloudy - Temp: 21.7C
Track: Dry - Temp: 37.7C

Started at: 13:41:14
Laps: 11
Starters: 24
Posted at: 2:11 PM

PROVISIONAL SECTOR TIMES

Lap	Sector 1	Sector 2	Sector 3	Sector 4	Lap Time	Spd	Lap	Sector 1	Sector 2	Sector 3	Sector 4	Lap Time	Spd
9	22.301	26.719	17.613	26.105	1:32.738	286	1	31.490	28.164	18.523	26.584	1:44.761	225
10	22.269	26.694	17.687	25.960	1:32.610	286	2	23.764	27.614	18.600	27.099	1:37.077	283
11	22.156	26.559	17.694	26.277	1:32.686	286	3	23.456	27.743	18.608	26.906	1:36.713	278
							4	23.411	27.732	18.932	27.137	1:37.212	278
							5	23.712	27.940	18.720	27.036	1:37.408	277
14 Glenn ALLERTON (NSW) (DNF)							6	23.326	27.859	18.447	27.389	1:37.021	279
1	28.277	26.803	17.781	25.958	1:38.819	229	7	23.338	27.809	18.512	26.727	1:36.386	277
2	22.490	26.913	17.756	25.879	1:33.038	303	8	23.627	27.949	18.652	26.785	1:37.013	278
3	22.181	26.716	17.700	25.942	1:32.539	301	9	23.443	27.586	18.500	26.844	1:36.373	281
4	22.184	26.765	17.832	26.164	1:32.945	302	10	23.405	28.036	18.636	26.997	1:37.074	279
5	22.229	26.834	17.762	26.018	1:32.843	302	11	23.670	27.844	18.760	27.189	1:37.463	278
6	22.059	26.779	17.857	26.411	1:33.106	300							
7	22.173	26.865	17.865	26.056	1:32.959	293							
							33 Jack FAVELLE (NSW) (9th)						
							1	29.733	27.228	18.263	26.208	1:41.432	223
							2	22.755	27.554	17.997	26.705	1:35.011	284
							3	22.685	27.303	18.319	26.596	1:34.903	286
							4	22.838	27.375	18.206	26.603	1:35.022	282
							5	23.071	27.354	18.562	27.125	1:36.112	283
							6	22.937	27.727	18.176	26.828	1:35.668	282
							7	22.569	27.350	18.135	26.302	1:34.356	289
							8	22.597	27.155	18.021	26.231	1:34.004	288
							9	22.708	27.177	18.075	26.478	1:34.438	286
							10	22.555	27.838	18.114	26.202	1:34.709	288
							11	22.734	27.283	18.104	26.351	1:34.472	288
							46 Mike JONES (QLD) (2nd)						
							1	27.960	26.747	17.729	25.930	1:38.366	216
							2	22.521	26.846	17.858	25.862	1:33.087	290
							3	22.189	26.533	17.728	26.033	1:32.483	292
							4	22.201	26.595	17.679	26.442	1:32.917	290
							5	22.457	26.759	17.795	26.022	1:33.033	291
							6	22.122	27.112	17.834	26.195	1:33.263	293
							7	22.084	26.604	17.736	25.800	1:32.224	291
							8	22.053	26.555	17.716	25.912	1:32.236	293
							9	22.320	26.753	17.646	26.014	1:32.733	292
							10	22.252	26.695	17.828	25.920	1:32.695	292
							11	22.108	26.499	17.580	26.174	1:32.361	293
							60 Paul LINKENBAGH (NSW) (19th)						
							1	31.666	28.597	19.312	27.225	1:46.800	222
28 Josh SODERLAND (NSW) (17th)													



Chief Timekeeper - Scott Lang



Race Director - Tom Williams



SW-MOTECH SUPERBIKE


Race 3

Date: 23/02/25
Event: R12
Weather: Mostly Cloudy - Temp: 21.7C
Track: Dry - Temp: 37.7C

Started at: 13:41:14
Laps: 11
Starters: 24
Posted at: 2:11 PM

PROVISIONAL SECTOR TIMES

Lap	Sector 1	Sector 2	Sector 3	Sector 4	Lap Time	Spd	Lap	Sector 1	Sector 2	Sector 3	Sector 4	Lap Time	Spd
2	23.694	28.578	19.000	27.131	1:38.403	269	3	23.029	26.967	17.857	26.196	1:34.049	289
3	23.867	28.376	18.963	27.435	1:38.641	273	4	22.647	26.893	17.884	26.203	1:33.627	294
4	23.602	28.403	18.930	27.557	1:38.492	276	5	22.844	27.160	17.951	26.120	1:34.075	294
5	23.845	28.594	18.982	27.615	1:39.036	272	6	22.535	26.852	17.874	26.354	1:33.615	297
6	23.769	28.783	19.265	27.978	1:39.795	270	7	22.578	27.327	18.067	26.397	1:34.369	290
7	23.895	28.624	18.994	27.907	1:39.420	273							
8	23.950	28.577	19.353	27.739	1:39.619	273	70 Mohamad AIZUDDIN (VIC) (13th)						
9	23.627	28.501	19.015	28.036	1:39.179	271	1	30.936	28.168	18.625	26.801	1:44.530	232
10	23.755	28.684	19.305	27.772	1:39.516	269	2	23.815	27.682	18.919	27.383	1:37.799	286
11	23.753	28.743	19.245	27.866	1:39.607	273	3	23.439	28.533	18.710	26.800	1:37.482	286
							4	23.526	27.776	18.573	26.792	1:36.667	281
61 Arthur SISSIS (SA) (12th)							5	23.250	28.305	18.692	26.634	1:36.881	289
1	33.632	28.429	18.968	26.362	1:47.391	216	6	23.302	27.484	18.539	27.788	1:37.113	286
2	23.370	27.768	18.305	26.655	1:36.098	284	7	23.259	27.511	18.852	26.659	1:36.281	281
3	23.265	27.921	18.623	26.556	1:36.365	290	8	23.318	27.744	18.626	26.728	1:36.416	291
4	23.646	27.734	18.523	26.415	1:36.318	279	9	23.407	27.554	18.512	26.596	1:36.069	281
5	23.425	27.948	18.691	26.602	1:36.666	287	10	23.232	27.489	18.598	26.681	1:36.000	283
6	22.920	27.429	18.331	26.499	1:35.179	281	11	23.271	28.219	18.527	26.656	1:36.673	286
7	22.962	27.370	18.199	26.398	1:34.929	281							
8	23.001	27.367	18.194	26.418	1:34.980	279	71 Tom EDWARDS (NSW) (10th)						
9	23.139	27.423	18.481	26.779	1:35.822	283	1	34.144	27.986	18.982	26.252	1:47.364	222
10	23.015	27.467	18.290	26.646	1:35.418	281	2	23.229	27.462	18.403	26.406	1:35.500	298
11	23.017	27.518	18.383	26.664	1:35.582	282	3	22.984	27.415	18.437	26.711	1:35.547	295
							4	22.647	27.309	18.020	26.468	1:34.444	286
64 Michael KEMP (SA) (20th)							5	22.769	27.402	18.330	26.723	1:35.224	286
1	32.535	29.142	19.398	27.695	1:48.770	229	6	22.838	27.256	18.288	26.483	1:34.865	287
2	23.928	28.921	19.227	27.839	1:39.915	281	7	22.802	27.297	17.998	26.179	1:34.276	286
3	24.357	28.903	19.211	27.601	1:40.072	273	8	22.690	27.389	18.007	26.384	1:34.470	287
4	24.668	28.612	19.238	28.003	1:40.521	265	9	22.596	27.325	18.087	26.416	1:34.424	287
5	25.255	29.001	19.293	27.971	1:41.520	244	10	22.905	27.572	18.161	26.570	1:35.208	290
6	24.555	28.997	19.723	27.782	1:41.057	268	11	23.477	27.120	18.078	26.491	1:35.166	283
7	24.322	28.731	19.165	27.887	1:40.105	272							
8	24.416	28.818	19.321	27.879	1:40.434	271	77 Adam SENIOR (WA) (16th)						
9	24.478	29.377	19.359	27.876	1:41.090	269	1	31.303	28.600	18.538	27.123	1:45.564	225
10	24.362	28.824	19.300	27.991	1:40.477	265	2	23.660	27.949	18.611	27.242	1:37.462	278
11	24.417	28.789	19.310	27.760	1:40.276	274	3	23.613	28.766	18.595	27.097	1:38.071	280
							4	23.356	28.133	18.488	27.007	1:36.984	282
65 Cru HALLIDAY (NSW) (DNF)							5	23.267	28.149	18.487	27.013	1:36.916	282
1	29.636	27.205	18.189	26.286	1:41.316	222	6	23.474	27.993	18.395	27.062	1:36.924	278
2	22.791	27.024	17.920	26.236	1:33.971	293	7	23.302	27.923	18.457	26.949	1:36.631	279


Chief Timekeeper - Scott Lang


Race Director - Tom Williams



