



Rnd 2 : March 28 & 29, 2025

Sydney Motorsports Park



RACE & ROAD SUPERSPORT 300 / SHOP YAMAHA R3 CUP

Free Practice 2

Date: 28/03/25
 Event: P08
 Weather: Cloudy - Temp: 25.7C
 Track: Dry - Temp: 33.8C

Started at: 15:27:29
 Laps: 17 Min
 Starters: 32
 Posted at: 4:02 PM


PROVISIONAL CLASSIFICATION

Pos	No	Name	Class	Machine	Fastest Lap	On Lap	Behind Leader	Behind Prev	Top Speed
1	42	Riley NAUTA (QLD) / Champion's Ride Days / Dunlop / Kawasaki		Kawasaki Ninja	1:44.770	5 of 9			194
2	66	Mitch SIMPSON (SA) / YRD / Yamaha Australia / Simpson Crash / Simpson Signs	R3	Yamaha YZF-R3	1:45.046	6 of 10	.276	.276	191
3	33	Jordy SIMPSON (SA) / YRD / Yamaha Australia / Simpson Crash / Simpson Signs	R3	Yamaha YZF-R3	1:45.068	8 of 9	.298	.022	194
4	55	Jake PAIGE (QLD) / Champions Ride Days / Dunlop / Kawasaki		Kawasaki Ninja	1:45.120	7 of 8	.350	.052	190
5	41	Hudson THOMPSON (NSW) / I & K Excavations / Motostars / 4SRLS2	R3	Yamaha YZF-R3	1:45.348	4 of 10	.578	.228	190
6	128	Tyler KING (VIC) / AVA NZ		Kawasaki Ninja	1:45.380	8 of 10	.610	.032	199
7	39	Scott NICHOLSON (VIC) / Traction Control M-sports / G. Williams Motorcycle Eng. / RST Moto		Kawasaki Ninja	1:45.518	9 of 9	.748	.138	195
8	7	Oliver SHORT (VIC) / Highside / 1self / FUSport / Handcrafted Homes / Racelines		Kawasaki Ninja	1:45.571	8 of 9	.801	.053	195
9	48	Valentino KNEZOVIC (NSW) / Excite Motorsport / Billetta Imports / MotoCity Wollongong	R3	Yamaha YZF-R3	1:45.582	5 of 9	.812	.011	192
10	43	John PELGRAVE (QLD) / Marty's Moto / Mental Monkey / Ricondi / Dunlop	R3	Yamaha YZF-R3	1:45.588	6 of 9	.818	.006	194
11	95	Tara MORRISON (SA) / Active Tree Services / Nightmare Cleaning Co / Morgans Cranes		Kawasaki Ninja	1:46.144	7 of 8	1.374	.556	190
12	67	Tom NICOLSON (VIC) / LS2 Helmets / Calder Auto Electrics / Ord's M-cycles Ararat		Kawasaki Ninja	1:46.772	9 of 10	2.002	.628	194
13	11	Nikolas LAZOS (VIC) / Trianon Transport / GRM / Macfield / Consoil	R3	Yamaha YZF-R3	1:47.093	8 of 9	2.323	.321	193
14	61	Rossi McADAM (WA) / Ma17tin Coaching / Premier Service Australia / 61 Club	R3	Yamaha YZF-R3	1:47.320	5 of 9	2.550	.227	191
15	46	William HUNT (NSW) / Knight Designs / Loadlink / AT 1 Pro Race Suits / Picture Me Rollin	R3	Yamaha YZF-R3	1:47.599	10 of 10	2.829	.279	195
16	20	Isaac AYAD (NSW) / Portbike Racing		Kawasaki Ninja	1:47.633	8 of 10	2.863	.034	195
17	222	Lincoln KNIGHT (NSW) / Astina / Penrite Oil / Race & Road / Knight Fencing	R3	Yamaha YZF-R3	1:47.699	8 of 9	2.929	.066	184
18	99	Nixon FROST (NZ) / Bridgestone / Evolution Sports Group	R3	Yamaha YZF-R3	1:47.891	8 of 9	3.121	.192	191
19	34	Seth DELLOW (SA) / TeamBWR / Murrundi Ferry Services / Dunlop / Race & Road	R3	Yamaha YZF-R3	1:47.892	5 of 7	3.122	.001	188
20	23	Matthew RITTER (VIC) / Race Center / AGV / The Grinning Dingo / YRD	R3	Yamaha YZF-R3	1:48.167	7 of 9	3.397	.275	188
21	63	Mitchell CARTWRIGHT (NSW) / Motocity / Complete AV / FSport / Tactical Recovery	R3	Yamaha YZF-R3	1:48.319	5 of 9	3.549	.152	187
22	4	Ethan DELLOW (SA) / TeamBWR / Murrundi Ferry Services / Dunlop / Race & Road	R3	Yamaha YZF-R3	1:48.491	9 of 9	3.721	.172	185
23	85	Phoenix O'BRIEN (VIC) / MotoGo Yamaha	R3	Yamaha YZF-R3	1:49.433	6 of 9	4.663	.942	190
24	98	Tianhao ZHAO (VIC) / Moto Ridenow / GB Racing / SBS / Fast Freddie Tyre Service	R3	Yamaha YZF-R3	1:49.602	6 of 9	4.832	.169	182
25	36	Caiden BUNWORTH (VIC) / Core24 Health and Fitness		Kawasaki Ninja	1:50.009	4 of 9	5.239	.407	191
26	54	Boyd COLE (NSW) / Pulford Air & Gas		Kawasaki Ninja	1:50.075	4 of 9	5.305	.066	191
27	323	Flynn JACOBS (SA) / Enzed Adelaide / Yamaha World / Royal Enfield	R3	Yamaha YZF-R3	1:50.140	7 of 9	5.370	.065	180
28	84	Zachary RUSSO (NSW) / Competitive Edge Performance / Secure Building Solutions	R3	Yamaha YZF-R3	1:50.526	9 of 9	5.756	.386	183
29	83	Alvin WU (QLD) / Addicted To Track	R3	Yamaha YZF-R3	1:51.300	8 of 9	6.530	.774	185
30	28	Zane BECKINSALE (NSW) / Motoschool Racing Team	R3	Yamaha YZF-R3	1:51.362	8 of 9	6.592	.062	187
31	71	Hudson AIR (SA) / Butterfields Services (Aust) / Electric Brake Specialist	R3	Yamaha YZF-R3	1:51.893	5 of 9	7.123	.531	186
32	660	Adam JORDAN (NSW) / Manage Fuel Delivery Systems	R3	Yamaha YZF-R3	1:58.079	9 of 9	13.309	6.186	182

Current qualifying record for R3 class - 1:42.871 by Brandon DEMMERY (NSW) on a Yamaha YZF-R3 set on 24/03/23

Scott Laing
 Chief Timekeeper - Scott Laing

Tom Williams
 Race Director - Tom Williams





Rnd 2 : March 28 & 29, 2025

Sydney Motorsports Park



RACE & ROAD SUPERSPORT 300 / SHOP YAMAHA R3 CUP

Free Practice 2

Date: 28/03/25
Event: P08
Weather: Cloudy - Temp: 25.7C
Track: Dry - Temp: 33.8C

Started at: 15:27:29
Laps: 17 Min
Starters: 32
Posted at: 4:02 PM

PROVISIONAL LAP TIMES

No	Name	Lap 1	Lap 2	Lap 3	Lap 4	Lap 5	Lap 6	Lap 7	Lap 8	Lap 9	Lap 10
4	Ethan DELLOW (SA)	2:18.914	1:51.166	1:51.324	1:49.318	1:49.396	1:49.898	1:48.995	1:48.955	1:48.491	
7	Oliver SHORT (VIC)	2:25.357	1:49.279	1:49.921	1:46.143	1:46.075	1:46.068	1:46.198	1:45.571	1:58.215	
11	Nikolas LAZOS (VIC)	2:35.172	1:50.907	1:50.730	1:48.948	1:51.322	1:48.724	1:48.070	1:47.093	1:48.031	
20	Isaac AYAD (NSW)	2:21.886	1:50.196	1:50.325	1:50.404	1:49.430	1:49.269	1:48.630	1:47.633	1:47.821	1:48.551
23	Matthew RITTER (VIC)	3:02.156	1:48.677	1:48.441	2:09.324	2:41.394	1:48.703	1:48.167	1:48.178	1:48.385	
28	Zane BECKINSALE (NSW)	2:24.897	1:54.361	1:53.044	1:52.693	1:52.293	1:51.819	1:52.256	1:51.362	1:51.568	
33	Jordy SIMPSON (SA)	2:25.713	1:48.926	1:48.203	1:46.328	1:45.755	1:45.835	1:45.449	1:45.068	2:02.153	
34	Seth DELLOW (SA)	2:21.626	1:49.325	1:57.214	1:48.809	1:47.892	1:48.282	3:19.405			
36	Caiden BUNWORTH (VIC)	2:23.922	1:52.655	1:51.687	1:50.009	1:50.777	1:50.115	1:50.780	1:51.289	2:08.643	
39	Scott NICHOLSON (VIC)	3:01.980	1:45.857	1:45.587	1:58.783	3:00.393	1:46.613	1:45.939	1:47.266	1:45.518	
41	Hudson THOMPSON (NSW)	2:25.642	1:48.789	1:47.842	1:45.348	1:45.684	1:45.749	1:46.410	1:45.881	1:45.680	1:45.783
42	Riley NAUTA (QLD)	2:58.788	1:45.720	1:44.943	1:44.904	1:44.770	1:46.961	1:47.163	1:52.989	1:46.349	
43	John PELGRAVE (QLD)	2:25.794	1:49.041	1:49.356	1:46.630	1:46.473	1:45.588	1:46.203	1:45.673	1:59.171	
46	William HUNT (NSW)	2:19.080	1:55.503	1:50.512	1:48.761	1:48.445	1:49.249	1:48.856	1:47.769	1:48.238	1:47.599
48	Valentino KNEZOVIC (NSW)	2:25.641	1:47.840	1:48.045	1:46.125	1:45.582	1:45.868	1:46.339	1:45.840	2:01.096	
54	Boyd COLE (NSW)	2:19.331	1:52.827	1:55.920	1:50.075	1:50.750	1:50.282	1:50.674	2:03.750	2:21.848	
55	Jake PAIGE (QLD)	2:50.306	4:38.600	1:46.445	1:46.189	1:45.275	1:47.538	1:45.120	1:45.970		
61	Rossi McADAM (WA)	2:23.269	1:51.181	1:50.225	1:48.512	1:47.320	2:01.380	2:53.534	1:48.320	1:48.741	
63	Mitchell CARTWRIGHT (NSW)	2:30.075	1:49.711	1:53.213	1:51.933	1:48.319	1:50.779	1:49.796	1:49.932	2:01.029	
66	Mitch SIMPSON (SA)	2:31.769	1:47.356	1:46.326	1:45.535	1:45.092	1:45.046	1:45.075	1:45.171	1:45.961	1:45.722
67	Tom NICOLSON (VIC)	1:56.995	1:49.071	1:48.191	1:47.669	2:02.548	2:10.675	1:48.400	1:47.149	1:46.772	2:09.589
71	Hudson AIR (SA)	2:18.891	1:52.839	1:52.809	1:52.508	1:51.893	1:52.538	1:53.775	1:53.267	1:52.803	
83	Alvin WU (QLD)	2:24.070	1:55.088	1:53.996	1:52.287	1:52.654	1:51.826	1:52.123	1:51.300	1:51.671	
84	Zachary RUSSO (NSW)	2:44.520	1:53.671	1:52.845	1:52.441	1:51.589	1:51.044	1:51.629	1:51.048	1:50.526	
85	Phoenix O'BRIEN (VIC)	2:22.558	1:51.176	1:51.253	1:52.109	1:50.224	1:49.433	1:49.538	2:00.111	1:50.121	
95	Tara MORRISON (SA)	3:02.867	1:47.278	1:46.394	1:46.814	2:06.255	2:38.621	1:46.144	1:59.580		
98	Tianhao ZHAO (VIC)	2:18.381	1:52.582	1:50.958	1:51.426	1:49.719	1:49.602	2:13.887	1:51.144	1:50.610	
99	Nixon FROST (NZ)	2:21.910	1:51.413	1:51.217	1:49.333	1:49.453	1:49.216	1:48.552	1:47.891	1:48.031	
128	Tyler KING (VIC)	2:22.441	1:50.240	1:49.812	1:48.014	1:46.218	1:46.205	1:46.570	1:45.380	1:46.467	1:46.785
222	Lincoln KNIGHT (NSW)	1:52.575	1:49.391	1:49.013	2:02.603	3:08.218	1:48.202	1:48.077	1:47.699	1:49.031	
323	Flynn JACOBS (SA)	3:10.725	1:52.395	1:50.786	1:51.116	1:50.606	1:50.416	1:50.140	1:51.251	2:04.777	
660	Adam JORDAN (NSW)	2:12.029	2:01.354	2:01.863	2:00.056	1:59.981	1:58.546	1:58.428	1:58.412	1:58.079	

Scott Daing
Chief Timekeeper - Scott Daing

Tom Williams
Race Director - Tom Williams





Rnd 2 : March 28 & 29, 2025

Sydney Motorsports Park



RACE & ROAD SUPERSPORT 300 / SHOP YAMAHA R3 CUP

Free Practice 2

Date: 28/03/25
 Event: P08
 Weather: Cloudy - Temp: 25.7C
 Track: Dry - Temp: 33.8C

Started at: 15:27:29
 Laps: 17 Min
 Starters: 32
 Posted at: 4:02 PM

PROVISIONAL SECTOR TIMES

Lap	Sector 1	Sector 2	Sector 3	Sector 4	Lap Time	Spd	Lap	Sector 1	Sector 2	Sector 3	Sector 4	Lap Time	Spd
4 Ethan DELLOW (SA) (22th)							4	25.148	26.155	28.353	30.748	1:50.404	195
1	50.899	27.797	28.866	31.352	2:18.914		5	24.838	26.002	28.029	30.561	1:49.430	187
2	24.979	26.800	28.355	31.032	1:51.166	182	6	24.994	25.938	27.649	30.688	1:49.269	188
3	24.744	26.712	28.588	31.280	1:51.324	181	7	24.604	26.106	27.478	30.442	1:48.630	188
4	24.537	26.349	27.520	30.912	1:49.318	178	8	24.627	25.671	27.306	30.029	1:47.633	190
5	24.762	26.074	27.792	30.768	1:49.396	185	9	24.532	25.806	27.260	30.223	1:47.821	188
6	24.483	26.745	27.868	30.802	1:49.898	182	10	24.440	25.835	27.757	30.519	1:48.551	189
7	24.681	26.218	27.561	30.535	1:48.995	180	23 Matthew RITTER (VIC) (20th)						
8	24.858	25.904	27.635	30.558	1:48.955	185	1	1:35.951	26.483	28.533	31.189	3:02.156	
9	24.575	26.023	27.526	30.367	1:48.491	185	2	24.402	25.953	27.932	30.390	1:48.677	184
7 Oliver SHORT (VIC) (8th)							3	24.003	26.168	27.578	30.692	1:48.441	187
1	52.793	27.032	32.519	33.013	2:25.357		4	24.881	26.742	28.333	49.368	2:09.324 P	184
2	24.715	26.013	28.272	30.279	1:49.279	185	5	1:16.932	26.250	27.899	30.313	2:41.394	
3	25.353	25.711	28.077	30.780	1:49.921	190	6	24.360	26.088	27.551	30.704	1:48.703	188
4	23.686	25.239	27.330	29.888	1:46.143	191	7	24.372	26.104	27.299	30.392	1:48.167	182
5	24.286	25.041	27.116	29.632	1:46.075	190	8	24.385	25.949	27.564	30.280	1:48.178	184
6	23.598	25.040	27.309	30.121	1:46.068	195	9	24.189	25.913	27.371	30.912	1:48.385	183
7	23.778	25.328	27.107	29.985	1:46.198	189	28 Zane BECKINSALE (NSW) (30th)						
8	23.661	25.188	26.884	29.838	1:45.571	191	1	54.010	28.458	30.401	32.028	2:24.897	
9	24.008	25.247	27.102	41.858	1:58.215 P	191	2	26.074	27.121	29.400	31.766	1:54.361	184
11 Nikolas LAZOS (VIC) (13th)							3	25.268	26.838	29.033	31.905	1:53.044	187
1	1:08.791	27.021	28.149	31.211	2:35.172		4	25.274	26.860	28.701	31.858	1:52.693	181
2	24.897	26.551	28.411	31.048	1:50.907	186	5	24.999	27.046	28.702	31.546	1:52.293	180
3	25.055	26.582	28.398	30.695	1:50.730	186	6	25.380	26.634	28.034	31.771	1:51.819	180
4	24.883	26.291	27.646	30.128	1:48.948	187	7	25.633	26.707	28.244	31.672	1:52.256	180
5	24.763	26.755	29.031	30.773	1:51.322	190	8	25.216	26.552	28.225	31.369	1:51.362	179
6	24.464	26.200	27.828	30.232	1:48.724	185	9	25.361	26.627	28.189	31.391	1:51.568	180
7	24.445	25.654	27.798	30.173	1:48.070	187	33 Jordy SIMPSON (SA) (3rd)						
8	24.182	25.583	27.105	30.223	1:47.093	193	1	57.795	27.191	28.384	32.343	2:25.713	
9	24.310	26.184	27.230	30.307	1:48.031	186	2	24.563	26.152	28.291	29.920	1:48.926	190
20 Isaac AYAD (NSW) (16th)							3	24.639	25.549	27.872	30.143	1:48.203	194
1	52.805	27.749	30.121	31.211	2:21.886		4	23.858	25.523	26.857	30.090	1:46.328	193
2	24.797	26.290	28.179	30.930	1:50.196	189	5	23.574	25.186	26.927	30.068	1:45.755	185
3	25.068	26.338	28.272	30.647	1:50.325	191	6	23.493	25.253	27.008	30.081	1:45.835	185

Scott Laing
 Chief Timekeeper - Scott Laing

Tom Williams
 Race Director - Tom Williams





Rnd 2 : March 28 & 29, 2025

Sydney Motorsports Park



RACE & ROAD SUPERSPORT 300 / SHOP YAMAHA R3 CUP

Free Practice 2

Date: 28/03/25
 Event: P08
 Weather: Cloudy - Temp: 25.7C
 Track: Dry - Temp: 33.8C

Started at: 15:27:29
 Laps: 17 Min
 Starters: 32
 Posted at: 4:02 PM

PROVISIONAL SECTOR TIMES

Lap	Sector 1	Sector 2	Sector 3	Sector 4	Lap Time	Spd	Lap	Sector 1	Sector 2	Sector 3	Sector 4	Lap Time	Spd
7	23.972	25.185	26.654	29.638	1:45.449	185	2	24.267	26.340	27.802	30.380	1:48.789	190
8	23.498	24.990	26.805	29.775	1:45.068	194	3	23.952	25.869	27.865	30.156	1:47.842	187
9	24.475	25.760	27.706	44.212	2:02.153 P	187	4	23.366	25.107	26.810	30.065	1:45.348	187
34 Seth DELLOW (SA) (19th)							5	23.690	25.079	26.605	30.310	1:45.684	183
1	53.544	27.047	29.866	31.169	2:21.626		6	23.645	25.081	26.938	30.085	1:45.749	183
2	24.600	26.275	28.059	30.391	1:49.325	183	7	23.665	25.202	27.211	30.332	1:46.410	183
3	24.220	26.147	36.398	30.449	1:57.214	187	8	23.709	25.117	26.824	30.231	1:45.881	179
4	24.284	26.288	27.560	30.677	1:48.809	188	9	23.988	25.165	26.557	29.970	1:45.680	182
5	24.198	25.958	27.546	30.190	1:47.892	186	10	23.741	25.203	26.573	30.266	1:45.783	180
6	24.230	25.651	28.446	29.955	1:48.282	185	42 Riley NAUTA (QLD) (1st)						
7		1:57.557	35.869	45.979	3:19.405 P	188	1	1:34.671	25.864	27.843	30.410	2:58.788	
36 Caiden BUNWORTH (VIC) (25th)							2	23.682	25.387	26.773	29.878	1:45.720	188
1	54.274	27.970	30.068	31.610	2:23.922		3	23.356	25.213	26.578	29.796	1:44.943	188
2	25.047	27.102	29.389	31.117	1:52.655	187	4	23.323	25.179	26.479	29.923	1:44.904	188
3	25.306	27.009	28.450	30.922	1:51.687	186	5	23.302	25.122	26.629	29.717	1:44.770	187
4	24.811	26.239	28.264	30.695	1:50.009	183	6	24.079	25.449	27.225	30.208	1:46.961	190
5	24.557	26.471	28.434	31.315	1:50.777	191	7	23.735	25.237	28.170	30.021	1:47.163	194
6	24.648	25.968	28.523	30.976	1:50.115	185	8	23.621	25.212	32.809	31.347	1:52.989	188
7	24.983	26.732	27.983	31.082	1:50.780	181	9	23.508	25.121	27.697	30.023	1:46.349	191
8	24.998	26.323	28.053	31.915	1:51.289	183	43 John PELGRAVE (QLD) (10th)						
9	24.753	26.817	29.594	47.479	2:08.643 P	178	1	1:01.283	26.272	27.697	30.542	2:25.794	
39 Scott NICHOLSON (VIC) (7th)							2	24.695	26.184	28.293	29.869	1:49.041	189
1	1:33.581	25.683	32.425	30.291	3:01.980		3	24.609	25.893	27.928	30.926	1:49.356	194
2	23.690	25.246	26.950	29.971	1:45.857	191	4	24.284	25.292	27.151	29.903	1:46.630	185
3	23.599	25.049	26.972	29.967	1:45.587	190	5	24.400	25.186	26.956	29.931	1:46.473	191
4	23.378	25.246	27.058	43.101	1:58.783 P	188	6	23.800	24.960	26.984	29.844	1:45.588	188
5	1:34.448	28.572	27.351	30.022	3:00.393		7	24.266	25.183	26.901	29.853	1:46.203	190
6	24.149	25.613	27.197	29.654	1:46.613	193	8	23.815	25.203	26.852	29.803	1:45.673	193
7	24.080	25.202	26.872	29.785	1:45.939	195	9	24.084	25.190	27.084	42.813	1:59.171 P	191
8	23.953	25.893	27.468	29.952	1:47.266	187	46 William HUNT (NSW) (15th)						
9	23.592	25.147	26.829	29.950	1:45.518	187	1	52.167	27.231	28.476	31.206	2:19.080	
41 Hudson THOMPSON (NSW) (5th)							2	25.377	27.324	32.097	30.705	1:55.503	187
1	57.487	27.316	28.365	32.474	2:25.642		3	25.605	25.846	28.788	30.273	1:50.512	194
							4	24.526	25.761	27.981	30.493	1:48.761	195

Scott Laing
 Chief Timekeeper - Scott Laing

Tom Williams
 Race Director - Tom Williams





Rnd 2 : March 28 & 29, 2025

Sydney Motorsports Park



RACE & ROAD SUPERSPORT 300 / SHOP YAMAHA R3 CUP

Free Practice 2

Date: 28/03/25
 Event: P08
 Weather: Cloudy - Temp: 25.7C
 Track: Dry - Temp: 33.8C

Started at: 15:27:29
 Laps: 17 Min
 Starters: 32
 Posted at: 4:02 PM

PROVISIONAL SECTOR TIMES

Lap	Sector 1	Sector 2	Sector 3	Sector 4	Lap Time	Spd	Lap	Sector 1	Sector 2	Sector 3	Sector 4	Lap Time	Spd
5	24.310	25.674	27.726	30.735	1:48.445	185	8	23.625	25.255	26.931	30.159	1:45.970	189
6	24.594	26.321	27.951	30.383	1:49.249	188							
7	24.825	25.898	27.997	30.136	1:48.856	188							
8	24.545	25.566	27.701	29.957	1:47.769	187	61 Rossi McADAM (WA) (14th)						
9	24.525	25.954	27.773	29.986	1:48.238	188	1	51.866	27.692	31.430	32.281	2:23.269	
10	24.004	25.619	27.466	30.510	1:47.599	186	2	24.809	26.630	28.757	30.985	1:51.181	186
							3	24.673	26.567	28.439	30.546	1:50.225	187
							4	24.625	25.991	27.534	30.362	1:48.512	191
48 Valentino KNEZOVIC (NSW) (9th)							5	24.018	25.764	27.326	30.212	1:47.320	187
1	51.633	27.694	33.733	32.581	2:25.641		6	24.264	26.509	27.423	43.184	2:01.380 P	186
2	23.999	25.776	27.840	30.225	1:47.840	187	7	1:25.033	26.694	31.180	30.627	2:53.534	
3	24.130	26.281	27.340	30.294	1:48.045	192	8	24.276	25.630	27.783	30.631	1:48.320	181
4	23.454	25.312	27.083	30.276	1:46.125	188	9	24.560	25.786	27.642	30.753	1:48.741	180
5	23.911	25.054	26.636	29.981	1:45.582	180							
6	23.528	25.089	26.925	30.326	1:45.868	183	63 Mitchell CARTWRIGHT (NSW) (21th)						
7	23.868	25.056	27.342	30.073	1:46.339	180	1	1:02.992	27.712	28.169	31.202	2:30.075	
8	23.569	25.134	26.882	30.255	1:45.840	185	2	24.435	26.383	27.996	30.897	1:49.711	182
9	24.669	25.706	27.781	42.940	2:01.096 P	179	3	25.359	27.243	29.221	31.390	1:53.213	187
							4	24.850	26.774	28.862	31.447	1:51.933	185
54 Boyd COLE (NSW) (26th)							5	23.895	26.033	27.593	30.798	1:48.319	183
1	51.423	27.646	29.029	31.233	2:19.331		6	24.441	26.808	28.761	30.769	1:50.779	180
2	25.612	26.689	29.296	31.230	1:52.827	191	7	24.044	26.567	28.548	30.637	1:49.796	181
3	25.287	26.667	32.995	30.971	1:55.920	189	8	24.612	26.560	27.883	30.877	1:49.932	184
4	24.815	26.387	28.043	30.830	1:50.075	188	9	24.205	26.426	28.561	41.837	2:01.029 P	179
5	24.524	26.506	28.401	31.319	1:50.750	188							
6	24.515	26.114	28.379	31.274	1:50.282	185	66 Mitch SIMPSON (SA) (2nd)						
7	24.756	26.373	28.363	31.182	1:50.674	186	1	1:08.082	25.922	27.253	30.512	2:31.769	
8	24.691	26.303	28.262	44.494	2:03.750 P	182	2	23.737	25.431	26.940	31.248	1:47.356	181
9	55.092	26.610	28.611	31.535	2:21.848		3	23.592	26.036	26.982	29.716	1:46.326	183
							4	23.632	24.989	27.252	29.662	1:45.535	191
55 Jake PAIGE (QLD) (4th)							5	23.349	25.040	26.729	29.974	1:45.092	190
1	1:10.435	25.409	27.206	47.256	2:50.306 P		6	23.474	25.134	26.565	29.873	1:45.046	182
2	3:15.612	25.460	27.414	30.114	4:38.600		7	23.335	25.103	26.612	30.025	1:45.075	186
3	23.626	25.543	27.363	29.913	1:46.445	189	8	23.721	25.024	26.845	29.581	1:45.171	182
4	23.675	25.469	27.137	29.908	1:46.189	189	9	23.398	25.516	27.217	29.830	1:45.961	190
5	23.419	25.149	26.980	29.727	1:45.275	190	10	23.608	25.221	26.735	30.158	1:45.722	185
6	25.028	25.354	27.220	29.936	1:47.538	189							
7	23.462	25.113	26.852	29.693	1:45.120	189	67 Tom NICOLSON (VIC) (12th)						

Scott Laing
 Chief Timekeeper - Scott Laing

Tom Williams
 Race Director - Tom Williams





Rnd 2 : March 28 & 29, 2025

Sydney Motorsports Park



RACE & ROAD SUPERSPORT 300 / SHOP YAMAHA R3 CUP

Free Practice 2

Date: 28/03/25
 Event: P08
 Weather: Cloudy - Temp: 25.7C
 Track: Dry - Temp: 33.8C

Started at: 15:27:29
 Laps: 17 Min
 Starters: 32
 Posted at: 4:02 PM

PROVISIONAL SECTOR TIMES

Lap	Sector 1	Sector 2	Sector 3	Sector 4	Lap Time	Spd	Lap	Sector 1	Sector 2	Sector 3	Sector 4	Lap Time	Spd
1	31.249	26.338	28.417	30.991	1:56.995		4	25.226	27.078	28.716	31.421	1:52.441	182
2	24.564	26.003	28.112	30.392	1:49.071	186	5	<u>24.717</u>	26.649	28.612	31.611	1:51.589	183
3	24.315	25.702	27.660	30.514	1:48.191	187	6	24.798	26.570	28.450	31.226	1:51.044	182
4	24.266	25.500	27.544	30.359	1:47.669	188	7	25.388	26.717	28.341	<u>31.183</u>	1:51.629	181
5	24.385	25.731	29.251	43.181	2:02.548 P	187	8	24.854	26.718	28.202	31.274	1:51.048	180
6	46.923	25.745	28.002	30.005	2:10.675		9	24.804	<u>26.378</u>	<u>27.996</u>	31.348	<u>1:50.526</u>	181
7	24.415	25.852	27.990	30.143	1:48.400	191	85 Phoenix O'BRIEN (VIC) (23th)						
8	24.185	25.451	27.519	29.994	1:47.149	189	1	53.592	27.857	29.664	31.445	2:22.558	
9	<u>24.058</u>	<u>25.372</u>	<u>27.511</u>	<u>29.831</u>	<u>1:46.772</u>	191	2	25.140	26.408	28.815	30.813	1:51.176	188
10	24.453	25.872	28.719	50.545	2:09.589 P	194	3	25.214	26.311	29.070	<u>30.658</u>	1:51.253	188
71 Hudson AIR (SA) (31th)							4	25.313	26.574	28.712	31.510	1:52.109	190
1	50.718	27.734	28.710	31.729	2:18.891		5	25.115	26.465	<u>27.828</u>	30.816	1:50.224	185
2	25.394	26.777	29.100	31.568	1:52.839	183	6	<u>24.655</u>	26.135	27.960	30.683	<u>1:49.433</u>	180
3	25.134	26.945	29.265	<u>31.465</u>	1:52.809	186	7	24.659	26.206	27.854	30.819	1:49.538	183
4	25.601	26.673	<u>28.658</u>	31.576	1:52.508	185	8	24.889	26.031	36.880	32.311	2:00.111	180
5	<u>25.018</u>	<u>26.598</u>	28.678	31.599	<u>1:51.893</u>	185	9	24.674	<u>25.967</u>	28.074	31.406	1:50.121	180
6	25.650	26.624	28.678	31.586	1:52.538	182	95 Tara MORRISON (SA) (11th)						
7	25.262	27.519	29.316	31.678	1:53.775	181	1	1:34.297	25.543	32.361	30.666	3:02.867	
8	25.336	27.013	29.157	31.761	1:53.267	184	2	24.067	25.805	27.349	30.057	1:47.278	190
9	25.204	27.011	28.756	31.832	1:52.803	183	3	23.923	25.270	27.151	<u>30.050</u>	1:46.394	190
83 Alvin WU (QLD) (29th)							4	23.963	25.053	26.996	30.802	1:46.814	188
1	53.433	28.103	30.088	32.446	2:24.070		5	24.050	25.084	27.626	49.495	2:06.255 P	186
2	25.499	28.142	29.109	32.338	1:55.088	185	6	1:15.820	25.309	27.188	30.304	2:38.621	
3	25.619	27.128	29.283	31.966	1:53.996	179	7	24.109	<u>24.964</u>	<u>26.884</u>	30.187	<u>1:46.144</u>	189
4	24.903	27.042	28.735	31.607	1:52.287	183	8	<u>23.879</u>	25.253	27.097	43.351	1:59.580 P	187
5	<u>24.844</u>	26.579	29.191	32.040	1:52.654	181	98 Tianhao ZHAO (VIC) (24th)						
6	24.897	26.751	28.475	31.703	1:51.826	180	1	50.399	27.451	28.254	32.277	2:18.381	
7	25.333	26.823	28.311	31.656	1:52.123	178	2	24.986	26.941	29.050	31.605	1:52.582	173
8	24.895	<u>26.463</u>	28.318	31.624	<u>1:51.300</u>	180	3	24.514	26.375	28.636	31.433	1:50.958	176
9	25.169	26.921	<u>28.053</u>	<u>31.528</u>	1:51.671	177	4	25.384	<u>25.893</u>	28.794	31.355	1:51.426	179
84 Zachary RUSSO (NSW) (28th)							5	24.531	26.068	27.983	<u>31.137</u>	1:49.719	182
1	1:02.597	38.727	30.824	32.372	2:44.520		6	<u>24.454</u>	26.216	27.769	31.163	<u>1:49.602</u>	180
2	25.260	27.487	29.075	31.849	1:53.671	183	7		1:13.294	28.522	32.071	2:13.887	180
3	25.115	27.074	28.822	31.834	1:52.845	183	8	24.983	26.633	27.860	31.668	1:51.144	173

Scott Laing
 Chief Timekeeper - Scott Laing

Tom Williams
 Race Director - Tom Williams





Rnd 2 : March 28 & 29, 2025

Sydney Motorsports Park



RACE & ROAD SUPERSPORT 300 / SHOP YAMAHA R3 CUP

Free Practice 2

Date: 28/03/25
 Event: P08
 Weather: Cloudy - Temp: 25.7C
 Track: Dry - Temp: 33.8C

Started at: 15:27:29
 Laps: 17 Min
 Starters: 32
 Posted at: 4:02 PM

PROVISIONAL SECTOR TIMES

Lap	Sector 1	Sector 2	Sector 3	Sector 4	Lap Time	Spd	Lap	Sector 1	Sector 2	Sector 3	Sector 4	Lap Time	Spd
9	24.816	26.555	<u>27.725</u>	31.514	1:50.610	174	5	1:42.420	26.810	28.018	30.970	3:08.218	
							6	24.256	25.937	27.564	30.445	1:48.202	182
99 Nixon FROST (NZ) (18th)							7	24.310	25.809	27.560	30.398	1:48.077	183
1	52.672	27.451	30.104	31.683	2:21.910		8	24.131	25.715	<u>27.523</u>	<u>30.330</u>	<u>1:47.699</u>	184
2	25.182	26.587	28.584	31.060	1:51.413	188	9	<u>24.104</u>	<u>25.681</u>	28.486	30.760	1:49.031	184
3	24.729	26.363	29.143	30.982	1:51.217	190							
4	24.624	25.812	28.024	30.873	1:49.333	187	323 Flynn JACOBS (SA) (27th)						
5	25.072	25.886	27.864	30.631	1:49.453	179	1	1:38.946	30.092	30.284	31.403	3:10.725	
6	24.928	25.852	27.716	30.720	1:49.216	190	2	25.306	27.440	28.632	31.017	1:52.395	178
7	24.684	25.770	27.557	30.541	1:48.552	191	3	24.828	26.909	27.979	31.070	1:50.786	178
8	<u>24.360</u>	<u>25.604</u>	<u>27.429</u>	30.498	<u>1:47.891</u>	188	4	25.071	26.769	28.089	31.187	1:51.116	177
9	24.369	25.840	27.723	<u>30.099</u>	1:48.031	188	5	25.008	26.465	28.120	31.013	1:50.606	176
							6	24.721	<u>26.327</u>	27.954	31.414	1:50.416	177
128 Tyler KING (VIC) (6th)							7	24.835	26.418	28.054	30.833	<u>1:50.140</u>	177
1	54.549	27.284	29.564	31.044	2:22.441		8	24.974	26.968	28.494	<u>30.815</u>	1:51.251	178
2	24.932	26.284	28.028	30.996	1:50.240	195	9	<u>24.701</u>	26.362	<u>27.913</u>	45.801	2:04.777 P	180
3	25.157	26.209	28.339	30.107	1:49.812	195							
4	24.536	25.434	27.626	30.418	1:48.014	199	660 Adam JORDAN (NSW) (32th)						
5	24.330	25.092	26.928	29.868	1:46.218	190	1	35.369	31.220	31.819	33.621	2:12.029	
6	24.051	<u>25.077</u>	27.416	29.661	1:46.205	193	2	26.971	30.216	31.124	33.043	2:01.354	173
7	24.051	25.355	27.397	29.767	1:46.570	199	3	26.808	29.746	32.486	32.823	2:01.863	182
8	<u>23.766</u>	25.175	<u>26.923</u>	<u>29.516</u>	<u>1:45.380</u>	194	4	26.493	29.555	30.885	33.123	2:00.056	177
9	24.171	25.256	27.139	29.901	1:46.467	191	5	26.639	29.475	30.895	32.972	1:59.981	174
10	24.211	25.443	26.969	30.162	1:46.785	188	6	<u>26.037</u>	29.226	30.592	32.691	1:58.546	173
							7	26.340	<u>28.915</u>	30.422	32.751	1:58.428	173
222 Lincoln KNIGHT (NSW) (17th)							8	26.527	28.957	30.343	32.585	1:58.412	173
1	26.622	26.746	28.057	31.150	1:52.575		9	26.141	29.356	<u>30.103</u>	<u>32.479</u>	<u>1:58.079</u>	175
2	24.496	26.277	27.879	30.739	1:49.391	181							
3	24.447	26.142	27.710	30.714	1:49.013	183							
4	24.281	26.136	28.125	44.061	2:02.603 P	181							

Scott Daing
 Chief Timekeeper - Scott Daing

Tom Williams
 Race Director - Tom Williams





Rnd 2 : March 28 & 29, 2025
Sydney Motorsports Park



RACE & ROAD SUPERSPORT 300 / SHOP YAMAHA R3 CUP


Free Practice 2

Date: 28/03/25
Event: P08
Weather: Cloudy - Temp: 25.7C
Track: Dry - Temp: 33.8C


Started at: 15:27:29
Laps: 17 Min
Starters: 32
Posted at: 4:02 PM

PROVISIONAL FASTEST LAPS SEQUENCE

Race Time	No	Name	Machine	Fastest Lap	On Lap
3:41.966	222	Lincoln KNIGHT (NSW)	Yamaha YZF-R3	1:49.391	2
3:46.066	67	Tom NICOLSON (VIC)	Kawasaki Ninja	1:49.071	2
4:13.481	48	Valentino KNEZOVIC (NSW)	Yamaha YZF-R3	1:47.840	2
4:19.125	66	Mitch SIMPSON (SA)	Yamaha YZF-R3	1:47.356	2
4:44.508	42	Riley NAUTA (QLD)	Kawasaki Ninja	1:45.720	2
6:29.451	42	Riley NAUTA (QLD)	Kawasaki Ninja	1:44.943	3
8:14.355	42	Riley NAUTA (QLD)	Kawasaki Ninja	1:44.904	4
9:59.125	42	Riley NAUTA (QLD)	Kawasaki Ninja	1:44.770	5


Chief Timekeeper - Scott Laing


Race Director - Tom Williams





Rnd 2 : March 28 & 29, 2025

Sydney Motorsports Park



RACE & ROAD SUPERSPORT 300 / SHOP YAMAHA R3 CUP

Free Practice 2

Date: 28/03/25
 Event: P08
 Weather: Cloudy - Temp: 25.7C
 Track: Dry - Temp: 33.8C

Started at: 15:27:29
 Laps: 17 Min
 Starters: 32
 Posted at: 4:02 PM

PROVISIONAL BEST SECTOR TIMES

Pos	Sector 1		Sector 2		Sector 3		Sector 4		Lap		Ideal	Fastest	Diff
	Name	Time	Name	Time	Name	Time	Name	Time	Name	Time			
1	R. NAUTA	23.302	J. PELGRAVE	24.960	R. NAUTA	26.479	T. KING	29.516	M. SIMPSON	1:44.470	1:45.046	.576	
2	M. SIMPSON	23.335	T. MORRISON	24.964	H. THOMPSON	26.557	M. SIMPSON	29.581	R. NAUTA	1:44.619	1:44.770	.151	
3	H. THOMPSON	23.366	M. SIMPSON	24.989	M. SIMPSON	26.565	O. SHORT	29.632	J. SIMPSON	1:44.775	1:45.068	.293	
4	S. NICHOLSON	23.378	J. SIMPSON	24.990	V. KNEZOVIC	26.636	J. SIMPSON	29.638	S. NICHOLSON	1:44.910	1:45.518	.608	
5	J. PAIGE	23.419	O. SHORT	25.040	J. SIMPSON	26.654	S. NICHOLSON	29.654	H. THOMPSON	1:44.972	1:45.348	.376	
6	V. KNEZOVIC	23.454	S. NICHOLSON	25.049	S. NICHOLSON	26.829	J. PAIGE	29.693	J. PAIGE	1:45.077	1:45.120	.043	
7	J. SIMPSON	23.493	V. KNEZOVIC	25.054	J. PAIGE	26.852	R. NAUTA	29.717	V. KNEZOVIC	1:45.125	1:45.582	.457	
8	O. SHORT	23.598	T. KING	25.077	J. PELGRAVE	26.852	J. PELGRAVE	29.803	O. SHORT	1:45.154	1:45.571	.417	
9	T. KING	23.766	H. THOMPSON	25.079	T. MORRISON	26.884	T. NICOLSON	29.831	T. KING	1:45.282	1:45.380	.098	
10	J. PELGRAVE	23.800	J. PAIGE	25.113	O. SHORT	26.884	S. DELLOW	29.955	J. PELGRAVE	1:45.415	1:45.588	.173	
11	T. MORRISON	23.879	R. NAUTA	25.121	T. KING	26.923	W. HUNT	29.957	T. MORRISON	1:45.777	1:46.144	.367	
12	M. CARTWRI	23.895	T. NICOLSON	25.372	N. LAZOS	27.105	H. THOMPSON	29.970	T. NICOLSON	1:46.772	1:46.772	.000	
13	M. RITTER	24.003	W. HUNT	25.566	I. AYAD	27.260	V. KNEZOVIC	29.981	W. HUNT	1:46.993	1:47.599	.606	
14	W. HUNT	24.004	N. LAZOS	25.583	M. RITTER	27.299	I. AYAD	30.029	N. LAZOS	1:46.998	1:47.093	.095	
15	R. McADAM	24.018	N. FROST	25.604	R. McADAM	27.326	T. MORRISON	30.050	R. McADAM	1:47.186	1:47.320	.134	
16	T. NICOLSON	24.058	R. McADAM	25.630	N. FROST	27.429	N. FROST	30.099	S. DELLOW	1:47.350	1:47.892	.542	
17	L. KNIGHT	24.104	S. DELLOW	25.651	W. HUNT	27.466	N. LAZOS	30.128	I. AYAD	1:47.400	1:47.633	.233	
18	N. LAZOS	24.182	I. AYAD	25.671	T. NICOLSON	27.511	R. McADAM	30.212	N. FROST	1:47.492	1:47.891	.399	
19	S. DELLOW	24.198	L. KNIGHT	25.681	E. DELLOW	27.520	M. RITTER	30.280	M. RITTER	1:47.495	1:48.167	.672	
20	N. FROST	24.360	T. ZHAO	25.893	L. KNIGHT	27.523	L. KNIGHT	30.330	L. KNIGHT	1:47.638	1:47.699	.061	
21	I. AYAD	24.440	E. DELLOW	25.904	S. DELLOW	27.546	E. DELLOW	30.367	M. CARTWRIG	1:48.158	1:48.319	.161	
22	T. ZHAO	24.454	M. RITTER	25.913	M. CARTWRI	27.593	M. CARTWRI	30.637	E. DELLOW	1:48.274	1:48.491	.217	
23	E. DELLOW	24.483	P. O'BRIEN	25.967	T. ZHAO	27.725	P. O'BRIEN	30.658	P. O'BRIEN	1:49.108	1:49.433	.325	
24	B. COLE	24.515	C. BUNWORT	25.968	P. O'BRIEN	27.828	C. BUNWORT	30.695	C. BUNWORTH	1:49.203	1:50.009	.806	
25	C. BUNWORT	24.557	M. CARTWRI	26.033	F. JACOBS	27.913	F. JACOBS	30.815	T. ZHAO	1:49.209	1:49.602	.393	
26	P. O'BRIEN	24.655	B. COLE	26.114	C. BUNWORT	27.983	B. COLE	30.830	B. COLE	1:49.502	1:50.075	.573	
27	F. JACOBS	24.701	F. JACOBS	26.327	Z. RUSSO	27.996	T. ZHAO	31.137	F. JACOBS	1:49.756	1:50.140	.384	
28	Z. RUSSO	24.717	Z. RUSSO	26.378	Z. BECKINSA	28.034	Z. RUSSO	31.183	Z. RUSSO	1:50.274	1:50.526	.252	
29	A. WU	24.844	A. WU	26.463	B. COLE	28.043	Z. BECKINSA	31.369	A. WU	1:50.888	1:51.300	.412	
30	Z. BECKINSA	24.999	Z. BECKINSA	26.552	A. WU	28.053	H. AIR	31.465	Z. BECKINSAL	1:50.954	1:51.362	.408	
31	H. AIR	25.018	H. AIR	26.598	H. AIR	28.658	A. WU	31.528	H. AIR	1:51.739	1:51.893	.154	
32	A. JORDAN	26.037	A. JORDAN	28.915	A. JORDAN	30.103	A. JORDAN	32.479	A. JORDAN	1:57.534	1:58.079	.545	

Scott Laing
 Chief Timekeeper - Scott Laing

Tom Williams
 Race Director - Tom Williams





Rnd 2 : March 28 & 29, 2025

Sydney Motorsports Park



**RACE & ROAD SUPERSPORT 300 / SHOP YAMAHA R3 CUP
Combined Practices**

PROVISIONAL MERGED CLASSIFICATION

Date: 28/03/25

Posted at: 4:02 PM

Pos	No	Name	Class	Machine	Event P03	Event P08	Fastest Lap
1	42	Riley NAUTA (QLD) / Champion's Ride Days / Dunlop / Kawasaki		Kawasaki Ninja	1:46.243	1:44.770	1:44.770
2	66	Mitch SIMPSON (SA) / YRD / Yamaha Australia / Simpson Crash / Simpson Signs	R3	Yamaha YZF-R3	1:46.346	1:45.046	1:45.046
3	33	Jordy SIMPSON (SA) / YRD / Yamaha Australia / Simpson Crash / Simpson Signs	R3	Yamaha YZF-R3	1:46.434	1:45.068	1:45.068
4	55	Jake PAIGE (QLD) / Champions Ride Days / Dunlop / Kawasaki		Kawasaki Ninja	1:45.435	1:45.120	1:45.120
5	41	Hudson THOMPSON (NSW) / I & K Excavations / Motostars / 4SRLS2	R3	Yamaha YZF-R3	1:46.221	1:45.348	1:45.348
6	128	Tyler KING (VIC) / AVA NZ		Kawasaki Ninja	1:49.080	1:45.380	1:45.380
7	39	Scott NICHOLSON (VIC) / Traction Control M-sports / G. Williams Motorcycle Eng. / RST Moto		Kawasaki Ninja	1:45.750	1:45.518	1:45.518
8	7	Oliver SHORT (VIC) / Highside / 1self / FUSport / Handcrafted Homes / Racelines		Kawasaki Ninja	1:48.888	1:45.571	1:45.571
9	48	Valentino KNEZOVIC (NSW) / Excite Motorsport / Billetta Imports / MotoCity Wollongong	R3	Yamaha YZF-R3	1:47.258	1:45.582	1:45.582
10	43	John PELGRAVE (QLD) / Marty's Moto / Mental Monkey / Ricondi / Dunlop	R3	Yamaha YZF-R3	1:47.654	1:45.588	1:45.588
11	95	Tara MORRISON (SA) / Active Tree Services / Nightmare Cleaning Co / Morgans Cranes		Kawasaki Ninja	1:47.170	1:46.144	1:46.144
12	67	Tom NICOLSON (VIC) / LS2 Helmets / Calder Auto Electrics / Ord's M-cycles Ararat		Kawasaki Ninja	1:49.568	1:46.772	1:46.772
13	11	Nikolas LAZOS (VIC) / Trianon Transport / GRM / Macfield / Consoil	R3	Yamaha YZF-R3	1:49.318	1:47.093	1:47.093
14	61	Rossi McADAM (WA) / Ma17tin Coaching / Premier Service Australia / 61 Club	R3	Yamaha YZF-R3	1:47.975	1:47.320	1:47.320
15	46	William HUNT (NSW) / Knight Designs / Loadlink / AT 1 Pro Race Suits / Picture Me Rollin	R3	Yamaha YZF-R3	1:48.310	1:47.599	1:47.599
16	20	Isaac AYAD (NSW) / Portbike Racing		Kawasaki Ninja	1:52.346	1:47.633	1:47.633
17	222	Lincoln KNIGHT (NSW) / Astina / Penrite Oil / Race & Road / Knight Fencing	R3	Yamaha YZF-R3	1:48.762	1:47.699	1:47.699
18	99	Nixon FROST (NZ) / Bridgestone / Evolution Sports Group	R3	Yamaha YZF-R3	1:51.539	1:47.891	1:47.891
19	34	Seth DELLOW (SA) / TeamBWR / Murrundi Ferry Services / Dunlop / Race & Road	R3	Yamaha YZF-R3	1:48.337	1:47.892	1:47.892
20	23	Matthew RITTER (VIC) / Race Center / AGV / The Grinning Dingo / YRD	R3	Yamaha YZF-R3	1:50.287	1:48.167	1:48.167
21	63	Mitchell CARTWRIGHT (NSW) / Motocity / Complete AV / FSport / Tactical Recovery	R3	Yamaha YZF-R3	1:49.626	1:48.319	1:48.319
22	4	Ethan DELLOW (SA) / TeamBWR / Murrundi Ferry Services / Dunlop / Race & Road	R3	Yamaha YZF-R3	1:50.495	1:48.491	1:48.491
23	85	Phoenix O'BRIEN (VIC) / MotoGo Yamaha	R3	Yamaha YZF-R3	1:49.452	1:49.433	1:49.433
24	98	Tianhao ZHAO (VIC) / Moto Ridenow / GB Racing / SBS / Fast Freddie Tyre Service	R3	Yamaha YZF-R3	1:52.695	1:49.602	1:49.602
25	36	Caiden BUNWORTH (VIC) / Core24 Health and Fitness		Kawasaki Ninja	1:52.895	1:50.009	1:50.009
26	54	Boyd COLE (NSW) / Pulford Air & Gas		Kawasaki Ninja	1:51.652	1:50.075	1:50.075
27	323	Flynn JACOBS (SA) / Enzed Adelaide / Yamaha World / Royal Enfield	R3	Yamaha YZF-R3	1:51.639	1:50.140	1:50.140
28	84	Zachary RUSSO (NSW) / Competitive Edge Performance / Secure Building Solutions	R3	Yamaha YZF-R3	1:53.868	1:50.526	1:50.526
29	83	Alvin WU (QLD) / Addicted To Track	R3	Yamaha YZF-R3	1:54.417	1:51.300	1:51.300
30	28	Zane BECKINSALE (NSW) / Motoschool Racing Team	R3	Yamaha YZF-R3	1:52.799	1:51.362	1:51.362
31	71	Hudson AIR (SA) / Butterfields Services (Aust) / Electric Brake Specialist	R3	Yamaha YZF-R3	1:55.305	1:51.893	1:51.893
32	56	Oscar LEWIS (NSW) / Motoschool Racing Team	R3	Yamaha YZF-R3	1:54.500	1:51.500	1:51.500
33	660	Adam JORDAN (NSW) / Manage Fuel Delivery Systems	R3	Yamaha YZF-R3	2:00.645	1:58.079	1:58.079
34	18	Elijah ANDREW (NSW) / Motoschool Racing Team		Yamaha YZF-R3	2:01.362	2:01.362	2:01.362

Scott Laing
Chief Timekeeper - Scott Laing

Tom Williams
Race Director - Tom Williams



Rnd 2 : March 28 & 29, 2025

Sydney Motorsports Park



RACE & ROAD SUPERSPORT 300 / SHOP YAMAHA R3 CUP

Free Practice 2

Date: 28/03/25
Event: P08
Weather: Cloudy - Temp: 25.7C
Track: Dry - Temp: 33.8C

Started at: 15:27:29
Laps: 17 Min
Starters: 32
Posted at: 4:02 PM

PROVISIONAL RACE INFORMATION

Time	Description
15:27:29	Event Start
15:27:29	PIT EXIT OPEN
15:32:16	Rider 11 (Nikolas LAZOS) GPS NOT WORKING
15:39:57	Rider 34 (Seth DELLOW) CRASHED TURN 3 - RIDER UP
15:44:38	Chequered Flag
15:46:59	Rider 4 (Ethan DELLOW), 99 (Nixon FROST) CRASHED TURN 12 - RIDER UP
15:48:46	Event Finish



Chief Timekeeper - Scott Laing



Race Director - Tom Williams

