



Rnd 2 : March 28 & 29, 2025

Sydney Motorsports Park

Kawasaki

Let the Good Times Roll
KAWASAKI SUPERSPORT



Date: 29/03/25
Event: R05
Weather: Overcast - Temp: 21.4C
Track: Damp - Temp: 24.1C

Race 1

Started at: 16:13:35
Laps: 11
Starters: 19
Posted at: 4:38 PM

PROVISIONAL CLASSIFICATION

Pos	No	Name	Machine	Laps	Race Time	Behind Leader	Behind Prev	Fastest Lap	On Lap
1	37	Jack MAHAFFY (VIC) / Stop and Sea / LS2 Helmets / FUSport	Yamaha YZF-R6	11	18:41.914			1:39.843	11
2	65	Will NASSIF (NSW) / Shark Leathers / Anderson Stands / LS2 Helmets / Motorstars	Yamaha YZF-R6	11	18:41.916	.002	.002	1:37.636	11
3	13	Marcus HAMOD (NSW) / Motocity / Valor Construction Services / Macna / AGV	Honda CBR RR	11	18:41.928	.014	.012	1:37.777	11
4	5	Olly SIMPSON (SA) / BC Performance Kawasaki / Landscapesupplies.com.au / Maxim Aircon.	Kawasaki ZX6R	11	18:43.898	1.984	1.970	1:40.667	11
5	11	Jesus TORRES CABRERA (NSW) / Port Bike Racing	Yamaha YZF-R6	11	19:01.928	20.014	18.030	1:41.746	10
6	279	Hayden NELSON (NSW) / BC Performance Kawasaki / Landscapesupplies.com.au / Maxim Aircon.	Kawasaki ZX6R	11	19:01.974	20.060	.046	1:42.482	7
7	12	Levi RUSSO (NSW) / Russo Performance / FUSport	Yamaha YZF-R6	11	19:02.804	20.890	.830	1:41.685	10
8	18	Liam WATERS (QLD) / Team BWR / Michelin / Billetta Imports / Race & Road	Yamaha YZF-R6	11	19:18.932	37.018	16.128	1:42.848	10
9	69	Archie McDONALD (NSW) / Stop and Seal / Joss Group / Michelin / Barney's Rubble / Shark Leathers	Yamaha YZF-R6	11	19:25.637	43.723	6.705	1:43.984	11
10	9	Glenn NELSON (QLD) / Stop and Seal / All Spa Repairs / Michelin / Race & Road	Yamaha YZF-R6	11	19:25.879	43.965	.242	1:43.563	11
11	86	Damien ADAMS (NSW) / TeamBWR / Competitive Edge Perform. / Michelin / Racing & Road	Yamaha YZF-R6	11	19:27.067	45.153	1.188	1:44.139	11
12	51	Sam PEZZETTA (SA) / Global Axis Import Solutions / DAZLDPass Maint. / Pezzetta Cleaning	Yamaha YZF-R6	11	19:30.098	48.184	3.031	1:44.726	10
13	44	Tom BRAMICH (VIC) / Apex Building Supplies / Elliott Bros. Bendigo / Carl Cox M-sport / YRD	Yamaha YZF-R6	11	19:38.088	56.174	7.990	1:45.431	5
14	8	Hunter FORD (NSW) / Held Aust. / MIG Motarrad / Sportcycles Dynotune & Perform. / Michelin	Yamaha YZF-R6	11	20:16.412	1:34.498	38.324	1:41.555	7
15	72	Ryder GILBERT (SA) / Gilbert Design & Construct / Routleys Plumbing / BLK Energy / SA Race Bikes	Yamaha YZF-R6	11	20:17.374	1:35.460	.962	1:48.645	6
16	87	Brock QUINLAN (SA) / Unitek Racing / Hoey Racing / Ricondo / Fusport	Yamaha YZF-R6	11	20:17.634	1:35.720	.260	1:48.693	6
17	4	Simone BOLDRINI (NSW) / Symbolic Motorsport Serv. / TF Moto / Maselli Suspension / Bucci Moto	Yamaha YZF-R6	11	20:18.081	1:36.167	.447	1:48.497	11
18	17	Joshua NEWMAN (NSW) / Evolution Sport Group / Corish Motorsports / Pirelli	Yamaha YZF-R6	11	20:19.111	1:37.197	1.030	1:42.238	7
DNF	49	Jake FARNSWORTH (NSW) / Worth Racing Developments / YRD / PirelliMoto / Mr Metal Apparel	Yamaha YZF-R6	3	5:13.455	7 Laps		1:42.849	2

Fastest Lap was 1:37.636 by 65 Will NASSIF (NSW)

Current race lap record for SS class - 1:31.484 by Tom TOPARIS (NSW) on a Yamaha YZF-R6 set on 23/03/24

The results are provisional until the expiration of the time limit for protests and appeals.


Chief Timekeeper - Scott Laing


Race Director - Tom Williams





Rnd 2 : March 28 & 29, 2025

Sydney Motorsports Park

Kawasaki

Let the Good Times Roll
KAWASAKI SUPERSPORT

Race 1



Date: 29/03/25
Event: R05
Weather: Overcast - Temp: 21.4C
Track: Damp - Temp: 24.1C

Started at: 16:13:35
Laps: 11
Starters: 19
Posted at: 4:38 PM

PROVISIONAL LAP TIMES

No	Name	Lap 1	Lap 2	Lap 3	Lap 4	Lap 5	Lap 6	Lap 7	Lap 8	Lap 9	Lap 10	Lap 11
4	Simone BOLDRINI (NSW)	1:59.301	1:50.500	1:50.603	1:51.310	1:48.596	1:49.023	1:50.195	1:50.407	1:49.989	1:49.660	1:48.497
5	Olly SIMPSON (SA)	1:47.502	1:42.641	1:42.212	1:41.990	1:42.105	1:41.567	1:41.554	1:41.391	1:41.253	1:41.016	1:40.667
8	Hunter FORD (NSW)	1:52.478	1:42.870	1:43.407	1:42.297	1:43.200	1:44.955	1:41.555	1:42.461	1:42.584	1:43.157	2:57.448
9	Glenn NELSON (QLD)	1:53.060	1:47.040	1:46.153	1:45.990	1:45.758	1:44.635	1:45.033	1:44.792	1:45.635	1:44.220	1:43.563
11	Jesus TORRES CABRERA (NSW)	1:51.619	1:43.642	1:43.461	1:43.446	1:42.758	1:44.210	1:43.054	1:43.103	1:42.350	1:41.746	1:42.539
12	Levi RUSSO (NSW)	1:51.208	1:44.643	1:43.644	1:43.012	1:43.016	1:43.585	1:43.090	1:43.120	1:42.411	1:41.685	1:43.390
13	Marcus HAMOD (NSW)	1:53.190	1:44.805	1:43.170	1:42.629	1:41.766	1:41.020	1:40.795	1:39.773	1:38.463	1:38.540	1:37.777
17	Joshua NEWMAN (NSW)	1:52.956	1:44.125	1:43.959	1:43.765	1:42.905	1:42.633	1:42.238	1:42.603	1:42.504	1:42.324	2:59.099
18	Liam WATERS (QLD)	1:54.656	1:46.308	1:45.481	1:44.949	1:44.953	1:44.386	1:43.716	1:43.710	1:43.814	1:42.848	1:44.111
37	Jack MAHAFFY (VIC)	1:48.634	1:41.858	1:42.473	1:41.533	1:41.893	1:41.748	1:41.641	1:41.382	1:41.043	1:39.866	1:39.843
44	Tom BRAMICH (VIC)	1:54.070	1:46.827	1:46.092	1:46.505	1:45.431	1:45.934	1:46.450	1:46.819	1:46.495	1:46.350	1:47.115
49	Jake FARNSWORTH (NSW)	1:47.401	1:42.849	1:43.205								
51	Sam PEZZETTA (SA)	1:54.212	1:46.048	1:46.213	1:46.580	1:45.227	1:44.841	1:45.071	1:45.590	1:45.522	1:44.726	1:46.068
65	Will NASSIF (NSW)	1:54.264	1:44.461	1:42.760	1:41.957	1:41.447	1:41.687	1:40.798	1:40.131	1:38.501	1:38.274	1:37.636
69	Archie McDONALD (NSW)	1:52.314	1:46.928	1:45.645	1:46.298	1:45.766	1:45.565	1:44.742	1:45.097	1:45.313	1:43.985	1:43.984
72	Ryder GILBERT (SA)	1:59.084	1:51.657	1:50.396	1:50.886	1:49.213	1:48.645	1:49.601	1:50.000	1:49.788	1:49.269	1:48.835
86	Damien ADAMS (NSW)	1:55.811	1:46.295	1:45.160	1:45.536	1:44.781	1:44.624	1:44.861	1:45.187	1:45.513	1:45.160	1:44.139
87	Brock QUINLAN (SA)	1:58.304	1:50.969	1:50.804	1:51.305	1:49.327	1:48.693	1:49.505	1:50.438	1:49.453	1:49.731	1:49.105
279	Hayden NELSON (NSW)	1:49.475	1:43.849	1:44.035	1:43.379	1:43.473	1:43.763	1:42.482	1:42.671	1:43.007	1:43.014	1:42.826


The results are provisional until the expiration of the time limit for protests and appeals.



Chief Timekeeper - Scott Laing



Race Director - Tom Williams





Rnd 2 : March 28 & 29, 2025

Sydney Motorsports Park

Kawasaki

Let the Good Times Roll
KAWASAKI SUPERSPORT



Date: 29/03/25
Event: R05
Weather: Overcast - Temp: 21.4C
Track: Damp - Temp: 24.1C

Race 1

Started at: 16:13:35
Laps: 11
Starters: 19
Posted at: 4:38 PM

PROVISIONAL SECTOR TIMES

Lap	Sector 1	Sector 2	Sector 3	Sector 4	Lap Time	Spd	Lap	Sector 1	Sector 2	Sector 3	Sector 4	Lap Time	Spd
4 Simone BOLDRINI (NSW) (17th)							2	24.501	26.149	28.303	28.087	1:47.040	252
1	32.996	27.629	30.029	28.647	1:59.301	101	3	24.253	25.826	28.033	28.041	1:46.153	243
2	25.525	26.941	29.326	28.708	1:50.500	237	4	24.157	25.957	27.940	27.936	1:45.990	241
3	25.291	27.457	29.196	28.659	1:50.603	232	5	23.986	25.613	28.323	27.836	1:45.758	242
4	25.550	27.279	29.617	28.864	1:51.310	233	6	23.901	25.317	27.705	27.712	1:44.635	239
5	25.106	26.505	28.367	28.618	1:48.596	232	7	23.891	25.610	27.730	27.802	1:45.033	248
6	25.168	26.575	28.703	28.577	1:49.023	232	8	23.737	25.664	27.787	27.604	1:44.792	242
7	25.613	26.954	28.838	28.790	1:50.195	227	9	24.047	26.009	27.787	27.792	1:45.635	249
8	25.424	27.166	28.862	28.955	1:50.407	228	10	23.561	25.392	27.546	27.721	1:44.220	241
9	25.459	26.792	28.821	28.917	1:49.989	234	11	23.388	25.407	27.465	27.303	1:43.563	238
10	24.906	26.844	29.178	28.732	1:49.660	231	11 Jesus TORRES CABRERA (NSW) (5th)						
11	24.736	26.480	28.775	28.506	1:48.497	232	1	29.983	25.939	27.900	27.797	1:51.619	85
5 Ollly SIMPSON (SA) (4th)							2	23.336	25.451	27.245	27.610	1:43.642	242
1	28.681	25.129	26.838	26.854	1:47.502	77	3	23.495	25.419	27.062	27.485	1:43.461	242
2	23.509	25.005	26.803	27.324	1:42.641	246	4	23.742	25.256	26.927	27.521	1:43.446	242
3	23.226	24.934	26.955	27.097	1:42.212	238	5	23.420	25.295	26.662	27.381	1:42.758	242
4	23.214	24.788	26.826	27.162	1:41.990	241	6	23.800	25.433	27.103	27.874	1:44.210	243
5	23.170	24.898	26.777	27.260	1:42.105	239	7	23.529	25.083	26.956	27.486	1:43.054	242
6	23.267	24.741	26.569	26.990	1:41.567	238	8	23.326	24.953	27.387	27.437	1:43.103	242
7	22.991	25.049	26.529	26.985	1:41.554	239	9	22.974	24.916	26.826	27.634	1:42.350	247
8	22.969	24.777	26.611	27.034	1:41.391	238	10	22.944	24.946	26.552	27.304	1:41.746	242
9	22.869	24.815	26.480	27.089	1:41.253	239	11	23.060	25.189	26.838	27.452	1:42.539	245
10	22.987	24.579	26.511	26.939	1:41.016	238	12 Levi RUSSO (NSW) (7th)						
11	22.839	24.711	26.178	26.939	1:40.667	241	1	29.653	26.138	27.748	27.669	1:51.208	94
8 Hunter FORD (NSW) (14th)							2	23.957	25.713	27.657	27.316	1:44.643	245
1	30.095	26.316	28.146	27.921	1:52.478	94	3	23.405	25.413	27.628	27.198	1:43.644	247
2	23.225	25.296	27.025	27.324	1:42.870	242	4	23.457	25.309	27.097	27.149	1:43.012	247
3	23.542	25.448	27.112	27.305	1:43.407	244	5	23.298	25.355	27.279	27.084	1:43.016	247
4	23.291	24.895	26.939	27.172	1:42.297	245	6	23.418	25.389	27.221	27.557	1:43.585	250
5	23.572	25.282	27.122	27.224	1:43.200	238	7	23.306	25.174	27.310	27.300	1:43.090	244
6	23.665	24.728	29.105	27.457	1:44.955	246	8	23.823	24.978	27.161	27.158	1:43.120	244
7	22.948	24.501	26.842	27.264	1:41.555	243	9	23.368	24.997	27.037	27.009	1:42.411	247
8	23.402	24.936	26.748	27.375	1:42.461	234	10	23.241	24.865	26.705	26.874	1:41.685	244
9	23.260	24.741	26.861	27.722	1:42.584	242	11	23.610	25.693	26.920	27.167	1:43.390	245
10	23.240	24.859	27.263	27.795	1:43.157	232	13 Marcus HAMOD (NSW) (3rd)						
11	23.292	27.362	1:36.820	29.974	2:57.448	232	1	30.859	26.130	28.187	28.014	1:53.190	103
9 Glenn NELSON (QLD) (10th)							2	24.130	25.638	27.716	27.321	1:44.805	251
1	29.842	26.328	28.559	28.331	1:53.060	67	3	23.800	25.155	27.398	26.817	1:43.170	244

Scott Laing
Chief Timekeeper - Scott Laing

Tom Williams
Race Director - Tom Williams





Rnd 2 : March 28 & 29, 2025

Sydney Motorsports Park

Kawasaki

Let the Good Times Roll
KAWASAKI SUPERSPORT



Date: 29/03/25
Event: R05
Weather: Overcast - Temp: 21.4C
Track: Damp - Temp: 24.1C

Race 1

Started at: 16:13:35
Laps: 11
Starters: 19
Posted at: 4:38 PM

PROVISIONAL SECTOR TIMES

Lap	Sector 1	Sector 2	Sector 3	Sector 4	Lap Time	Spd	Lap	Sector 1	Sector 2	Sector 3	Sector 4	Lap Time	Spd
4	23.514	24.622	27.499	26.994	1:42.629	248	6	23.357	24.856	26.555	26.980	1:41.748	241
5	22.690	24.849	27.279	26.948	1:41.766	247	7	23.033	24.944	26.558	27.106	1:41.641	242
6	22.958	24.479	26.871	26.712	1:41.020	254	8	22.959	24.790	26.545	27.088	1:41.382	241
7	22.663	24.180	27.063	26.889	1:40.795	239	9	22.842	24.774	26.503	26.924	1:41.043	242
8	22.617	24.260	26.507	26.389	1:39.773	240	10	22.750	24.297	26.073	26.746	1:39.866	247
9	22.153	23.900	26.133	26.277	1:38.463	242	11	22.744	24.323	26.090	26.686	1:39.843	241
10	22.056	23.963	26.204	26.317	1:38.540	242	44 Tom BRAMICH (VIC) (13th)						
11	22.004	23.927	25.650	26.196	1:37.777	243	1	30.535	26.641	28.679	28.215	1:54.070	80
17 Joshua NEWMAN (NSW) (18th)							2	24.627	25.825	28.367	28.008	1:46.827	247
1	30.670	25.901	28.333	28.052	1:52.956	99	3	24.171	25.530	28.429	27.962	1:46.092	248
2	23.934	25.325	27.354	27.512	1:44.125	243	4	24.840	25.665	28.249	27.751	1:46.505	246
3	23.734	25.263	27.377	27.585	1:43.959	240	5	24.175	25.620	27.984	27.652	1:45.431	247
4	24.048	24.874	27.402	27.441	1:43.765	239	6	24.110	25.599	28.225	28.000	1:45.934	247
5	23.188	24.918	27.336	27.463	1:42.905	240	7	24.183	26.006	28.242	28.019	1:46.450	245
6	23.346	24.780	27.177	27.330	1:42.633	241	8	24.321	26.056	28.338	28.104	1:46.819	242
7	23.256	24.678	27.147	27.157	1:42.238	241	9	24.202	26.187	28.165	27.941	1:46.495	242
8	23.216	24.982	26.950	27.455	1:42.603	242	10	24.252	26.013	28.049	28.036	1:46.350	242
9	23.299	24.895	27.049	27.261	1:42.504	238	11	24.140	26.191	28.608	28.176	1:47.115	242
10	23.486	24.827	26.952	27.059	1:42.324	244	49 Jake FARNSWORTH (NSW) (DNF)						
11	23.246	25.915	1:36.858	33.080	2:59.099	242	1	28.445	25.094	26.634	27.228	1:47.401	59
18 Liam WATERS (QLD) (8th)							2	23.431	25.045	27.101	27.272	1:42.849	245
1	31.402	26.951	28.689	27.614	1:54.656	107	3	23.340	25.009	27.020	27.836	1:43.205	246
2	24.472	25.888	28.258	27.690	1:46.308	250	51 Sam PEZZETTA (SA) (12th)						
3	24.267	25.625	27.897	27.692	1:45.481	242	1	31.078	26.288	28.794	28.052	1:54.212	103
4	24.123	25.913	27.568	27.345	1:44.949	242	2	24.783	25.627	28.110	27.528	1:46.048	243
5	24.165	25.731	27.663	27.394	1:44.953	247	3	24.365	25.759	28.094	27.995	1:46.213	241
6	23.672	25.261	27.856	27.597	1:44.386	242	4	24.483	25.880	28.583	27.634	1:46.580	237
7	23.295	25.445	27.440	27.536	1:43.716	241	5	24.037	25.426	28.104	27.660	1:45.227	238
8	23.397	25.342	27.394	27.577	1:43.710	240	6	24.110	25.133	27.779	27.819	1:44.841	237
9	23.245	25.464	27.320	27.785	1:43.814	240	7	24.019	25.284	27.865	27.903	1:45.071	238
10	23.071	25.164	27.244	27.369	1:42.848	239	8	23.971	25.594	28.096	27.929	1:45.590	240
11	23.146	25.203	28.027	27.735	1:44.111	241	9	23.971	25.685	27.942	27.924	1:45.522	240
37 Jack MAHAFFY (VIC) (1st)							10	23.860	25.331	27.726	27.809	1:44.726	240
1	28.369	25.920	27.196	27.149	1:48.634	59	11	24.045	25.648	28.358	28.017	1:46.068	239
2	23.126	24.804	26.769	27.159	1:41.858	243	65 Will NASSIF (NSW) (2nd)						
3	23.513	24.721	27.077	27.162	1:42.473	242	1	31.518	26.338	28.801	27.607	1:54.264	122
4	22.943	24.757	26.855	26.978	1:41.533	245	2	24.001	25.395	27.814	27.251	1:44.461	253
5	23.263	24.843	26.690	27.097	1:41.893	247							

Scott Laing
Chief Timekeeper - Scott Laing

Tom Williams
Race Director - Tom Williams





Rnd 2 : March 28 & 29, 2025

Sydney Motorsports Park

Kawasaki

Let the Good Times Roll
KAWASAKI SUPERSPORT



Date: 29/03/25
Event: R05
Weather: Overcast - Temp: 21.4C
Track: Damp - Temp: 24.1C


Race 1

Started at: 16:13:35
Laps: 11
Starters: 19
Posted at: 4:38 PM

PROVISIONAL SECTOR TIMES

Lap	Sector 1	Sector 2	Sector 3	Sector 4	Lap Time	Spd	Lap	Sector 1	Sector 2	Sector 3	Sector 4	Lap Time	Spd
3	23.252	25.336	27.420	26.752	1:42.760	246	2	24.350	26.010	27.984	27.951	1:46.295	238
4	22.972	24.854	27.379	26.752	1:41.957	249	3	23.971	25.354	28.078	27.757	1:45.160	238
5	22.503	25.102	26.958	26.884	1:41.447	243	4	24.130	25.654	28.035	27.717	1:45.536	241
6	22.729	24.606	27.722	26.630	1:41.687	246	5	23.898	25.424	27.804	27.655	1:44.781	236
7	22.523	24.371	26.965	26.939	1:40.798	243	6	23.781	25.388	27.627	27.828	1:44.624	235
8	22.783	24.424	26.477	26.447	1:40.131	242	7	23.714	25.777	27.589	27.781	1:44.861	230
9	22.231	23.870	26.140	26.260	1:38.501	244	8	24.064	25.736	27.522	27.865	1:45.187	231
10	22.536	23.666	25.940	26.132	1:38.274	242	9	23.992	25.866	27.655	28.000	1:45.513	232
11	21.994	24.020	25.695	25.927	1:37.636	247	10	24.415	25.379	27.535	27.831	1:45.160	231
							11	23.473	25.263	27.565	27.838	1:44.139	235
69 Archie McDONALD (NSW) (9th)							87 Brock QUINLAN (SA) (16th)						
1	29.086	26.492	28.884	27.852	1:52.314	48	1	32.776	27.576	29.137	28.815	1:58.304	113
2	24.415	26.530	28.042	27.941	1:46.928	246	2	25.646	27.134	29.185	29.004	1:50.969	238
3	24.055	25.856	27.773	27.961	1:45.645	247	3	25.622	27.070	29.254	28.858	1:50.804	236
4	24.345	26.043	28.025	27.885	1:46.298	244	4	25.624	27.275	29.346	29.060	1:51.305	235
5	24.217	25.868	28.114	27.567	1:45.766	242	5	25.906	26.450	28.670	28.301	1:49.327	234
6	23.922	25.716	28.136	27.791	1:45.565	245	6	25.108	26.326	28.803	28.456	1:48.693	235
7	23.703	25.654	27.730	27.655	1:44.742	246	7	25.064	26.698	28.921	28.822	1:49.505	239
8	23.763	25.724	27.993	27.617	1:45.097	246	8	25.392	26.902	28.846	29.298	1:50.438	235
9	23.893	26.213	27.669	27.538	1:45.313	248	9	25.353	26.741	28.906	28.453	1:49.453	235
10	23.443	25.491	27.457	27.594	1:43.985	245	10	25.344	26.902	29.480	28.005	1:49.731	236
11	23.588	25.614	27.420	27.362	1:43.984	241	11	24.874	26.564	28.655	29.012	1:49.105	239
72 Ryder GILBERT (SA) (15th)							279 Hayden NELSON (NSW) (6th)						
1	32.649	27.620	30.039	28.776	1:59.084	118	1	29.447	25.595	27.181	27.252	1:49.475	79
2	26.652	27.154	29.214	28.637	1:51.657	242	2	23.831	25.138	27.268	27.612	1:43.849	243
3	25.694	27.076	29.129	28.497	1:50.396	239	3	24.060	25.217	27.102	27.656	1:44.035	240
4	25.494	26.916	29.581	28.895	1:50.886	237	4	23.875	25.239	26.884	27.381	1:43.379	238
5	25.772	26.737	28.537	28.167	1:49.213	237	5	23.690	25.289	26.943	27.551	1:43.473	238
6	25.456	26.638	28.365	28.186	1:48.645	242	6	24.136	25.349	26.905	27.373	1:43.763	239
7	25.536	26.795	28.780	28.490	1:49.601	242	7	23.269	25.138	26.726	27.349	1:42.482	241
8	25.210	26.874	28.749	29.167	1:50.000	244	8	23.441	25.054	26.635	27.541	1:42.671	238
9	25.575	26.770	28.761	28.682	1:49.788	241	9	23.817	24.855	26.879	27.456	1:43.007	237
10	25.191	26.868	29.026	28.184	1:49.269	240	10	23.451	24.921	26.717	27.925	1:43.014	239
11	25.223	26.541	28.611	28.460	1:48.835	237	11	23.672	25.476	26.499	27.179	1:42.826	236
86 Damien ADAMS (NSW) (11th)													
1	32.023	26.589	28.848	28.351	1:55.811	109							

The results are provisional until the expiration of the time limit for protests and appeals.


Chief Timekeeper - Scott Laing


Race Director - Tom Williams





Rnd 2 : March 28 & 29, 2025

Sydney Motorsports Park

Kawasaki

Let the Good Times Roll
KAWASAKI SUPERSPORT



Date: 29/03/25
Event: R05
Weather: Overcast - Temp: 21.4C
Track: Damp - Temp: 24.1C

PROVISIONAL FASTEST LAPS SEQUENCE

Started at: 16:13:35
Laps: 11
Starters: 19
Posted at: 4:38 PM

Lap	Race Pos	No	Name	Machine	Fastest Lap	On Lap
1	1	49	Jake FARNSWORTH (NSW)	Yamaha YZF-R6	1:47.401	1
2	1	5	Oilly SIMPSON (SA)	Kawasaki ZX6R	1:42.641	2
2	3	37	Jack MAHAFFY (VIC)	Yamaha YZF-R6	1:41.858	2
4	2	37	Jack MAHAFFY (VIC)	Yamaha YZF-R6	1:41.533	4
5	5	65	Will NASSIF (NSW)	Yamaha YZF-R6	1:41.447	5
6	4	13	Marcus HAMOD (NSW)	Honda CBR RR	1:41.020	6
7	3	65	Will NASSIF (NSW)	Yamaha YZF-R6	1:40.798	7
7	4	13	Marcus HAMOD (NSW)	Honda CBR RR	1:40.795	7
8	3	13	Marcus HAMOD (NSW)	Honda CBR RR	1:39.773	8
9	3	13	Marcus HAMOD (NSW)	Honda CBR RR	1:38.463	9
10	4	65	Will NASSIF (NSW)	Yamaha YZF-R6	1:38.274	10
11	2	65	Will NASSIF (NSW)	Yamaha YZF-R6	1:37.636	11

The results are provisional until the expiration of the time limit for protests and appeals.



Scott Laing
Chief Timekeeper - Scott Laing

Tom Williams
Race Director - Tom Williams





Rnd 2 : March 28 & 29, 2025

Sydney Motorsports Park

Kawasaki

Let the Good Times Roll
KAWASAKI SUPERSPORT



Date: 29/03/25
Event: R05
Weather: Overcast - Temp: 21.4C
Track: Damp - Temp: 24.1C

Race 1

Started at: 16:13:35
Laps: 11
Starters: 19
Posted at: 4:38 PM

PROVISIONAL LAP SHEET

No	Lap Time	Gap	No	Lap Time	Gap	No	Lap Time	Gap	No	Lap Time	Gap	No	Lap Time	Gap
Lap 1			65	1:44.461	8.582	Lap 4			86	1:44.781	21.192	13	1:40.795	7.804
49	1:47.401		69	1:46.928	9.099	5	1:41.990		9	1:45.758	21.610	279	1:42.482	10.885
5	1:47.502	.101	9	1:47.040	9.957	37	1:41.533	.153	51	1:45.227	21.889	8	1:41.555	11.191
37	1:48.634	1.233	51	1:46.048	10.117	279	1:43.379	6.393	44	1:45.431	22.534	11	1:43.054	12.619
279	1:49.475	2.074	44	1:46.827	10.754	8	1:42.297	6.707	4	1:48.596	43.919	12	1:43.090	12.627
12	1:51.208	3.807	18	1:46.308	10.821	11	1:43.446	7.823	87	1:49.327	44.318	17	1:42.238	13.010
11	1:51.619	4.218	86	1:46.295	11.963	12	1:43.012	8.162	72	1:49.213	44.845	18	1:43.716	24.878
69	1:52.314	4.913	87	1:50.969	19.130	65	1:41.957	9.097	Lap 6			86	1:44.861	27.497
8	1:52.478	5.077	4	1:50.500	19.658	13	1:42.629	9.449	5	1:41.567		69	1:44.742	27.687
17	1:52.956	5.555	72	1:51.657	20.598	17	1:43.765	10.460	37	1:41.748	.122	9	1:45.033	28.098
9	1:53.060	5.659	Lap 3			69	1:46.298	16.840	65	1:41.687	8.559	51	1:45.071	28.621
13	1:53.190	5.789	5	1:42.212		18	1:44.949	17.049	13	1:41.020	8.563	44	1:46.450	31.738
44	1:54.070	6.669	37	1:42.473	.610	9	1:45.990	17.898	279	1:43.763	9.957	87	1:49.505	59.336
51	1:54.212	6.811	49	1:43.205	1.100	86	1:45.536	18.457	12	1:43.585	11.091	72	1:49.601	59.911
65	1:54.264	6.863	279	1:44.035	5.004	51	1:46.580	18.708	11	1:44.210	11.119	4	1:50.195	59.957
18	1:54.656	7.255	11	1:43.461	6.367	44	1:46.505	19.149	8	1:44.955	11.190	Lap 8		
86	1:55.811	8.410	8	1:43.407	6.400	87	1:51.305	37.037	17	1:42.633	12.326	5	1:41.391	
87	1:58.304	10.903	12	1:43.644	7.140	4	1:51.310	37.369	18	1:44.386	22.716	37	1:41.382	.200
72	1:59.084	11.683	17	1:43.959	8.685	72	1:50.886	37.678	86	1:44.624	24.190	13	1:39.773	6.186
4	1:59.301	11.900	13	1:43.170	8.810	Lap 5			69	1:45.565	24.499	65	1:40.131	6.543
Lap 2			65	1:42.760	9.130	37	1:41.893		9	1:44.635	24.619	279	1:42.671	12.165
5	1:42.641		69	1:45.645	12.532	5	1:42.105	.059	51	1:44.841	25.104	8	1:42.461	12.261
49	1:42.849	.107	9	1:46.153	13.898	279	1:43.473	7.820	44	1:45.934	26.842	17	1:42.603	14.222
37	1:41.858	.349	18	1:45.481	14.090	8	1:43.200	7.861	4	1:49.023	51.316	11	1:43.103	14.331
279	1:43.849	3.181	51	1:46.213	14.118	65	1:41.447	8.498	87	1:48.693	51.385	12	1:43.120	14.356
11	1:43.642	5.118	44	1:46.092	14.634	11	1:42.758	8.535	72	1:48.645	51.864	18	1:43.710	27.197
8	1:42.870	5.205	86	1:45.160	14.911	12	1:43.016	9.132	Lap 7			86	1:45.187	31.293
12	1:44.643	5.708	87	1:50.804	27.722	13	1:41.766	9.169	5	1:41.554		69	1:45.097	31.393
17	1:44.125	6.938	4	1:50.603	28.049	17	1:42.905	11.319	37	1:41.641	.209	9	1:44.792	31.499
13	1:44.805	7.852	72	1:50.396	28.782	18	1:44.953	19.956	65	1:40.798	7.803	51	1:45.590	32.820
						69	1:45.766	20.560				44	1:46.819	37.166

Scott Daing
Chief Timekeeper - Scott Daing

Tom Williams
Race Director - Tom Williams





Rnd 2 : March 28 & 29, 2025

Sydney Motorsports Park

Kawasaki



Let the Good Times Roll
KAWASAKI SUPERSPORT

Race 1

Date: 29/03/25
Event: R05
Weather: Overcast - Temp: 21.4C
Track: Damp - Temp: 24.1C

Started at: 16:13:35
Laps: 11
Starters: 19
Posted at: 4:38 PM

PROVISIONAL LAP SHEET

No	Lap Time	Gap	No	Lap Time	Gap
87	1:50.438	1:08.38	12	1:41.685	17.343
72	1:50.000	1:08.52	17	1:42.324	17.941
4	1:50.407	1:08.97	18	1:42.848	32.750
Lap 9			69	1:43.985	39.582
37	1:41.043		9	1:44.220	40.245
5	1:41.253	.010	86	1:45.160	40.857
13	1:38.463	3.406	51	1:44.726	41.959
65	1:38.501	3.801	44	1:46.350	48.902
8	1:42.584	13.602	87	1:49.731	1:26.45
279	1:43.007	13.929	72	1:49.269	1:26.46
11	1:42.350	15.438	4	1:49.660	1:27.51
17	1:42.504	15.483	Lap 11		
12	1:42.411	15.524	37	1:39.843	
18	1:43.814	29.768	65	1:37.636	.002
69	1:45.313	35.463	13	1:37.777	.014
86	1:45.513	35.563	5	1:40.667	1.984
9	1:45.635	35.891	11	1:42.539	20.014
51	1:45.522	37.099	279	1:42.826	20.060
44	1:46.495	42.418	12	1:43.390	20.890
87	1:49.453	1:16.59	18	1:44.111	37.018
72	1:49.788	1:17.06	69	1:43.984	43.723
4	1:49.989	1:17.71	9	1:43.563	43.965
Lap 10			86	1:44.139	45.153
37	1:39.866		51	1:46.068	48.184
5	1:41.016	1.160	44	1:47.115	56.174
13	1:38.540	2.080	8	2:57.448	1:34.49
65	1:38.274	2.209	72	1:48.835	1:35.46
8	1:43.157	16.893	87	1:49.105	1:35.72
279	1:43.014	17.077	4	1:48.497	1:36.16
11	1:41.746	17.318	17	2:59.099	1:37.19

The results are provisional until the expiration of the time limit for protests and appeals.



Chief Timekeeper - Scott Daing

Scott Daing



Race Director - Tom Williams





Rnd 2 : March 28 & 29, 2025

Sydney Motorsports Park

Kawasaki



Let the Good Times Roll
KAWASAKI SUPERSPORT

Race 1

Date: 29/03/25
Event: R05
Weather: Overcast - Temp: 21.4C
Track: Damp - Temp: 24.1C

Started at: 16:13:35
Laps: 11
Starters: 19
Posted at: 4:38 PM

PROVISIONAL LAP CHART

Name	Grid	1	2	3	4	5	6	7	8	9	10	11	Name
A. McDONALD	69	49	5	5	5	27	5	5	5	27	27	27	J. MAHAFFY
J. MAHAFFY	37	5	49	37	37	5	37	37	37	5	5	65	W. NASSIF
J. FARNSWORTH	49	37	37	49	279	279	65	65	13	13	13	13	M. HAMOD
G. NELSON	9	279	279	279	8	8	13	13	65	65	65	5	O. SIMPSON
O. SIMPSON	5	12	11	11	11	65	279	279	279	8	8	11	J. TORRES CABRERA
H. NELSON	279	11	8	8	12	11	12	8	8	279	279	279	H. NELSON
T. BRAMICH	44	69	12	12	65	12	11	11	17	11	11	12	L. RUSSO
J. TORRES CABRERA	11	8	17	17	13	13	8	12	11	17	12	18	L. WATERS
L. RUSSO	12	17	13	13	17	17	17	17	12	12	17	69	A. McDONALD
H. FORD	8	9	65	65	69	18	18	18	18	18	18	9	G. NELSON
W. NASSIF	65	13	69	69	18	69	86	86	86	69	69	86	D. ADAMS
J. NEWMAN	17	44	9	9	9	86	69	69	69	86	9	51	S. PEZZETTA
M. HAMOD	13	51	51	18	86	9	9	9	9	9	86	44	T. BRAMICH
S. PEZZETTA	51	65	44	51	51	51	51	51	51	51	51	8	H. FORD
L. WATERS	18	18	18	44	44	44	44	44	44	44	44	72	R. GILBERT
S. BOLDRINI	4	86	86	86	87	4	4	87	87	87	87	87	B. QUINLAN
D. ADAMS	86	87	87	87	4	87	87	72	72	72	72	4	S. BOLDRINI
R. GILBERT	72	72	4	4	72	72	72	4	4	4	4	17	J. NEWMAN
B. QUINLAN	87	4	72	72									

The results are provisional until the expiration of the time limit for protests and appeals.



Scott Laing
Chief Timekeeper - Scott Laing

Tom Williams
Race Director - Tom Williams





Rnd 2 : March 28 & 29, 2025

Sydney Motorsports Park

Kawasaki

Let the Good Times Roll
KAWASAKI SUPERSPORT



Date: 29/03/25
Event: R05
Weather: Overcast - Temp: 21.4C
Track: Damp - Temp: 24.1C

Race 1

Started at: 16:13:35
Laps: 11
Starters: 19
Posted at: 4:38 PM

PROVISIONAL BEST SECTOR TIMES

Pos	Sector 1		Sector 2		Sector 3		Sector 4		Lap		Ideal	Fastest	Diff
	Name	Time	Name	Time	Name	Time	Name	Time	Name	Time			
1	W. NASSIF	21.994	W. NASSIF	23.666	M. HAMOD	25.650	W. NASSIF	25.927	W. NASSIF	1:37.282	1:37.636	.354	
2	M. HAMOD	22.004	M. HAMOD	23.900	W. NASSIF	25.695	M. HAMOD	26.196	M. HAMOD	1:37.750	1:37.777	.027	
3	J. MAHAFFY	22.744	J. MAHAFFY	24.297	J. MAHAFFY	26.073	J. MAHAFFY	26.686	J. MAHAFFY	1:39.800	1:39.843	.043	
4	O. SIMPSON	22.839	H. FORD	24.501	O. SIMPSON	26.178	L. RUSSO	26.874	O. SIMPSON	1:40.535	1:40.667	.132	
5	J. TORRES C	22.944	O. SIMPSON	24.579	H. NELSON	26.499	O. SIMPSON	26.939	H. FORD	1:41.369	1:41.555	.186	
6	H. FORD	22.948	J. NEWMAN	24.678	J. TORRES C	26.552	J. NEWMAN	27.059	L. RUSSO	1:41.685	1:41.685	.000	
7	L. WATERS	23.071	H. NELSON	24.855	L. RUSSO	26.705	H. FORD	27.172	J. TORRES CA	1:41.716	1:41.746	.030	
8	J. NEWMAN	23.188	L. RUSSO	24.865	H. FORD	26.748	H. NELSON	27.179	H. NELSON	1:41.802	1:42.482	.680	
9	L. RUSSO	23.241	J. TORRES C	24.916	J. NEWMAN	26.950	J. FARNSWO	27.272	J. NEWMAN	1:41.875	1:42.238	.363	
10	H. NELSON	23.269	J. FARNSWO	25.009	J. FARNSWO	27.020	G. NELSON	27.303	J. FARNSWOR	1:42.641	1:42.849	.208	
11	J. FARNSWO	23.340	S. PEZZETTA	25.133	L. WATERS	27.244	J. TORRES C	27.304	L. WATERS	1:42.824	1:42.848	.024	
12	G. NELSON	23.388	L. WATERS	25.164	A. McDONALD	27.420	L. WATERS	27.345	G. NELSON	1:43.473	1:43.563	.090	
13	A. McDONALD	23.443	D. ADAMS	25.263	G. NELSON	27.465	A. McDONALD	27.362	A. McDONALD	1:43.716	1:43.984	.268	
14	D. ADAMS	23.473	G. NELSON	25.317	D. ADAMS	27.522	S. PEZZETTA	27.528	D. ADAMS	1:43.913	1:44.139	.226	
15	S. PEZZETTA	23.860	A. McDONALD	25.491	S. PEZZETTA	27.726	T. BRAMICH	27.652	S. PEZZETTA	1:44.247	1:44.726	.479	
16	T. BRAMICH	24.110	T. BRAMICH	25.530	T. BRAMICH	27.984	D. ADAMS	27.655	T. BRAMICH	1:45.276	1:45.431	.155	
17	S. BOLDRINI	24.736	B. QUINLAN	26.326	R. GILBERT	28.365	B. QUINLAN	28.005	B. QUINLAN	1:47.860	1:48.693	.833	
18	B. QUINLAN	24.874	S. BOLDRINI	26.480	S. BOLDRINI	28.367	R. GILBERT	28.167	S. BOLDRINI	1:48.089	1:48.497	.408	
19	R. GILBERT	25.191	R. GILBERT	26.541	B. QUINLAN	28.655	S. BOLDRINI	28.506	R. GILBERT	1:48.264	1:48.645	.381	

The results are provisional until the expiration of the time limit for protests and appeals.



Chief Timekeeper - Scott Daing



Race Director - Tom Williams



Rnd 2 : March 28 & 29, 2025

Sydney Motorsports Park

Kawasaki

Let the Good Times Roll

**AUSTRALIAN SUPERSPORT CHAMPIONSHIP
PROVISIONAL PROGRESSIVE ROUND POINTS**



AUSTRALIAN SUPERSPORT CHAMPIONSHIP


Pos	No	Name	Machine	Rnd 2 Pole	Rnd 2 Race 1	Total
1	37	Jack MAHAFFY	Yamaha		25	25
2	65	Will NASSIF	Yamaha		20	20
3	13	Marcus HAMOD	Honda		18	18
4	5	Olly SIMPSON	Kawasaki		17	17
5	11	Jesus TORRES CABRERA	Yamaha		16	16
6	279	Hayden NELSON	Kawasaki		15	15
7	12	Levi RUSSO	Yamaha		14	14
8	18	Liam WATERS	Yamaha		13	13
9	69	Archie McDONALD	Yamaha	1	12	13
10	9	Glenn NELSON	Yamaha		11	11
11	86	Damien ADAMS	Yamaha		10	10
12	51	Sam PEZZETTA	Yamaha		9	9
13	44	Tom BRAMICH	Yamaha		8	8
14	8	Hunter FORD	Yamaha		7	7
15	72	Ryder GILBERT	Yamaha		6	6
16	87	Brock QUINLAN	Yamaha		5	5
17	4	Simone BOLDRINI	Yamaha		4	4
18	17	Joshua NEWMAN	Yamaha		3	3



Chief Timekeeper - Scott Laing



Race Director - Tom Williams





Rnd 2 : March 28 & 29, 2025

Sydney Motorsports Park

Kawasaki



Let the Good Times Roll

**AUSTRALIAN SUPERSPORT CHAMPIONSHIP
PROVISIONAL PROGRESSIVE CHAMPIONSHIP POINTS**

AUSTRALIAN SUPERSPORT CHAMPIONSHIP

Pos	No	Name	Machine	Rnd 1 WSBK	Rnd 2 Pole	Rnd 2 Race 1	Total
1	37	Jack MAHAFFY	Yamaha	65		25	90
2	69	Archie McDONALD	Yamaha	71	1	12	84
3	5	Olly SIMPSON	Kawasaki	51		17	68
4	65	Will NASSIF	Yamaha	36		20	56
5	13	Marcus HAMOD	Honda	32		18	50
6	279	Hayden NELSON	Kawasaki	33		15	48
7		Jake FARNSWORTH	Yamaha	46			46
8	12	Levi RUSSO	Yamaha	31		14	45
9	9	Glenn NELSON	Yamaha	34		11	45
10	44	Tom BRAMICH	Yamaha	35		8	43
11		Declan VAN ROSMALEN	Yamaha	43			43
12		Cameron SWAIN	Yamaha	30			30
13	51	Sam PEZZETTA	Yamaha	19		9	28
14	17	Joshua NEWMAN	Yamaha	25		3	28
15	72	Ryder GILBERT	Yamaha	21		6	27
16	8	Hunter FORD	Yamaha	19		7	26
17	18	Liam WATERS	Yamaha	10		13	23
18	11	Jesus TORRES CABRERA	Yamaha			16	16
19		Shinya MIKAMI	Yamaha	15			15
20	87	Brock QUINLAN	Yamaha	9		5	14
21		Callum MORRISON	Yamaha	12			12
22	86	Damien ADAMS	Yamaha			10	10
23	4	Simone BOLDRINI	Yamaha	1		4	5

Scott Laing
Chief Timekeeper - Scott Laing

Tom Williams
Race Director - Tom Williams





Rnd 2 : March 28 & 29, 2025

Sydney Motorsports Park

Kawasaki

Let the Good Times Roll
KAWASAKI SUPERSPORT

Race 1



Date: 29/03/25
Event: R05
Weather: Overcast - Temp: 21.4C
Track: Damp - Temp: 24.1C

Started at: 16:13:35
Laps: 11
Starters: 19
Posted at: 4:38 PM

PROVISIONAL RACE INFORMATION

Time	Description
16:01:45	PIT EXIT OPEN
16:04:43	PIT EXIT CLOSED - BIKES ON GRID FOR MEDIA
16:10:41	WARM UP LAP STARTED
16:13:35	Event Start
16:15:51	RACE DIRECTION: START UNDER INVESTIGATION
16:18:10	NO JUMP STARTS
16:20:07	Rider 49 (Jake FARNSWORTH) STOPPED TURN 6
16:25:35	2/3 RACE DISTANCE
16:32:17	Chequered Flag
16:32:26	Rider 17 (Joshua NEWMAN), 8 (Hunter FORD) CRASHED TURN 6
16:34:01	Event Finish

The results are provisional until the expiration of the time limit for protests and appeals.



Chief Timekeeper - Scott Daing



Race Director - Tom Williams

