



Rnd 2 : March 28 & 29, 2025

Sydney Motorsports Park



SW-MOTECH AUSTRALIAN SUPERBIKE

Race 1

Date: 29/03/25
 Event: R07
 Weather: Overcast - Temp: 22.3C
 Track: Mainly Dry - Temp: 24.3C

Started at: 17:15:42
 Laps: 13
 Starters: 23
 Posted at: 5:41 PM

PROVISIONAL CLASSIFICATION

Pos	No	Name	Machine	Laps	Race Time	Behind Leader	Behind Prev	Fastest Lap	On Lap
1	1	Josh WATERS (VIC) / K-Tech / Pirelli / Mongrel Boots / Motul RK	Ducati V4R	13	19:46.755			1:30.459	4
2	46	Mike JONES (QLD) / Yamaha / Shop Yamaha / Yamalube / Pirelli	Yamaha YZF-R1	13	19:48.228	1.473	1.473	1:30.580	5
3	20	Jonathan NAHLOUS (NSW) / Complete AV / Pirelli / Alpinestars / Yamaha	Yamaha YZF-R1	13	20:00.491	13.736	12.263	1:31.176	3
4	3	Cameron DUNKER (NSW) / Motogo Yamaha Racing Team / Alpinestars / KYT Helmets	Yamaha YZF-R1	13	20:00.746	13.991	.255	1:31.530	11
5	65	Cru HALLIDAY (NSW) / Stop and Seal	Yamaha YZF-R1	13	20:01.210	14.455	.464	1:30.949	4
6	33	Jack FAVELLE (NSW) / Favelle Enterprises / Kabuto Helmets / Race & Road / FUSport	Yamaha YZF-R1	13	20:01.222	14.467	.012	1:31.653	11
7	11	Broc PEARSON (QLD) / DesmoSport Ducati	Ducati V4R	13	20:02.291	15.536	1.069	1:31.620	11
8	13	Anthony WEST (QLD) / Addicted to Track	Yamaha YZF-R1	13	20:02.331	15.576	.040	1:31.096	9
9	14	Glenn ALLERTON (NSW) / Superbike Advocates	Ducati V4R	13	20:10.921	24.166	8.590	1:32.408	7
10	27	Max STAUFFER (NSW) / Yamaha / Shop Yamaha / Yamalube / Pirelli	Yamaha YZF-R1	13	20:11.230	24.475	.309	1:31.734	3
11	7	Tom TOPARIS (NSW) / Stop and Seal / Leda / Ganter Group / KYT	Yamaha YZF-R1	13	20:13.178	26.423	1.948	1:32.177	6
12	308	John LYTRAS (QLD) / Caboolture Yamaha / Race & Road / AGV / TCX	Yamaha YZF-R1	13	20:15.898	29.143	2.720	1:32.147	3
13	71	Tom EDWARDS (NSW) / Motoschool Racing Team	Yamaha YZF-R1	13	20:15.949	29.194	.051	1:32.425	12
14	82	Ryan YANKO (QLD) / Addicted to Track / FUSport / Race & Road / LS2	Yamaha YZF-R1	13	20:16.633	29.878	.684	1:32.573	3
15	61	Arthur SISSIS (SA) / Stop and Seal / Shoei / Alpinestars	Yamaha YZF-R1	13	20:16.868	30.113	.235	1:32.677	7
16	60	Paul LINKENBAGH (NSW) / Tyrepower / Smash Brand Group / 4SR Aust. / Soderland M-c Supplies	Yamaha YZF-R1	13	20:51.797	1:05.042	34.929	1:34.979	10
17	8	Charles HOLDING (SA) / MotoJet Garage / The Grinning Dingo / Racebikes	Yamaha YZF-R1	13	20:54.616	1:07.861	2.819	1:35.488	10
18	85	Ty LYNCH (SA) / Michelin / YRD / Adelaide Motorcycle Recovery / Webb Plastics	Yamaha YZF-R1	13	20:54.862	1:08.107	.246	1:35.165	11
19	70	Mohamad AIZUDDIN (VIC) / Portbike Racing / Hype Motorsport	BMW M RR	13	21:18.294	1:31.539	23.432	1:37.118	4
DNF	28	Josh SODERLAND (NSW) / Smash Brand Group / Androgogic / EGX logistics / 4SR Leathers	Yamaha YZF-R1	11	17:40.852	1 Lap		1:34.960	11
DNF	37	Michael EDWARDS (QLD) / Northstar Yamaha / Addicted to Track / Stop and Seal	Yamaha YZF-R1	6	10:03.556	6 Laps		1:39.020	2
DNF	26	Sean CONDON (NSW) / Digbiz Earthworx / Bikebiz Motorcycles	Yamaha YZF-R1	3	5:16.205	9 Laps		1:36.435	2
DNF	12	Matt WALTERS (NSW) / Newcastle Hino / AMMF / Link Int / Monza Imports	Aprilia RSV4	0		12 Laps			

Fastest Lap was 1:30.459 by 1 Josh WATERS (VIC)

Current race lap record for SBK class - 1:29.001 by Josh WATERS (VIC) on a Ducati V4R set on 25/03/23

The results are provisional until the expiration of the time limit for protests and appeals.



Scott Laing
 Chief Timekeeper - Scott Laing

Tom Williams
 Race Director - Tom Williams





Rnd 2 : March 28 & 29, 2025

Sydney Motorsports Park



SW-MOTEC AUSTRALIAN SUPERBIKE

Race 1

Date: 29/03/25
Event: R07
Weather: Overcast - Temp: 22.3C
Track: Mainly Dry - Temp: 24.3C

Started at: 17:15:42
Laps: 13
Starters: 23
Posted at: 5:41 PM

PROVISIONAL LAP TIMES

Table with 14 columns (No, Name, Lap 1-13) and 25 rows of rider data including lap times and overall race times.

The results are provisional until the expiration of the time limit for protests and appeals.



Chief Timekeeper - Scott Daing

Race Director - Tom Williams





Rnd 2 : March 28 & 29, 2025

Sydney Motorsports Park



SW-MOTECH AUSTRALIAN SUPERBIKE

Race 1

Date: 29/03/25
 Event: R07
 Weather: Overcast - Temp: 22.3C
 Track: Mainly Dry - Temp: 24.3C

Started at: 17:15:42
 Laps: 13
 Starters: 23
 Posted at: 5:41 PM

PROVISIONAL SECTOR TIMES

Lap	Sector 1	Sector 2	Sector 3	Sector 4	Lap Time	Spd	Lap	Sector 1	Sector 2	Sector 3	Sector 4	Lap Time	Spd
1 Josh WATERS (VIC) (1st)							11	21.207	22.455	24.671	24.774	1:33.107	282
1	25.577	22.422	24.290	24.045	1:36.334	85	12	21.193	22.520	24.902	24.687	1:33.302	281
2	20.819	22.152	24.217	23.839	1:31.027	287	13	21.209	22.483	24.772	24.615	1:33.079	279
3	20.598	22.181	24.082	23.866	1:30.727	287	8 Charles HOLDING (SA) (17th)						
4	20.591	22.115	24.029	23.724	1:30.459	285	1	28.576	23.864	25.673	25.051	1:43.164	125
5	20.590	21.962	24.127	23.833	1:30.512	285	2	21.839	23.519	25.577	24.930	1:35.865	282
6	20.599	22.088	24.133	23.760	1:30.580	287	3	21.851	23.533	25.256	24.959	1:35.599	278
7	20.554	22.175	24.049	23.924	1:30.702	287	4	21.747	23.248	25.402	25.423	1:35.820	279
8	20.486	22.080	24.178	23.852	1:30.596	285	5	22.102	23.128	25.557	25.596	1:36.383	276
9	20.651	22.147	24.201	23.851	1:30.850	283	6	22.144	23.507	25.544	25.092	1:36.287	277
10	20.654	22.161	24.180	23.885	1:30.880	286	7	22.058	23.268	25.656	25.311	1:36.293	281
11	20.651	22.194	24.300	23.967	1:31.112	283	8	22.243	23.410	25.624	25.348	1:36.625	271
12	20.763	22.195	24.321	23.975	1:31.254	285	9	21.991	23.071	25.519	24.933	1:35.514	280
13	20.824	22.360	24.483	24.055	1:31.722	286	10	21.749	23.554	25.274	24.911	1:35.488	279
3 Cameron DUNKER (NSW) (4th)							11	21.674	23.232	25.558	25.100	1:35.564	278
1	26.233	22.634	24.636	24.243	1:37.746	74	12	21.696	23.276	25.788	25.254	1:36.014	278
2	20.830	22.285	24.338	24.307	1:31.760	281	13	22.019	23.439	25.426	25.116	1:36.000	275
3	20.683	22.387	24.344	24.262	1:31.676	280	11 Broc PEARSON (QLD) (7th)						
4	20.832	22.555	24.548	24.183	1:32.118	279	1	26.536	22.594	24.584	24.166	1:37.880	63
5	20.856	22.328	24.329	24.202	1:31.715	281	2	20.991	22.199	26.141	24.190	1:33.521	289
6	20.931	22.339	24.466	24.203	1:31.939	283	3	20.901	22.326	24.590	24.339	1:32.156	288
7	20.872	22.376	24.596	24.339	1:32.183	281	4	20.849	22.332	24.182	24.333	1:31.696	287
8	20.788	22.424	24.385	24.310	1:31.907	281	5	20.883	22.378	24.262	24.312	1:31.835	287
9	20.765	22.372	24.551	24.232	1:31.920	280	6	20.872	22.433	24.352	24.305	1:31.962	286
10	20.975	22.699	24.772	24.209	1:32.655	280	7	20.740	22.377	24.306	24.322	1:31.745	286
11	20.760	22.361	24.279	24.130	1:31.530	280	8	20.783	22.341	24.462	24.291	1:31.877	287
12	20.748	22.366	24.557	24.231	1:31.902	285	9	20.770	22.438	24.451	24.373	1:32.032	286
13	20.686	22.309	24.404	24.296	1:31.695	280	10	20.810	22.327	24.505	24.237	1:31.879	285
7 Tom TOPARIS (NSW) (11th)							11	20.605	22.443	24.332	24.240	1:31.620	288
1	27.387	23.346	24.866	24.538	1:40.137	102	12	20.988	22.518	24.569	24.207	1:32.282	288
2	21.065	22.385	24.822	24.149	1:32.421	287	13	20.821	22.410	24.340	24.235	1:31.806	288
3	20.968	22.412	24.685	24.513	1:32.578	288	13 Anthony WEST (QLD) (8th)						
4	21.058	22.404	24.727	24.635	1:32.824	286	1	27.204	22.977	25.013	24.302	1:39.496	91
5	21.113	22.348	24.637	24.383	1:32.481	281	2	21.027	22.430	24.479	23.993	1:31.929	290
6	20.984	22.319	24.569	24.305	1:32.177	282	3	20.972	22.347	24.546	24.392	1:32.257	
7	20.956	22.450	24.711	24.440	1:32.557	289	4	21.374	22.795	24.567	24.339	1:33.075	283
8	21.058	22.517	24.656	24.496	1:32.727	282	5	20.936	22.431	24.742	24.194	1:32.303	288
9	21.087	22.439	25.000	24.435	1:32.961	282	6	21.052	22.164	24.477	24.194	1:31.887	279
10	21.127	22.408	24.726	24.566	1:32.827	283							

Scott Laing
 Chief Timekeeper - Scott Laing

Tom Williams
 Race Director - Tom Williams





Rnd 2 : March 28 & 29, 2025

Sydney Motorsports Park



SW-MOTECH AUSTRALIAN SUPERBIKE

Race 1

Date: 29/03/25
 Event: R07
 Weather: Overcast - Temp: 22.3C
 Track: Mainly Dry - Temp: 24.3C

Started at: 17:15:42
 Laps: 13
 Starters: 23
 Posted at: 5:41 PM

PROVISIONAL SECTOR TIMES

Lap	Sector 1	Sector 2	Sector 3	Sector 4	Lap Time	Spd	Lap	Sector 1	Sector 2	Sector 3	Sector 4	Lap Time	Spd
7	20.845	22.173	24.428	24.150	1:31.596	281	3	<u>21.509</u>	<u>23.032</u>	26.085	43.946	1:54.572 P	270
8	20.667	22.163	24.445	24.031	1:31.306	280							
9	<u>20.629</u>	<u>22.080</u>	<u>24.352</u>	24.035	<u>1:31.096</u>	282	27 Max STAUFFER (NSW) (10th)						
10	20.690	22.331	24.502	24.181	1:31.704	285	1	27.133	23.194	25.215	24.396	1:39.938	79
11	20.708	22.422	24.497	23.992	1:31.619	288	2	20.983	22.436	24.817	<u>24.094</u>	1:32.330	288
12	21.041	22.496	24.584	24.148	1:32.269	291	3	<u>20.667</u>	<u>22.376</u>	<u>24.429</u>	24.262	<u>1:31.734</u>	290
13	20.902	22.419	24.514	<u>23.959</u>	1:31.794	289	4	20.933	22.784	24.595	24.561	1:32.873	288
							5	21.036	22.492	24.723	24.391	1:32.642	290
							6	21.122	22.629	24.729	24.356	1:32.836	286
14 Glenn ALLERTON (NSW) (9th)													
1	26.653	22.776	24.723	24.127	1:38.279	100	7	20.870	22.484	24.691	24.318	1:32.363	286
2	20.898	<u>22.561</u>	24.976	24.053	1:32.488	291	8	21.047	22.568	24.669	24.510	1:32.794	287
3	<u>20.699</u>	22.838	24.797	24.478	1:32.812	294	9	21.176	22.583	24.891	24.354	1:33.004	285
4	21.167	22.783	24.719	24.239	1:32.908	287	10	21.053	22.522	24.751	24.622	1:32.948	287
5	20.781	22.773	24.743	24.319	1:32.616	294	11	20.987	22.500	24.680	24.534	1:32.701	282
6	21.348	22.681	24.669	<u>24.049</u>	1:32.747	290	12	21.018	22.504	24.649	24.352	1:32.523	280
7	20.785	22.678	<u>24.587</u>	24.358	<u>1:32.408</u>	294	13	20.883	22.514	24.744	24.403	1:32.544	283
8	20.845	22.725	24.725	24.297	1:32.592	293							
9	20.847	22.639	24.880	24.254	1:32.620	291	28 Josh SODERLAND (NSW) (DNF)						
10	20.982	22.724	24.799	24.363	1:32.868	289	1	28.592	23.498	25.500	25.101	1:42.691	123
11	20.833	22.870	24.795	24.379	1:32.877	290	2	22.026	<u>22.937</u>	25.728	<u>25.132</u>	1:35.823	275
12	20.806	22.923	24.795	24.306	1:32.830	290	3	22.107	22.939	25.360	25.381	1:35.787	274
13	20.850	22.824	24.873	24.329	1:32.876	288	4	21.808	22.980	25.506	25.383	1:35.677	271
							5	21.871	23.140	25.628	25.696	1:36.335	267
							6	21.949	23.255	25.483	25.337	1:36.024	266
20 Jonathan NAHLOUS (NSW) (3rd)													
1	27.019	22.682	24.674	24.329	1:38.704	86	7	22.071	23.264	25.534	25.299	1:36.168	267
2	20.760	22.368	24.341	<u>24.002</u>	1:31.471	287	8	22.102	23.400	25.825	25.384	1:36.711	267
3	<u>20.658</u>	<u>22.070</u>	24.316	24.132	<u>1:31.176</u>	283	9	21.951	22.957	25.311	25.349	1:35.568	271
4	20.839	22.326	<u>24.309</u>	24.051	1:31.525	283	10	21.709	22.992	<u>25.164</u>	25.243	1:35.108	268
5	20.853	22.196	24.613	24.176	1:31.838	281	11	<u>21.553</u>	22.951	25.205	25.251	<u>1:34.960</u>	270
6	20.966	22.278	24.495	24.183	1:31.922	282							
7	21.007	22.293	24.596	24.349	1:32.245	279	33 Jack FAVELLE (NSW) (6th)						
8	20.820	22.328	24.355	24.280	1:31.783	279	1	25.777	22.316	24.574	24.334	1:37.001	69
9	20.904	22.324	24.547	24.303	1:32.078	280	2	20.983	<u>22.124</u>	<u>24.348</u>	24.425	1:31.880	276
10	20.960	22.336	24.462	24.241	1:31.999	278	3	20.761	22.252	24.349	24.409	1:31.771	276
11	20.831	22.409	24.445	24.254	1:31.939	278	4	20.732	22.155	24.399	24.583	1:31.869	275
12	20.874	22.465	24.367	24.279	1:31.985	279	5	20.824	22.489	24.587	24.368	1:32.268	275
13	20.899	22.311	24.358	24.258	1:31.826	279	6	21.042	22.347	25.148	24.309	1:32.846	275
							7	20.866	22.204	24.591	24.300	1:31.961	281
							8	20.946	22.333	24.351	24.351	1:31.981	282
26 Sean CONDON (NSW) (DNF)													
1	30.159	23.825	25.850	25.364	1:45.198	132	9	<u>20.709</u>	22.323	24.562	24.207	1:31.801	281
2	21.901	24.113	<u>25.288</u>	<u>25.133</u>	<u>1:36.435</u>	275	10	20.884	22.426	24.917	24.238	1:32.465	278

Scott Laing
 Chief Timekeeper - Scott Laing

Tom Williams
 Race Director - Tom Williams



Rnd 2 : March 28 & 29, 2025

Sydney Motorsports Park



SW-MOTECH AUSTRALIAN SUPERBIKE

Race 1

Started at: 17:15:42

Laps: 13

Starters: 23

Posted at: 5:41 PM

Date: 29/03/25
 Event: R07
 Weather: Overcast - Temp: 22.3C
 Track: Mainly Dry - Temp: 24.3C

PROVISIONAL SECTOR TIMES

Lap	Sector 1	Sector 2	Sector 3	Sector 4	Lap Time	Spd	Lap	Sector 1	Sector 2	Sector 3	Sector 4	Lap Time	Spd
61 Arthur SISSIS (SA) (15th)							1	27.835	23.458	25.199	24.276	1:40.768	115
11	20.789	22.283	24.390	24.191	<u>1:31.653</u>	279	2	21.486	22.932	24.994	24.503	1:33.915	277
12	20.800	22.504	24.461	24.136	1:31.901	280	3	20.994	22.615	24.784	24.697	1:33.090	285
13	20.862	22.226	24.566	24.171	1:31.825	282	4	21.070	22.537	24.719	24.578	1:32.904	279
37 Michael EDWARDS (QLD) (DNF)							5	21.036	22.510	24.801	24.507	1:32.854	278
1	29.403	23.992	26.072	25.815	1:45.282	127	6	21.004	22.516	24.750	24.562	1:32.832	281
2	22.710	24.281	26.210	25.819	<u>1:39.020</u>	261	7	20.985	22.485	24.669	24.538	<u>1:32.677</u>	281
3	<u>22.517</u>	24.367	26.972	25.977	1:39.833	269	8	21.011	22.528	24.782	24.587	1:32.908	282
4	22.910	24.177	26.560	26.257	1:39.904	266	9	20.905	22.603	24.798	24.616	1:32.922	282
5	22.704	24.178	26.240	26.096	1:39.218	266	10	21.034	22.533	24.730	24.725	1:33.022	281
6	22.948	24.556	26.580	26.215	1:40.299	264	11	20.932	22.509	24.874	24.871	1:33.186	282
46 Mike JONES (QLD) (2nd)							12	21.208	22.539	24.774	24.559	1:33.080	277
1	26.124	22.407	24.413	24.027	1:36.971	44	13	20.976	22.498	24.720	24.516	1:32.710	285
2	20.817	21.984	24.016	23.953	1:30.770	285	65 Cru HALLIDAY (NSW) (5th)						
3	20.801	22.015	23.978	23.919	1:30.713	288	1	26.777	22.801	24.673	24.522	1:38.773	57
4	20.585	21.980	24.117	24.031	1:30.713	287	2	20.912	22.321	24.858	24.142	1:32.233	295
5	20.709	21.936	24.038	23.897	<u>1:30.580</u>	281	3	20.642	22.402	24.325	24.132	1:31.501	289
6	20.691	22.060	24.004	24.100	1:30.855	282	4	20.653	22.073	24.170	24.053	<u>1:30.949</u>	282
7	20.638	21.998	24.140	24.168	1:30.944	275	5	20.843	22.334	24.348	24.174	1:31.699	287
8	20.700	22.017	24.060	24.040	1:30.817	281	6	21.012	22.353	24.544	24.266	1:32.175	288
9	20.692	22.007	24.135	24.076	1:30.910	285	7	20.677	22.369	24.526	24.537	1:32.109	283
10	20.708	22.012	24.288	24.285	1:31.293	282	8	20.761	22.294	24.457	24.337	1:31.849	281
11	20.735	22.043	24.268	24.152	1:31.198	280	9	20.706	22.443	24.418	24.433	1:32.000	286
12	20.769	22.142	24.182	24.216	1:31.309	279	10	20.820	22.424	24.194	24.330	1:31.768	279
13	20.760	22.141	24.194	24.060	1:31.155	281	11	20.701	22.459	24.450	24.214	1:31.824	282
60 Paul LINKENBAGH (NSW) (16th)							12	20.802	22.503	24.774	24.193	1:32.272	283
1	28.810	23.905	25.792	25.044	1:43.551	120	13	20.823	22.359	24.510	24.366	1:32.058	288
2	21.674	23.379	25.770	25.028	1:35.851	274	70 Mohamad AIZUDDIN (VIC) (19th)						
3	21.791	23.320	25.642	25.005	1:35.758	271	1	29.674	24.293	26.276	25.471	1:45.714	136
4	21.684	23.019	25.872	25.338	1:35.913	272	2	22.630	24.065	26.195	25.874	1:38.764	273
5	21.842	23.126	25.465	25.466	1:35.899	269	3	22.561	24.122	26.245	25.403	1:38.331	273
6	21.958	23.150	25.664	25.452	1:36.224	266	4	22.144	23.635	25.675	25.664	<u>1:37.118</u>	274
7	21.828	23.232	25.579	25.364	1:36.003	268	5	22.079	23.779	25.833	25.672	1:37.363	275
8	21.714	23.287	25.446	25.345	1:35.792	268	6	22.285	23.869	25.830	25.488	1:37.472	277
9	21.661	23.046	25.279	25.215	1:35.201	265	7	22.264	23.765	26.359	25.513	1:37.901	276
10	21.594	22.989	25.105	25.291	<u>1:34.979</u>	266	8	22.331	23.945	25.847	25.474	1:37.597	273
11	21.608	23.041	25.338	25.299	1:35.286	266	9	22.224	23.701	25.938	25.609	1:37.472	272
12	21.577	23.285	25.098	25.187	1:35.147	266	10	22.534	23.812	26.050	25.700	1:38.096	274
13	22.044	23.244	25.471	25.434	1:36.193	268							

Scott Laing
 Chief Timekeeper - Scott Laing

Tom Williams
 Race Director - Tom Williams





Rnd 2 : March 28 & 29, 2025

Sydney Motorsports Park



SW-MOTEC AUSTRALIAN SUPERBIKE

Race 1

Date: 29/03/25
 Event: R07
 Weather: Overcast - Temp: 22.3C
 Track: Mainly Dry - Temp: 24.3C

Started at: 17:15:42
 Laps: 13
 Starters: 23
 Posted at: 5:41 PM

PROVISIONAL SECTOR TIMES

Lap	Sector 1	Sector 2	Sector 3	Sector 4	Lap Time	Spd	Lap	Sector 1	Sector 2	Sector 3	Sector 4	Lap Time	Spd
11	22.246	23.874	25.754	25.845	1:37.719	273	85 Ty LYNCH (SA) (18th)						
12	22.059	23.926	25.881	25.738	1:37.604	267	1	28.334	23.323	25.492	25.331	1:42.480	132
13	22.090	23.656	25.752	25.645	1:37.143	274	2	22.026	22.993	25.599	25.198	1:35.816	277
							3	22.035	22.982	25.379	25.343	1:35.739	275
71 Tom EDWARDS (NSW) (13th)							4	21.840	23.058	25.409	25.890	1:36.197	273
1	27.350	23.559	25.074	24.682	1:40.665	115	5	22.063	23.133	25.465	25.573	1:36.234	273
2	21.404	23.007	24.962	24.653	1:34.026	280	6	22.222	23.138	25.508	25.480	1:36.348	272
3	21.248	22.863	24.721	24.580	1:33.412	277	7	21.984	23.160	25.573	25.740	1:36.457	276
4	21.055	22.741	24.665	24.637	1:33.098	278	8	22.096	23.469	25.556	25.424	1:36.545	266
5	20.975	22.569	24.618	24.674	1:32.836	279	9	21.788	23.002	25.307	25.106	1:35.203	272
6	20.859	22.646	24.629	24.774	1:32.908	280	10	21.715	23.011	25.562	25.036	1:35.324	273
7	20.769	22.605	24.702	24.521	1:32.597	279	11	21.498	22.911	25.485	25.271	1:35.165	274
8	20.754	22.623	24.669	24.507	1:32.553	281	12	21.851	23.090	26.231	25.757	1:36.929	273
9	21.013	22.524	24.865	24.797	1:33.199	285	13	22.468	23.248	25.544	25.165	1:36.425	271
10	20.926	22.407	25.018	24.671	1:33.022	276	308 John LYTRAS (QLD) (12th)						
11	20.805	22.401	24.835	24.700	1:32.741	280	1	27.587	23.447	25.143	24.428	1:40.605	93
12	20.770	22.420	24.822	24.413	1:32.425	280	2	21.164	22.311	24.657	24.290	1:32.422	286
13	20.757	22.438	24.694	24.578	1:32.467	285	3	20.892	22.308	24.657	24.290	1:32.147	286
82 Ryan YANKO (QLD) (14th)							4	21.254	22.471	24.772	24.503	1:33.000	285
1	26.953	23.084	24.969	24.420	1:39.426	102	5	21.537	22.404	24.848	24.449	1:33.238	287
2	20.844	22.658	25.068	24.280	1:32.850	281	6	21.100	22.315	24.716	24.441	1:32.572	287
3	21.004	22.529	24.719	24.321	1:32.573	280	7	21.186	22.419	24.826	24.692	1:33.123	279
4	21.049	22.606	24.958	24.662	1:33.275	279	8	21.175	22.429	24.641	24.644	1:32.889	277
5	21.416	22.455	24.799	24.630	1:33.300	282	9	21.231	22.441	24.628	24.545	1:32.845	276
6	21.344	22.423	24.747	24.609	1:33.123	281	10	21.323	22.357	24.762	24.602	1:33.044	276
7	21.094	22.564	24.742	24.595	1:32.995	277	11	21.218	22.413	24.802	24.854	1:33.287	277
8	21.037	22.609	24.947	24.542	1:33.135	276	12	21.279	22.569	24.688	24.784	1:33.320	274
9	20.938	22.541	24.759	24.519	1:32.757	276	13	21.330	22.420	24.886	24.770	1:33.406	273
10	21.089	22.581	24.512	25.506	1:33.688	276							
11	21.107	22.600	24.759	24.705	1:33.171	275							
12	20.980	22.608	24.927	24.650	1:33.165	275							
13	21.099	22.642	24.854	24.580	1:33.175	275							

The results are provisional until the expiration of the time limit for protests and appeals.

Scott Daing
 Chief Timekeeper - Scott Daing

Tom Williams
 Race Director - Tom Williams





Rnd 2 : March 28 & 29, 2025

Sydney Motorsports Park



SW-MOTECH AUSTRALIAN SUPERBIKE

Race 1

Date: 29/03/25
Event: R07
Weather: Overcast - Temp: 22.3C
Track: Mainly Dry - Temp: 24.3C

Started at: 17:15:42
Laps: 13
Starters: 23
Posted at: 5:41 PM


PROVISIONAL FASTEST LAPS SEQUENCE

Lap	Race Pos	No	Name	Machine	Fastest Lap	On Lap
1	1	1	Josh WATERS (VIC)	Ducati V4R	1:36.334	1
2	1	1	Josh WATERS (VIC)	Ducati V4R	1:31.027	2
2	2	46	Mike JONES (QLD)	Yamaha YZF-R1	1:30.770	2
3	1	1	Josh WATERS (VIC)	Ducati V4R	1:30.727	3
3	2	46	Mike JONES (QLD)	Yamaha YZF-R1	1:30.713	3
4	1	1	Josh WATERS (VIC)	Ducati V4R	1:30.459	4

The results are provisional until the expiration of the time limit for protests and appeals.

Scott Laing
Chief Timekeeper - Scott Laing

Tom Williams
Race Director - Tom Williams



Rnd 2 : March 28 & 29, 2025

Sydney Motorsports Park



SW-MOTEC AUSTRALIAN SUPERBIKE

Race 1

Date: 29/03/25
 Event: R07
 Weather: Overcast - Temp: 22.3C
 Track: Mainly Dry - Temp: 24.3C

Started at: 17:15:42
 Laps: 13
 Starters: 23
 Posted at: 5:41 PM

PROVISIONAL LAP SHEET

No	Lap Time	Gap	No	Lap Time	Gap	No	Lap Time	Gap	No	Lap Time	Gap	No	Lap Time	Gap
Lap 1			65	1:32.233	3.645	71	1:33.412	10.015	Lap 5			14	1:32.747	12.211
1	1:36.334		11	1:33.521	4.040	85	1:35.739	15.947	1	1:30.512		27	1:32.836	12.714
46	1:36.971	.637	13	1:31.929	4.064	28	1:35.787	16.213	46	1:30.580	.688	7	1:32.177	12.979
33	1:37.001	.667	27	1:32.330	4.907	8	1:35.599	16.540	20	1:31.838	5.655	308	1:32.572	14.345
3	1:37.746	1.412	82	1:32.850	4.915	60	1:35.758	17.072	33	1:32.268	5.730	82	1:33.123	14.908
11	1:37.880	1.546	7	1:32.421	5.197	70	1:38.331	24.721	3	1:31.715	5.956	61	1:32.832	16.724
14	1:38.279	1.945	308	1:32.422	5.666	37	1:39.833	26.047	65	1:31.699	6.096	71	1:32.908	17.306
20	1:38.704	2.370	61	1:33.915	7.322	26	1:54.572	38.117	11	1:31.835	8.029	28	1:36.024	32.698
65	1:38.773	2.439	71	1:34.026	7.330	Lap 4			13	1:32.303	10.001	85	1:36.348	33.175
82	1:39.426	3.092	85	1:35.816	10.935	1	1:30.459		14	1:32.616	10.044	8	1:36.287	33.479
13	1:39.496	3.162	28	1:35.823	11.153	46	1:30.713	.620	27	1:32.642	10.458	60	1:36.224	33.557
27	1:39.938	3.604	8	1:35.865	11.668	33	1:31.869	3.974	7	1:32.481	11.382	70	1:37.472	45.123
7	1:40.137	3.803	60	1:35.851	12.041	20	1:31.525	4.329	308	1:33.238	12.353	37	1:40.299	53.917
308	1:40.605	4.271	26	1:36.435	14.272	3	1:32.118	4.753	82	1:33.300	12.365	Lap 7		
71	1:40.665	4.331	37	1:39.020	16.941	65	1:30.949	4.909	61	1:32.854	14.472	1	1:30.702	
61	1:40.768	4.434	70	1:38.764	17.117	11	1:31.696	6.706	71	1:32.836	14.978	46	1:30.944	1.205
85	1:42.480	6.146	Lap 3			14	1:32.908	7.940	28	1:36.335	27.254	20	1:32.245	8.540
28	1:42.691	6.357	1	1:30.727		13	1:33.075	8.210	85	1:36.234	27.407	3	1:32.183	8.796
8	1:43.164	6.830	46	1:30.713	.366	27	1:32.873	8.328	8	1:36.383	27.772	65	1:32.109	9.098
60	1:43.551	7.217	33	1:31.771	2.564	7	1:32.824	9.413	60	1:35.899	27.913	33	1:31.961	9.255
26	1:45.198	8.864	3	1:31.676	3.094	82	1:33.275	9.577	70	1:37.363	38.231	11	1:31.745	10.454
37	1:45.282	8.948	20	1:31.176	3.263	308	1:33.000	9.627	37	1:39.218	44.198	13	1:31.596	12.202
70	1:45.714	9.380	65	1:31.501	4.419	61	1:32.904	12.130	Lap 6			14	1:32.408	13.917
Lap 2			11	1:32.156	5.469	71	1:33.098	12.654	1	1:30.580		27	1:32.363	14.375
1	1:31.027		14	1:32.812	5.491	28	1:35.677	21.431	46	1:30.855	.963	7	1:32.557	14.834
46	1:30.770	.380	13	1:32.257	5.594	85	1:36.197	21.685	20	1:31.922	6.997	308	1:33.123	16.766
33	1:31.880	1.520	27	1:31.734	5.914	8	1:35.820	21.901	3	1:31.939	7.315	82	1:32.995	17.201
3	1:31.760	2.145	82	1:32.573	6.761	60	1:35.913	22.526	65	1:32.175	7.691	61	1:32.677	18.699
20	1:31.471	2.814	7	1:32.578	7.048	70	1:37.118	31.380	33	1:32.846	7.996	71	1:32.597	19.201
14	1:32.488	3.406	308	1:32.147	7.086	37	1:39.904	35.492	11	1:31.962	9.411	28	1:36.168	38.164
			61	1:33.090	9.685				13	1:31.887	11.308	60	1:36.003	38.858

Scott Laing
 Chief Timekeeper - Scott Laing

Tom Williams
 Race Director - Tom Williams





Rnd 2 : March 28 & 29, 2025

Sydney Motorsports Park



SW-MOTECH AUSTRALIAN SUPERBIKE

Race 1

Date: 29/03/25
 Event: R07
 Weather: Overcast - Temp: 22.3C
 Track: Mainly Dry - Temp: 24.3C

Started at: 17:15:42
 Laps: 13
 Starters: 23
 Posted at: 5:41 PM

PROVISIONAL LAP SHEET

No	Lap Time	Gap	No	Lap Time	Gap	No	Lap Time	Gap	No	Lap Time	Gap	No	Lap Time	Gap
85	1:36.457	38.930	33	1:31.801	11.591	60	1:34.979	52.504	3	1:31.902	14.018	61	1:32.710	30.113
8	1:36.293	39.070	11	1:32.032	12.917	28	1:35.108	53.225	65	1:32.272	14.119	60	1:36.193	1:05.04
70	1:37.901	52.322	13	1:31.096	13.158	85	1:35.324	53.676	33	1:31.901	14.364	8	1:36.000	1:07.86
Lap 8			14	1:32.620	17.683	8	1:35.488	54.371	11	1:32.282	15.452	85	1:36.425	1:08.10
1	1:30.596		27	1:33.004	18.727	70	1:38.096	1:13.16	13	1:32.269	15.504	70	1:37.143	1:31.53
46	1:30.817	1.426	7	1:32.961	19.076	Lap 11			14	1:32.830	23.012			
20	1:31.783	9.727	308	1:32.845	21.054	1	1:31.112		27	1:32.523	23.653	7	1:33.302	25.066
3	1:31.907	10.107	82	1:32.757	21.647	46	1:31.198	1.985	7	1:33.302	25.066	308	1:33.320	27.459
65	1:31.849	10.351	61	1:32.922	23.083	20	1:31.939	12.901	82	1:33.165	28.425	82	1:33.165	28.425
33	1:31.981	10.640	71	1:33.199	23.507	65	1:31.824	13.101	71	1:32.425	28.449	71	1:32.425	28.449
11	1:31.877	11.735	60	1:35.201	48.405	3	1:31.530	13.370	61	1:33.080	29.125	61	1:33.080	29.125
13	1:31.306	12.912	28	1:35.568	48.997	33	1:31.653	13.717	60	1:35.147	1:00.57	60	1:35.147	1:00.57
14	1:32.592	15.913	85	1:35.203	49.232	11	1:31.620	14.424	85	1:36.929	1:03.40	85	1:36.929	1:03.40
27	1:32.794	16.573	8	1:35.514	49.763	13	1:31.619	14.489	8	1:36.014	1:03.58	8	1:36.014	1:03.58
7	1:32.727	16.965	70	1:37.472	1:05.94	14	1:32.877	21.436	70	1:37.604	1:26.11	70	1:37.604	1:26.11
308	1:32.889	19.059	Lap 10			27	1:32.701	22.384	Lap 13					
82	1:33.135	19.740	1	1:30.880		7	1:33.107	23.018	1	1:31.722				
61	1:32.908	21.011	46	1:31.293	1.899	308	1:33.287	25.393	46	1:31.155	1.473			
71	1:32.553	21.158	20	1:31.999	12.074	82	1:33.171	26.514	20	1:31.826	13.736			
60	1:35.792	44.054	65	1:31.768	12.389	71	1:32.741	27.278	3	1:31.695	13.991			
28	1:36.711	44.279	3	1:32.655	12.952	61	1:33.186	27.299	65	1:32.058	14.455			
85	1:36.545	44.879	33	1:32.465	13.176	60	1:35.286	56.678	33	1:31.825	14.467			
8	1:36.625	45.099	11	1:31.879	13.916	28	1:34.960	57.073	11	1:31.806	15.536			
70	1:37.597	59.323	13	1:31.704	13.982	85	1:35.165	57.729	13	1:31.794	15.576			
Lap 9			14	1:32.868	19.671	8	1:35.564	58.823	14	1:32.876	24.166			
1	1:30.850		27	1:32.948	20.795	70	1:37.719	1:19.76	27	1:32.544	24.475			
46	1:30.910	1.486	7	1:32.827	21.023	Lap 12			7	1:33.079	26.423			
20	1:32.078	10.955	308	1:33.044	23.218	1	1:31.254		308	1:33.406	29.143			
3	1:31.920	11.177	82	1:33.688	24.455	46	1:31.309	2.040	71	1:32.467	29.194			
65	1:32.000	11.501	61	1:33.022	25.225	20	1:31.985	13.632	82	1:33.175	29.878			
			71	1:33.022	25.649									

The results are provisional until the expiration of the time limit for protests and appeals.

Scott Laing
 Chief Timekeeper - Scott Laing

Tom Williams
 Race Director - Tom Williams



Rnd 2 : March 28 & 29, 2025

Sydney Motorsports Park



SW-MOTECH AUSTRALIAN SUPERBIKE

Race 1

Date: 29/03/25
 Event: R07
 Weather: Overcast - Temp: 22.3C
 Track: Mainly Dry - Temp: 24.3C

Started at: 17:15:42
 Laps: 13
 Starters: 23
 Posted at: 5:41 PM

PROVISIONAL LAP CHART

Name	Grid	1	2	3	4	5	6	7	8	9	10	11	12	13	Name
M. JONES	46	1	1	1	1	1	1	1	1	1	1	1	1	1	J. WATERS
C. HALLIDAY	65	46	46	46	46	46	46	46	46	46	46	46	46	46	M. JONES
B. PEARSON	11	33	33	33	33	20	20	20	20	20	20	20	20	20	J. NAHLOUS
J. FAVELLE	33	3	3	3	20	33	3	3	3	3	65	65	3	3	C. DUNKER
C. DUNKER	3	11	20	20	3	3	65	65	65	65	3	3	65	65	C. HALLIDAY
M. STAUFFER	27	14	14	65	65	65	33	33	33	33	33	33	33	33	J. FAVELLE
J. WATERS	4	20	65	11	11	11	11	11	11	11	11	11	11	11	B. PEARSON
J. NAHLOUS	20	65	11	14	14	13	13	13	13	13	13	13	13	13	A. WEST
A. WEST	13	82	13	13	13	14	14	14	14	14	14	14	14	14	G. ALLERTON
J. LYTRAS	308	13	27	27	27	27	27	27	27	27	27	27	27	27	M. STAUFFER
G. ALLERTON	14	27	82	82	7	7	7	7	7	7	7	7	7	7	T. TOPARIS
T. TOPARIS	7	7	7	7	82	308	308	308	308	308	308	308	308	308	J. LYTRAS
R. YANKO	82	308	308	308	308	82	82	82	82	82	82	82	82	82	T. EDWARDS
M. WALTERS	12	71	61	61	61	61	61	61	61	61	61	61	71	71	R. YANKO
S. CONDON	26	61	71	71	71	71	71	71	71	71	71	61	61	61	A. SISSIS
T. EDWARDS	71	85	85	85	28	28	28	28	60	60	60	60	60	60	P. LINKENBAGH
A. SISSIS	61	28	28	28	85	85	85	60	28	28	28	28	85	8	C. HOLDING
M. AIZUDDIN	70	8	8	8	8	8	8	85	85	85	85	85	8	85	T. LYNCH
P. LINKENBAGH	60	60	60	60	60	60	60	8	8	8	8	8	8	70	M. AIZUDDIN
C. HOLDING	8	26	26	70	70	70	70	70	70	70	70	70	70	70	M. EDWARDS
J. SODERLAND	28	37	37	37	37	37	37								S. CONDON
M. EDWARDS	37	70	70	26											

The results are provisional until the expiration of the time limit for protests and appeals.

Scott Laing
 Chief Timekeeper - Scott Laing

Tom Williams
 Race Director - Tom Williams





Rnd 2 : March 28 & 29, 2025

Sydney Motorsports Park



SW-MOTECH AUSTRALIAN SUPERBIKE

Race 1

Date: 29/03/25
 Event: R07
 Weather: Overcast - Temp: 22.3C
 Track: Mainly Dry - Temp: 24.3C

Started at: 17:15:42
 Laps: 13
 Starters: 23
 Posted at: 5:41 PM

PROVISIONAL BEST SECTOR TIMES


Pos	Sector 1		Sector 2		Sector 3		Sector 4		Lap		Ideal	Fastest	Diff
	Name	Time	Name	Time	Name	Time	Name	Time	Name	Time			
1	J. WATERS	20.486	M. JONES	21.936	M. JONES	23.978	J. WATERS	23.724	J. WATERS	1:30.201	1:30.459	.258	
2	M. JONES	20.585	J. WATERS	21.962	J. WATERS	24.029	M. JONES	23.897	M. JONES	1:30.396	1:30.580	.184	
3	B. PEARSON	20.605	J. NAHLOUS	22.070	C. HALLIDAY	24.170	A. WEST	23.959	C. HALLIDAY	1:30.938	1:30.949	.011	
4	A. WEST	20.629	C. HALLIDAY	22.073	B. PEARSON	24.182	J. NAHLOUS	24.002	A. WEST	1:31.020	1:31.096	.076	
5	C. HALLIDAY	20.642	A. WEST	22.080	C. DUNKER	24.279	G. ALLERTON	24.049	J. NAHLOUS	1:31.039	1:31.176	.137	
6	J. NAHLOUS	20.658	J. FAVELLE	22.124	J. NAHLOUS	24.309	C. HALLIDAY	24.053	B. PEARSON	1:31.176	1:31.620	.444	
7	M. STAUFFER	20.667	B. PEARSON	22.199	J. FAVELLE	24.348	M. STAUFFER	24.094	J. FAVELLE	1:31.317	1:31.653	.336	
8	C. DUNKER	20.683	C. DUNKER	22.285	A. WEST	24.352	C. DUNKER	24.130	C. DUNKER	1:31.377	1:31.530	.153	
9	G. ALLERTON	20.699	J. LYTRAS	22.308	M. STAUFFER	24.429	J. FAVELLE	24.136	M. STAUFFER	1:31.566	1:31.734	.168	
10	J. FAVELLE	20.709	T. TOPARIS	22.319	R. YANKO	24.512	T. TOPARIS	24.149	G. ALLERTON	1:31.896	1:32.408	.512	
11	T. EDWARDS	20.754	M. STAUFFER	22.376	T. TOPARIS	24.569	B. PEARSON	24.190	T. TOPARIS	1:31.993	1:32.177	.184	
12	R. YANKO	20.844	T. EDWARDS	22.401	G. ALLERTON	24.587	R. YANKO	24.280	R. YANKO	1:32.059	1:32.573	.514	
13	J. LYTRAS	20.892	R. YANKO	22.423	T. EDWARDS	24.618	J. LYTRAS	24.290	J. LYTRAS	1:32.118	1:32.147	.029	
14	A. SISSIS	20.905	A. SISSIS	22.485	J. LYTRAS	24.628	T. EDWARDS	24.413	T. EDWARDS	1:32.186	1:32.425	.239	
15	T. TOPARIS	20.956	G. ALLERTON	22.561	A. SISSIS	24.669	A. SISSIS	24.503	A. SISSIS	1:32.562	1:32.677	.115	
16	T. LYNCH	21.498	T. LYNCH	22.911	P. LINKENBA	25.098	C. HOLDING	24.911	P. LINKENBAG	1:34.669	1:34.979	.310	
17	S. CONDON	21.509	J. SODERLAN	22.937	J. SODERLAN	25.164	P. LINKENBA	25.005	T. LYNCH	1:34.752	1:35.165	.413	
18	J. SODERLAN	21.553	P. LINKENBA	22.989	C. HOLDING	25.256	T. LYNCH	25.036	J. SODERLAND	1:34.786	1:34.960	.174	
19	P. LINKENBA	21.577	S. CONDON	23.032	S. CONDON	25.288	J. SODERLAN	25.132	C. HOLDING	1:34.912	1:35.488	.576	
20	C. HOLDING	21.674	C. HOLDING	23.071	T. LYNCH	25.307	S. CONDON	25.133	S. CONDON	1:34.962	1:36.435	1.473	
21	M. AIZUDDIN	22.059	M. AIZUDDIN	23.635	M. AIZUDDIN	25.675	M. AIZUDDIN	25.403	M. AIZUDDIN	1:36.772	1:37.118	.346	
22	M. EDWARDS	22.517	M. EDWARDS	24.177	M. EDWARDS	26.210	M. EDWARDS	25.819	M. EDWARDS	1:38.723	1:39.020	.297	

The results are provisional until the expiration of the time limit for protests and appeals.



Scott Laing
 Chief Timekeeper - Scott Laing

Tom Williams
 Race Director - Tom Williams





Rnd 2 : March 28 & 29, 2025

Sydney Motorsports Park



**AUSTRALIAN SUPERBIKE CHAMPIONSHIP
PROVISIONAL PROGRESSIVE ROUND POINTS**

AUSTRALIAN SUPERBIKE CHAMPIONSHIP

Pos	No	Name	Machine	Rnd 2 Pole	Rnd 2 Race 1	Total
1	1	Josh WATERS	Ducati		25	25
2	46	Mike JONES	Yamaha	1	20	21
3	20	Jonathan NAHLOUS	Yamaha		18	18
4	3	Cameron DUNKER	Yamaha		17	17
5	65	Cru HALLIDAY	Yamaha		16	16
6	33	Jack FAVELLE	Yamaha		15	15
7	11	Broc PEARSON	Ducati		14	14
8	13	Anthony WEST	Yamaha		13	13
9	14	Glenn ALLERTON	Ducati		12	12
10	27	Max STAUFFER	Yamaha		11	11
11	7	Tom TOPARIS	Yamaha		10	10
12	308	John LYTRAS	Yamaha		9	9
13	71	Tom EDWARDS	Yamaha		8	8
14	82	Ryan YANKO	Yamaha		7	7
15	61	Arthur SISSIS	Yamaha		6	6
16	60	Paul LINKENBAGH	Yamaha		5	5
17	8	Charles HOLDING	Yamaha		4	4
18	85	Ty LYNCH	Yamaha		3	3
19	70	Mohamad AIZUDDIN	BMW		2	2

AUSTRALIAN SUPERBIKE CHAMPIONSHIP - MANUFACTURERS

Pos	No	Name	Rnd 2 Pole	Rnd 2 Race 1	Total
1		Yamaha	1	162	163
2		Ducati		51	51
3		BMW		2	2

Scott Laing
Chief Timekeeper - Scott Laing

Tom Williams
Race Director - Tom Williams



Rnd 2 : March 28 & 29, 2025

Sydney Motorsports Park



**AUSTRALIAN SUPERBIKE CHAMPIONSHIP
PROVISIONAL PROGRESSIVE CHAMPIONSHIP POINTS**

AUSTRALIAN SUPERBIKE CHAMPIONSHIP

Pos	No	Name	Machine	Rnd 1 WSBK	Rnd 2 Pole	Rnd 2 Race 1	Total
1	1	Josh WATERS	Ducati	76		25	101
2	46	Mike JONES	Yamaha	58	1	20	79
3	13	Anthony WEST	Yamaha	56		13	69
4	20	Jonathan NAHLOUS	Yamaha	39		18	57
5	27	Max STAUFFER	Yamaha	43		11	54
6	3	Cameron DUNKER	Yamaha	33		17	50
7	308	John LYTRAS	Yamaha	40		9	49
8	11	Broc PEARSON	Ducati	33		14	47
9	33	Jack FAVELLE	Yamaha	29		15	44
10	14	Glenn ALLERTON	Ducati	32		12	44
11	65	Cru HALLIDAY	Yamaha	26		16	42
12	71	Tom EDWARDS	Yamaha	30		8	38
13	82	Ryan YANKO	Yamaha	28		7	35
14	7	Tom TOPARIS	Yamaha	20		10	30
15	61	Arthur SISSIS	Yamaha	22		6	28
16		Matt WALTERS	Aprilia	21			21
17	70	Mohamad AIZUDDIN	BMW	16		2	18
18	8	Charles HOLDING	Yamaha	13		4	17
19	60	Paul LINKENBAGH	Yamaha	5		5	10
20		Josh SODERLAND	Yamaha	9			9
21		Adam SENIOR	Yamaha	7			7
22		Noel MAHON	Yamaha	7			7
23		Kota HIGUCHI	Suzuki	5			5
24	85	Ty LYNCH	Yamaha			3	3
25		Michael KEMP	Yamaha	1			1

AUSTRALIAN SUPERBIKE CHAMPIONSHIP - MANUFACTURERS

Pos	No	Name	Rnd 1 WSBK	Rnd 2 Pole	Rnd 2 Race 1	Total
1		Yamaha	466	1	162	629
2		Ducati	141		51	192
3		Aprilia	21			21
4		BMW	16		2	18
5		Suzuki	5			5


Chief Timekeeper - Scott Daing


Race Director - Tom Williams



Rnd 2 : March 28 & 29, 2025

Sydney Motorsports Park



SW-MOTECH AUSTRALIAN SUPERBIKE

Race 1

Date: 29/03/25
Event: R07
Weather: Overcast - Temp: 22.3C
Track: Mainly Dry - Temp: 24.3C


Started at: 17:15:42
Laps: 13
Starters: 23
Posted at: 5:41 PM

PROVISIONAL RACE INFORMATION

Time	Description
17:01:15	PIT EXIT OPEN
17:04:17	PIT EXIT CLOSED - BIKES ON GRID FOR MEDIA
17:12:59	WARM UP LAP STARTED
17:15:42	Event Start
17:19:21	NO JUMP STARTS
17:28:25	2/3 RACE DISTANCE
17:35:10	Rider 28 (Josh SODERLAND) STOPPED TURN 8
17:35:29	Chequered Flag
17:37:14	Event Finish

The results are provisional until the expiration of the time limit for protests and appeals.




Chief Timekeeper - Scott Laing


Race Director - Tom Williams

