



Rnd 2 : March 28 & 29, 2025

Sydney Motorsports Park



RACE & ROAD SUPERSPORT 300

Race 3

Date: 29/03/25  
Event: R12  
Weather: Dark - Temp: 21.0C  
Track: Dry - Temp: 21.2C

Started at: 20:50:24  
Laps: 5  
Starters: 28  
Posted at: 11:45 PM

AMENDED CLASSIFICATION

Pos	No	Name	Machine	Laps	Race Time	Behind Leader	Behind Prev	Fastest Lap	On Lap
1	39	Scott NICHOLSON (VIC) / Traction Control M-sports / G. Williams Motorcycle Eng. / RST Moto	Kawasaki Ninja	5	8:59.257			1:45.681	4
2	55	Jake PAIGE (QLD) / Champions Ride Days / Dunlop / Kawasaki	Kawasaki Ninja	5	8:59.505	.248	.248	1:46.130	3
3	66	Mitch SIMPSON (SA) / YRD / Yamaha Australia / Simpson Crash / Simpson Signs	Yamaha YZF-R3	5	8:59.584	.327	.079	1:45.895	4
4	67	Tom NICOLSON (VIC) / LS2 Helmets / Calder Auto Electrics / Ord's M-cycles Ararat	Kawasaki Ninja	5	9:04.887	5.630	5.303	1:47.037	2
5	95	Tara MORRISON (SA) / Active Tree Services / Nightmare Cleaning Co / Morgans Cranes	Kawasaki Ninja	5	9:05.019	5.762	.132	1:47.311	5
6	99	Nixon FROST (NZ) / Bridgestone / Evolution Sports Group	Yamaha YZF-R3	5	9:05.443	6.186	.424	1:46.645	5
7	11	Nikolas LAZOS (VIC) / Trianon Transport / GRM / Macfield / Consoil	Yamaha YZF-R3	5	9:11.346	12.089	5.903	1:48.565	4
8	23	Matthew RITTER (VIC) / Race Center / AGV / The Grinning Dingo / YRD	Yamaha YZF-R3	5	9:11.428	12.171	.082	1:48.414	2
9	85	Phoenix O'BRIEN (VIC) / MotoGo Yamaha	Yamaha YZF-R3	5	9:11.531	12.274	.103	1:48.125	4
10	43	John PELGRAVE (QLD) / Marty's Moto / Mental Monkey / Ricondi / Dunlop	Yamaha YZF-R3	5	9:11.580	12.323	.049	1:48.596	4
11	46	William HUNT (NSW) / Knight Designs / Loadlink / AT 1 Pro Race Suits / Picture Me Rollin	Yamaha YZF-R3	5	9:12.024	12.767	.444	1:48.438	4
12	222	Lincoln KNIGHT (NSW) / Astina / Penrite Oil / Race & Road / Knight Fencing	Yamaha YZF-R3	5	9:16.475	17.218	4.451	1:49.274	5
13	63	Mitchell CARTWRIGHT (NSW) / Motocity / Complete AV / FSport / Tactical Recovery	Yamaha YZF-R3	5	9:20.546	21.289	4.071	1:49.779	2
14	323	Flynn JACOBS (SA) / Enzed Adelaide / Yamaha World / Royal Enfield	Yamaha YZF-R3	5	9:21.097	21.840	.551	1:49.813	3
15	4	Ethan DELLOW (SA) / TeamBWR / Murrundi Ferry Services / Dunlop / Race & Road	Yamaha YZF-R3	5	9:21.420	22.163	.323	1:50.091	3
16	98	Tianhao ZHAO (VIC) / Moto Ridenow / GB Racing / SBS / Fast Freddie Tyre Service	Yamaha YZF-R3	5	9:25.200	25.943	3.780	1:51.088	4
17	56	Oscar LEWIS (NSW) / Motoschool Racing Team	Yamaha YZF-R3	5	9:25.361	26.104	.161	1:48.120	5
18	84	Zachary RUSSO (NSW) / Competitive Edge Performance / Secure Building Solutions	Yamaha YZF-R3	5	9:41.786	42.529	16.425	1:54.179	3
19	42	Riley NAUTA (QLD) / Champion's Ride Days / Dunlop / Kawasaki	Kawasaki Ninja	5	9:43.112	43.855	1.326	1:47.992	5
20	83	Alvin WU (QLD) / Addicted To Track	Yamaha YZF-R3	5	9:45.520	46.263	2.408	1:54.003	5
21	28	Zane BECKINSALE (NSW) / Motoschool Racing Team	Yamaha YZF-R3	5	9:45.538	46.281	.018	1:54.263	5
22	18	Elijah ANDREW (NSW) / Motoschool Racing Team	Yamaha YZF-R3	5	9:54.650	55.393	9.112	1:56.710	4
DNF	7	Oliver SHORT (VIC) / Highside / 1self / FUSport / Handcrafted Homes / Racelines	Kawasaki Ninja	2	4:28.592	2 Laps		1:56.039	1
DNF	33	Jordy SIMPSON (SA) / YRD / Yamaha Australia / Simpson Crash / Simpson Signs	Yamaha YZF-R3	2	5:11.883	2 Laps	43.291	1:54.078	1
DNF	48	Valentino KNEZOVIC (NSW) / Excite Motorsport / Billetta Imports / MotoCity Wollongong	Yamaha YZF-R3	1	1:54.037	3 Laps		1:54.037	1
DSQ	20	Isaac AYAD (NSW) / Portbike Racing	Kawasaki Ninja	5	9:04.962	5.705		1:47.118	2
DSQ	36	Caiden BUNWORTH (VIC) / Core24 Health and Fitness	Kawasaki Ninja	5	9:23.176	23.919	18.214	1:49.483	5
DSQ	128	Tyler KING (VIC) / AVA NZ	Kawasaki Ninja	3	9:13.248	2 Laps		1:46.206	3

Fastest Lap was 1:45.681 by 39 Scott NICHOLSON (VIC)

AMENDMENTS:

- \* No. 20 (Isaac AYAD) - DISQUALIFIED BUE TO BREACH OF MINIMUM WEIGHT RULE
- \* No. 36 (Caiden BUNWORTH) - DISQUALIFIED DUE TO MACHINE ALIGIBILITY ISSUE


\*\*\* RED FLAG AFTER COMPETITORS HAD COMPLETED 2 LAPS DUE TO CRASH AT TURN 9 WITH BIKE IMPACTING AIR FENCE. FULL RE-START PENDING WITH ORIGINAL GRID FOR 5 LAP RACE \*\*\*

\*\*\* Rider 128 (Tyler King) - Disqualified as started afer field had completed one lap \*\*\*



*Scott Laing*  
Chief Timekeeper - Scott Laing

*Tom Williams*  
Race Director - Tom Williams





Rnd 2 : March 28 & 29, 2025  
Sydney Motorsports Park



RACE & ROAD SUPERSPORT 300

Race 3

Date: 29/03/25  
Event: R12  
Weather: Dark - Temp: 21.0C  
Track: Dry - Temp: 21.2C

Started at: 20:50:24  
Laps: 5  
Starters: 28  
Posted at: 11:45 PM

AMENDED CLASSIFICATION

Pos	No	Name	Machine	Laps	Race Time	Behind Leader	Behind Prev	Fastest Lap	On Lap
-----	----	------	---------	------	-----------	---------------	-------------	-------------	--------

The results are provisional until the expiration of the time limit for protests and appeals.

  
Chief Timekeeper - Scott Laing

  
Race Director - Tom Williams





Rnd 2 : March 28 & 29, 2025

Sydney Motorsports Park



RACE & ROAD SUPERSPORT 300

Race 3

Date: 29/03/25  
 Event: R12  
 Weather: Dark - Temp: 21.0C  
 Track: Dry - Temp: 21.2C

Started at: 20:50:24  
 Laps: 5  
 Starters: 28  
 Posted at: 11:45 PM

AMENDED LAP TIMES


No	Name	Lap 1	Lap 2	Lap 3	Lap 4	Lap 5
4	Ethan DELLOW (SA)	1:59.823	1:50.789	<b>1:50.091</b>	1:50.213	1:50.504
7	Oliver SHORT (VIC)	<b>1:56.039</b>	2:32.553			
11	Nikolas LAZOS (VIC)	1:55.167	1:49.392	1:49.349	<b>1:48.565</b>	1:48.873
18	Elijah ANDREW (NSW)	2:06.508	1:57.130	1:57.554	<b>1:56.710</b>	1:56.748
20	Isaac AYAD (NSW)	1:54.740	<b>1:47.118</b>	1:47.943	1:47.919	1:47.242
23	Matthew RITTER (VIC)	1:56.137	<b>1:48.414</b>	1:49.058	1:48.683	1:49.136
28	Zane BECKINSALE (NSW)	2:05.469	1:55.279	1:55.460	1:55.067	<b>1:54.263</b>
33	Jordy SIMPSON (SA)	<b>1:54.078</b>	3:17.805			
36	Caiden BUNWORTH (VIC)	2:01.379	1:51.323	1:49.956	1:51.035	<b>1:49.483</b>
39	Scott NICHOLSON (VIC)	1:53.410	1:46.710	1:46.555	<b>1:45.681</b>	1:46.901
42	Riley NAUTA (QLD)	1:53.983	2:18.454	1:53.775	1:48.908	<b>1:47.992</b>
43	John PELGRAVE (QLD)	1:56.408	1:48.731	1:48.875	<b>1:48.596</b>	1:48.970
46	William HUNT (NSW)	1:56.207	1:48.718	1:49.780	<b>1:48.438</b>	1:48.881
48	Valentino KNEZOVIC (NSW)	<b>1:54.037</b>				
55	Jake PAIGE (QLD)	1:53.393	1:46.707	<b>1:46.130</b>	1:46.763	1:46.512
56	Oscar LEWIS (NSW)	2:06.382	1:50.907	1:50.996	1:48.956	<b>1:48.120</b>
63	Mitchell CARTWRIGHT (NSW)	1:58.609	<b>1:49.779</b>	1:50.840	1:50.288	1:51.030
66	Mitch SIMPSON (SA)	1:54.057	1:46.319	1:46.073	<b>1:45.895</b>	1:47.240
67	Tom NICOLSON (VIC)	1:55.321	<b>1:47.037</b>	1:47.550	1:47.910	1:47.069
83	Alvin WU (QLD)	2:05.772	1:55.260	1:55.924	1:54.561	<b>1:54.003</b>
84	Zachary RUSSO (NSW)	2:03.939	1:54.201	<b>1:54.179</b>	1:54.955	1:54.512
85	Phoenix O'BRIEN (VIC)	1:57.886	1:48.188	1:48.633	<b>1:48.125</b>	1:48.699
95	Tara MORRISON (SA)	1:54.008	1:47.782	1:48.056	1:47.862	<b>1:47.311</b>
98	Tianhao ZHAO (VIC)	1:59.928	1:51.203	1:51.115	<b>1:51.088</b>	1:51.866
99	Nixon FROST (NZ)	1:56.352	1:48.144	1:47.207	1:47.095	<b>1:46.645</b>
128	Tyler KING (VIC)	5:40.318	1:46.724	<b>1:46.206</b>		
222	Lincoln KNIGHT (NSW)	1:57.833	1:49.989	1:49.716	1:49.663	<b>1:49.274</b>
323	Flynn JACOBS (SA)	1:59.409	1:51.280	<b>1:49.813</b>	1:50.346	1:50.249

AMENDMENTS:

- \* No. 20 (Isaac AYAD) - DISQUALIFIED BUE TO BREACH OF MINIMUM WEIGHT RULE
- \* No. 36 (Caiden BUNWORTH) - DISQUALIFIED DUE TO MACHINE ALIGIBILITY ISSUE

\*\*\* RED FLAG AFTER COMPETITORS HAD COMPLETED 2 LAPS DUE TO CRASH AT TURN 9 WITH BIKE IMPACTING AIR FENCE. FULL RE-START PENDING WITH ORIGINAL GRID FOR 5 LAP RACE \*\*\*

\*\*\* Rider 128 (Tyler King) - Disqualified as started afer field had completed one lap \*\*\*

  
 Chief Timekeeper - Scott Daing

  
 Race Director - Tom Williams





Rnd 2 : March 28 & 29, 2025

Sydney Motorsports Park



RACE & ROAD SUPERSPORT 300

Race 3

Date: 29/03/25  
Event: R12  
Weather: Dark - Temp: 21.0C  
Track: Dry - Temp: 21.2C

Started at: 20:50:24  
Laps: 5  
Starters: 28  
Posted at: 11:45 PM

AMENDED LAP TIMES

No Name

The results are provisional until the expiration of the time limit for protests and appeals.



Chief Timekeeper - Scott Laing



Race Director - Tom Williams







Rnd 2 : March 28 & 29, 2025

Sydney Motorsports Park



RACE & ROAD SUPERSPORT 300

Race 3

Date: 29/03/25  
 Event: R12  
 Weather: Dark - Temp: 21.0C  
 Track: Dry - Temp: 21.2C

Started at: 20:50:24  
 Laps: 5  
 Starters: 28  
 Posted at: 11:45 PM

AMENDED SECTOR TIMES

Lap	Sector 1	Sector 2	Sector 3	Sector 4	Lap Time	Spd	Lap	Sector 1	Sector 2	Sector 3	Sector 4	Lap Time	Spd
<b>4 Ethan DELLOW (SA) (15th)</b>							5	24.936	25.649	27.905	30.646	1:49.136	176
1	33.816	26.613	28.459	30.935	1:59.823	106	<b>28 Zane BECKINSALE (NSW) (21th)</b>						
2	<u>24.594</u>	25.963	28.881	31.351	1:50.789	180	1	35.235	27.696	29.832	32.706	2:05.469	101
3	25.047	25.813	<u>28.328</u>	<u>30.903</u>	<u>1:50.091</u>	175	2	25.994	27.179	29.737	32.369	1:55.279	174
4	24.777	26.066	28.442	30.928	1:50.213	183	3	26.134	27.277	29.409	32.640	1:55.460	174
5	25.140	<u>25.808</u>	28.473	31.083	1:50.504	170	4	26.222	<u>26.908</u>	29.477	32.460	1:55.067	166
<b>7 Oliver SHORT (VIC) (DNF)</b>							5	<u>25.637</u>	27.178	<u>29.237</u>	<u>32.211</u>	<u>1:54.263</u>	173
1	31.224	25.475	27.782	31.558	<u>1:56.039</u>	78	<b>33 Jordy SIMPSON (SA) (DNF)</b>						
2	<u>25.761</u>	<u>27.740</u>	<u>31.875</u>	<u>1:07.177</u>	2:32.553 P	178	1	30.672	25.142	27.292	30.972	<u>1:54.078</u>	69
<b>11 Nikolas LAZOS (VIC) (7th)</b>							2	<u>24.144</u>	<u>24.824</u>	<u>1:14.878</u>	<u>1:13.959</u>	3:17.805 P	172
1	31.416	25.676	27.691	30.384	1:55.167	92	<b>36 Caiden BUNWORTH (VIC) (DSQ)</b>						
2	24.546	25.570	28.325	30.951	1:49.392	186	1	34.615	27.050	28.465	31.249	2:01.379	102
3	24.745	25.768	28.705	30.131	1:49.349	173	2	24.992	<u>26.037</u>	29.174	31.120	1:51.323	176
4	<u>24.504</u>	25.452	28.291	30.318	<u>1:48.565</u>	184	3	<u>24.657</u>	26.277	28.102	30.920	1:49.956	175
5	25.343	<u>25.435</u>	<u>28.031</u>	<u>30.064</u>	1:48.873	184	4	24.817	26.208	28.099	31.911	1:51.035	177
<b>18 Elijah ANDREW (NSW) (22th)</b>							5	24.709	26.056	<u>27.867</u>	<u>30.851</u>	<u>1:49.483</u>	178
1	34.922	28.128	30.934	32.524	2:06.508	112	<b>39 Scott NICHOLSON (VIC) (1st)</b>						
2	26.199	27.709	30.696	32.526	1:57.130	181	1	29.917	25.181	27.525	30.787	1:53.410	57
3	26.542	27.839	30.595	32.578	1:57.554	173	2	23.928	25.235	27.551	29.996	1:46.710	178
4	<u>26.130</u>	27.690	<u>30.458</u>	<u>32.432</u>	<u>1:56.710</u>	173	3	24.148	25.138	27.266	30.003	1:46.555	185
5	26.179	<u>27.461</u>	30.534	32.574	1:56.748	173	4	<u>23.865</u>	<u>24.831</u>	<u>27.000</u>	<u>29.985</u>	<u>1:45.681</u>	188
<b>20 Isaac AYAD (NSW) (DSQ)</b>							5	23.967	25.158	27.215	30.561	1:46.901	186
1	31.523	25.277	27.733	30.207	1:54.740	82	<b>42 Riley NAUTA (QLD) (19th)</b>						
2	<u>24.062</u>	<u>24.907</u>	27.605	30.544	<u>1:47.118</u>	186	1	30.243	25.567	27.727	30.446	1:53.983	65
3	24.395	25.630	27.413	30.505	1:47.943	179	2	24.395	<u>25.068</u>	52.805	36.186	2:18.454	177
4	24.603	25.182	27.853	<u>30.281</u>	1:47.919	179	3	26.028	27.706	29.177	30.864	1:53.775	176
5	24.199	25.409	<u>27.293</u>	30.341	1:47.242	181	4	24.218	25.508	28.558	30.624	1:48.908	178
<b>23 Matthew RITTER (VIC) (8th)</b>							5	<u>24.013</u>	25.433	<u>28.011</u>	<u>30.535</u>	<u>1:47.992</u>	179
1	32.074	25.905	27.713	30.445	1:56.137	89	<b>43 John PELGRAVE (QLD) (10th)</b>						
2	<u>23.884</u>	<u>25.510</u>	28.245	30.775	<u>1:48.414</u>	188	1	32.311	25.968	27.844	30.285	1:56.408	97
3	25.043	25.646	<u>27.775</u>	<u>30.594</u>	1:49.058	174	2	24.593	25.471	28.000	30.667	1:48.731	188
4	24.545	25.557	27.866	30.715	1:48.683	177							

*Scott Laing*  
 Chief Timekeeper - Scott Laing

*Tom Williams*  
 Race Director - Tom Williams





Rnd 2 : March 28 & 29, 2025

Sydney Motorsports Park



RACE & ROAD SUPERSPORT 300

Race 3

Date: 29/03/25  
 Event: R12  
 Weather: Dark - Temp: 21.0C  
 Track: Dry - Temp: 21.2C

Started at: 20:50:24  
 Laps: 5  
 Starters: 28  
 Posted at: 11:45 PM

AMENDED SECTOR TIMES

Lap	Sector 1	Sector 2	Sector 3	Sector 4	Lap Time	Spd	Lap	Sector 1	Sector 2	Sector 3	Sector 4	Lap Time	Spd
3	24.856	25.471	28.051	30.497	1:48.875	181	2	23.908	<b>24.695</b>	27.626	30.090	1:46.319	171
4	<b>24.538</b>	25.495	28.320	<b>30.243</b>	<b>1:48.596</b>	180	3	24.005	24.828	27.173	<b>30.067</b>	1:46.073	181
5	24.812	<b>25.401</b>	<b>27.850</b>	30.907	1:48.970	185	4	<b>23.656</b>	24.983	<b>26.794</b>	30.462	<b>1:45.895</b>	178
							5	24.157	25.086	27.264	30.733	1:47.240	169
<b>46 William HUNT (NSW) (11th)</b>													
1	31.813	25.474	27.944	30.976	1:56.207	91	<b>67 Tom NICOLSON (VIC) (4th)</b>						
2	<b>24.285</b>	25.359	28.256	30.818	1:48.718	183	1	32.025	25.463	27.906	29.927	1:55.321	87
3	24.915	25.751	28.548	30.566	1:49.780	175	2	<b>24.150</b>	25.117	27.761	30.009	<b>1:47.037</b>	193
4	24.490	<b>25.193</b>	28.444	<b>30.311</b>	<b>1:48.438</b>	180	3	24.636	25.160	27.738	30.016	1:47.550	187
5	24.834	25.545	<b>28.151</b>	30.351	1:48.881	182	4	24.711	<b>25.092</b>	28.013	30.094	1:47.910	187
							5	24.385	25.180	<b>27.568</b>	<b>29.936</b>	1:47.069	189
<b>48 Valentino KNEZOVIC (NSW) (DNF)</b>													
1	30.040	25.148	27.638	31.211	<b>1:54.037</b>	53	<b>83 Alvin WU (QLD) (20th)</b>						
							1	35.517	27.781	30.286	32.188	2:05.772	108
<b>55 Jake PAIGE (QLD) (2nd)</b>													
1	29.621	25.355	27.752	30.665	1:53.393	42	2	26.198	27.182	29.652	32.228	1:55.260	178
2	<b>23.656</b>	25.230	27.542	30.279	1:46.707	184	3	26.383	27.494	29.858	32.189	1:55.924	179
3	23.850	25.118	<b>27.102</b>	30.060	<b>1:46.130</b>	180	4	26.118	<b>26.999</b>	29.247	32.197	1:54.561	175
4	23.674	25.434	27.680	<b>29.975</b>	1:46.763	180	5	<b>25.766</b>	27.293	<b>29.157</b>	<b>31.787</b>	<b>1:54.003</b>	178
5	23.758	<b>25.007</b>	27.600	30.147	1:46.512	186	<b>84 Zachary RUSSO (NSW) (18th)</b>						
							1	33.575	28.675	29.628	32.061	2:03.939	100
<b>56 Oscar LEWIS (NSW) (17th)</b>													
1	38.545	27.335	29.205	31.297	2:06.382		2	25.719	27.071	29.969	<b>31.442</b>	1:54.201	176
2	25.124	26.064	28.640	31.079	1:50.907	181	3	<b>25.640</b>	27.013	<b>29.504</b>	32.022	<b>1:54.179</b>	177
3	24.941	26.077	28.779	31.199	1:50.996	177	4	25.906	27.032	29.675	32.342	1:54.955	174
4	<b>24.498</b>	25.610	28.153	30.695	1:48.956	177	5	26.168	<b>26.595</b>	29.681	32.068	1:54.512	173
5	24.521	<b>25.417</b>	<b>27.947</b>	<b>30.235</b>	<b>1:48.120</b>	179	<b>85 Phoenix O'BRIEN (VIC) (9th)</b>						
							1	33.004	26.188	27.899	30.795	1:57.886	97
<b>63 Mitchell CARTWRIGHT (NSW) (13th)</b>													
1	32.865	26.256	28.837	30.651	1:58.609	83	2	<b>24.122</b>	25.616	<b>27.856</b>	30.594	1:48.188	185
2	<b>24.364</b>	26.267	28.478	<b>30.670</b>	<b>1:49.779</b>	182	3	24.343	25.408	28.453	30.429	1:48.633	178
3	24.808	26.326	28.715	30.991	1:50.840	181	4	24.138	<b>25.325</b>	28.281	<b>30.381</b>	<b>1:48.125</b>	184
4	24.457	26.357	<b>28.338</b>	31.136	1:50.288	179	5	24.723	25.461	28.100	30.415	1:48.699	184
5	24.536	<b>26.004</b>	29.181	31.309	1:51.030	177	<b>95 Tara MORRISON (SA) (5th)</b>						
							1	31.113	24.970	27.750	30.175	1:54.008	77
<b>66 Mitch SIMPSON (SA) (3rd)</b>													
1	30.438	24.955	27.553	31.111	1:54.057	71	2	24.567	<b>25.057</b>	27.896	30.262	1:47.782	186
							3	24.606	25.651	<b>27.428</b>	30.371	1:48.056	183

*Scott Laing*  
 Chief Timekeeper - Scott Laing

*Tom Williams*  
 Race Director - Tom Williams





Rnd 2 : March 28 & 29, 2025

Sydney Motorsports Park



RACE & ROAD SUPERSPORT 300

Race 3

Date: 29/03/25  
 Event: R12  
 Weather: Dark - Temp: 21.0C  
 Track: Dry - Temp: 21.2C

Started at: 20:50:24  
 Laps: 5  
 Starters: 28  
 Posted at: 11:45 PM

AMENDED SECTOR TIMES

Lap	Sector 1	Sector 2	Sector 3	Sector 4	Lap Time	Spd	Lap	Sector 1	Sector 2	Sector 3	Sector 4	Lap Time	Spd
4	<u>24.237</u>	25.295	27.864	30.466	1:47.862	188	2	24.134	25.077	28.184	30.402	1:47.797	186
5	24.661	25.141	27.658	<u>29.851</u>	<u>1:47.311</u>	179	3	24.042	25.390	<u>27.065</u>	30.227	1:46.724	184
							4	<u>23.824</u>	<u>25.039</u>	27.209	<u>30.134</u>	<u>1:46.206</u>	183
<b>98 Tianhao ZHAO (VIC) (16th)</b>							<b>222 Lincoln KNIGHT (NSW) (12th)</b>						
1	33.788	26.306	28.338	31.496	1:59.928	100	1	32.519	26.153	28.301	30.860	1:57.833	93
2	25.002	<u>25.922</u>	28.979	<u>31.300</u>	1:51.203	177	2	24.794	26.204	28.108	<u>30.883</u>	1:49.989	181
3	25.079	26.182	<u>28.227</u>	31.627	1:51.115	176	3	24.665	25.980	28.055	31.016	1:49.716	180
4	<u>24.991</u>	26.059	28.232	31.806	<u>1:51.088</u>	171	4	24.528	25.842	28.172	31.121	1:49.663	178
5	25.279	26.012	28.617	31.958	1:51.866	169	5	<u>24.492</u>	<u>25.804</u>	<u>28.013</u>	30.965	<u>1:49.274</u>	179
<b>99 Nixon FROST (NZ) (6th)</b>							<b>323 Flynn JACOBS (SA) (14th)</b>						
1	32.336	26.114	27.865	30.037	1:56.352	100	1	33.027	26.560	28.980	30.842	1:59.409	99
2	24.315	25.487	28.036	30.306	1:48.144	183	2	<u>24.601</u>	26.191	29.212	31.276	1:51.280	178
3	24.229	25.263	<u>27.286</u>	30.429	1:47.207	181	3	24.687	<u>25.699</u>	28.420	<u>31.007</u>	<u>1:49.813</u>	182
4	<u>24.081</u>	25.148	27.492	30.374	1:47.095	179	4	24.820	26.013	28.344	31.169	1:50.346	181
5	24.244	<u>25.099</u>	27.405	<u>29.897</u>	<u>1:46.645</u>	179	5	24.881	25.982	<u>28.310</u>	31.076	1:50.249	175
<b>128 Tyler KING (VIC) (DSQ)</b>													
1	2:27.960	26.206	27.999	30.356	3:52.521								


AMENDMENTS:

- \* No. 20 (Isaac AYAD) - DISQUALIFIED BUE TO BREACH OF MINIMUM WEIGHT RULE
- \* No. 36 (Caiden BUNWORTH) - DISQUALIFIED DUE TO MACHINE ALIGIBILITY ISSUE

\*\*\* RED FLAG AFTER COMPETITORS HAD COMPLETED 2 LAPS DUE TO CRASH AT TURN 9 WITH BIKE IMPACTING AIR FENCE. FULL RE-START PENDING WITH ORIGINAL GRID FOR 5 LAP RACE \*\*\*

\*\*\* Rider 128 (Tyler King) - Disqualified as started afer field had completed one lap \*\*\*

The results are provisional until the expiration of the time limit for protests and appeals.

  
 Chief Timekeeper - Scott Daing

  
 Race Director - Tom Williams





Rnd 2 : March 28 & 29, 2025

Sydney Motorsports Park



RACE & ROAD SUPERSPORT 300

Race 3

Date: 29/03/25  
 Event: R12  
 Weather: Dark - Temp: 21.0C  
 Track: Dry - Temp: 21.2C

Started at: 20:50:24  
 Laps: 5  
 Starters: 28  
 Posted at: 11:45 PM

AMENDED FASTEST LAPS SEQUENCE

Lap	Race Pos	No	Name	Machine	Fastest Lap	On Lap
1	1	55	Jake PAIGE (QLD)	Kawasaki Ninja	1:53.393	1
2	1	55	Jake PAIGE (QLD)	Kawasaki Ninja	1:46.707	2
2	3	66	Mitch SIMPSON (SA)	Yamaha YZF-R3	1:46.319	2
3	1	55	Jake PAIGE (QLD)	Kawasaki Ninja	1:46.130	3
3	2	66	Mitch SIMPSON (SA)	Yamaha YZF-R3	1:46.073	3
4	1	66	Mitch SIMPSON (SA)	Yamaha YZF-R3	1:45.895	4
4	2	39	Scott NICHOLSON (VIC)	Kawasaki Ninja	1:45.681	4

AMENDMENTS:

- \* No. 20 (Isaac AYAD) - DISQUALIFIED BUE TO BREACH OF MINIMUM WEIGHT RULE
- \* No. 36 (Caiden BUNWORTH) - DISQUALIFIED DUE TO MACHINE ALIGIBILITY ISSUE

\*\*\* RED FLAG AFTER COMPETITORS HAD COMPLETED 2 LAPS DUE TO CRASH AT TURN 9 WITH BIKE IMPACTING AIR FENCE. FULL RE-START PENDING WITH ORIGINAL GRID FOR 5 LAP RACE \*\*\*

\*\*\* Rider 128 (Tyler King) - Disqualified as started afer field had completed one lap \*\*\*

The results are provisional until the expiration of the time limit for protests and appeals.



*Scott Daing*  
 Chief Timekeeper - Scott Daing

*Tom Williams*  
 Race Director - Tom Williams







Rnd 2 : March 28 & 29, 2025

Sydney Motorsports Park



RACE & ROAD SUPERSPORT 300

Race 3

Started at: 20:50:24

Laps: 5

Starters: 28

Posted at: 11:45 PM

Date: 29/03/25  
 Event: R12  
 Weather: Dark - Temp: 21.0C  
 Track: Dry - Temp: 21.2C

AMENDED LAP SHEET

No	Lap Time	Gap	No	Lap Time	Gap	No	Lap Time	Gap	No	Lap Time	Gap	No	Lap Time	Gap
<b>Lap 1</b>			28	2:05.469	12.076	84	1:54.201	18.040	4	1:50.091	14.473	63	1:50.288	17.172
55	1:53.393		83	2:05.772	12.379	28	1:55.279	20.648	98	1:51.115	16.016	323	1:50.346	18.504
39	1:53.410	.017	56	2:06.382	12.989	83	1:55.260	20.932	36	1:49.956	16.428	4	1:50.213	18.572
42	1:53.983	.590	18	2:06.508	13.115	18	1:57.130	23.538	56	1:50.996	22.055	98	1:51.088	20.990
95	1:54.008	.615	<b>Lap 2</b>			42	2:18.454	32.337	84	1:54.179	26.089	36	1:51.035	21.349
48	1:54.037	.644	55	1:46.707		7	2:32.553	48.492	28	1:55.460	29.978	56	1:48.956	24.897
66	1:54.057	.664	39	1:46.710	.020	33	3:17.805	1:31.78	83	1:55.924	30.726	84	1:54.955	34.930
33	1:54.078	.685	66	1:46.319	.276	<b>Lap 3</b>			18	1:57.554	34.962	28	1:55.067	38.931
20	1:54.740	1.347	95	1:47.782	1.690	55	1:46.130		42	1:53.775	39.982	83	1:54.561	39.173
11	1:55.167	1.774	20	1:47.118	1.758	66	1:46.073	.219	<b>Lap 4</b>			42	1:48.908	42.776
67	1:55.321	1.928	67	1:47.037	2.258	39	1:46.555	.445	66	1:45.895		18	1:56.710	45.558
7	1:56.039	2.646	99	1:48.144	4.396	20	1:47.943	3.571	39	1:45.681	.012	<b>Lap 5</b>		
23	1:56.137	2.744	23	1:48.414	4.451	95	1:48.056	3.616	55	1:46.763	.649	39	1:46.901	
46	1:56.207	2.814	11	1:49.392	4.459	67	1:47.550	3.678	95	1:47.862	5.364	55	1:46.512	.248
99	1:56.352	2.959	46	1:48.718	4.825	99	1:47.207	5.473	20	1:47.919	5.376	66	1:47.240	.327
43	1:56.408	3.015	43	1:48.731	5.039	23	1:49.058	7.379	67	1:47.910	5.474	67	1:47.069	5.630
222	1:57.833	4.440	85	1:48.188	5.974	11	1:49.349	7.678	99	1:47.095	6.454	20	1:47.242	5.705
85	1:57.886	4.493	222	1:49.989	7.722	43	1:48.875	7.784	23	1:48.683	9.948	95	1:47.311	5.762
63	1:58.609	5.216	63	1:49.779	8.288	46	1:49.780	8.475	11	1:48.565	10.129	99	1:46.645	6.186
323	1:59.409	6.016	4	1:50.789	10.512	85	1:48.633	8.477	43	1:48.596	10.266	11	1:48.873	12.089
4	1:59.823	6.430	323	1:51.280	10.589	222	1:49.716	11.308	85	1:48.125	10.488	23	1:49.136	12.171
98	1:59.928	6.535	98	1:51.203	11.031	63	1:50.840	12.998	46	1:48.438	10.799	85	1:48.699	12.274
36	2:01.379	7.986	36	1:51.323	12.602	128	5:40.318	2 laps	128	1:46.724	2 laps	43	1:48.970	12.323
84	2:03.939	10.546	56	1:50.907	17.189	323	1:49.813	14.272	222	1:49.663	14.857	46	1:48.881	12.767

*Scott Daing*  
 Chief Timekeeper - Scott Daing

*Tom Williams*  
 Race Director - Tom Williams





Rnd 2 : March 28 & 29, 2025

Sydney Motorsports Park



RACE & ROAD SUPERSPORT 300

Race 3

Date: 29/03/25  
Event: R12  
Weather: Dark - Temp: 21.0C  
Track: Dry - Temp: 21.2C

Started at: 20:50:24  
Laps: 5  
Starters: 28  
Posted at: 11:45 PM

AMENDED LAP SHEET

No	Lap Time	Gap
128	1:46.206	2 laps
222	1:49.274	17.218
63	1:51.030	21.289
323	1:50.249	21.840
4	1:50.504	22.163
36	1:49.483	23.919
98	1:51.866	25.943
56	1:48.120	26.104
84	1:54.512	42.529
42	1:47.992	43.855
83	1:54.003	46.263
28	1:54.263	46.281
18	1:56.748	55.393


AMENDMENTS:

- \* No. 20 (Isaac AYAD) - DISQUALIFIED BUE TO BREACH OF MINIMUM WEIGHT RULE
- \* No. 36 (Caiden BUNWORTH) - DISQUALIFIED DUE TO MACHINE ALIGIBILITY ISSUE

\*\*\* RED FLAG AFTER COMPETITORS HAD COMPLETED 2 LAPS DUE TO CRASH AT TURN 9 WITH BIKE IMPACTING AIR FENCE. FULL RE-START PENDING WITH ORIGINAL GRID FOR 5 LAP RACE \*\*\*

\*\*\* Rider 128 (Tyler King) - Disqualified as started afer field had completed one lap \*\*\*

The results are provisional until the expiration of the time limit for protests and appeals.

  
Chief Timekeeper - Scott Daing

  
Race Director - Tom Williams





Rnd 2 : March 28 & 29, 2025

Sydney Motorsports Park



RACE & ROAD SUPERSPORT 300

Race 3

Date: 29/03/25  
 Event: R12  
 Weather: Dark - Temp: 21.0C  
 Track: Dry - Temp: 21.2C

Started at: 20:50:24  
 Laps: 5  
 Starters: 28  
 Posted at: 11:45 PM

AMENDED LAP CHART

Name	Grid	1	2	3	4	5	Name
J. PAIGE	55	55	55	55	66	29	S. NICHOLSON
V. KNEZOVIC	48	39	39	66	39	55	J. PAIGE
S. NICHOLSON	39	42	66	39	55	66	M. SIMPSON
H. THOMPSON	41	95	95	20	95	67	T. NICOLSON
R. NAUTA	42	48	20	95	20	20	I. AYAD
J. SIMPSON	33	66	67	67	67	95	T. MORRISON
M. SIMPSON	66	33	99	99	99	99	N. FROST
T. KING	128	20	23	23	23	11	N. LAZOS
T. MORRISON	95	11	11	11	11	23	M. RITTER
O. SHORT	7	67	46	43	43	85	P. O'BRIEN
I. AYAD	20	7	43	46	85	43	J. PELGRAVE
M. CARTWRIGHT	63	23	85	85	46	46	W. HUNT
T. NICOLSON	67	46	222	222	222	222	L. KNIGHT
M. RITTER	23	99	63	63	63	63	M. CARTWRIGHT
N. LAZOS	11	43	4	323	323	323	F. JACOBS
W. HUNT	46	222	323	4	4	4	E. DELLOW
L. KNIGHT	222	85	98	98	98	36	C. BUNWORTH
R. McADAM	61	63	36	36	36	98	T. ZHAO
P. O'BRIEN	85	323	56	56	56	56	O. LEWIS
J. PELGRAVE	43	4	84	84	84	84	Z. RUSSO
N. FROST	99	98	28	28	28	42	R. NAUTA
S. DELLOW	34	36	83	83	83	83	A. WU
F. JACOBS	323	84	18	18	42	28	Z. BECKINSALE
Z. RUSSO	84	28	42	42	18	18	E. ANDREW
Z. BECKINSALE	28	83	7	128			T. KING
T. ZHAO	98	56	33				J. SIMPSON
B. COLE	54	18	128				
C. BUNWORTH	36	128					
E. DELLOW	4						
H. AIR	71						H. AIR
A. WU	83						
O. LEWIS	56						
E. ANDREW	18						

*Scott Laing*  
 Chief Timekeeper - Scott Laing

*Tom Williams*  
 Race Director - Tom Williams





Rnd 2 : March 28 & 29, 2025

Sydney Motorsports Park



RACE & ROAD SUPERSPORT 300

Race 3

Date: 29/03/25  
Event: R12  
Weather: Dark - Temp: 21.0C  
Track: Dry - Temp: 21.2C

Started at: 20:50:24  
Laps: 5  
Starters: 28  
Posted at: 11:45 PM

AMENDED LAP CHART

Name	Grid	1	2	3	4	5	Name
------	------	---	---	---	---	---	------

AMENDMENTS:

- \* No. 20 (Isaac AYAD) - DISQUALIFIED BUE TO BREACH OF MINIMUM WEIGHT RULE
- \* No. 36 (Caiden BUNWORTH) - DISQUALIFIED DUE TO MACHINE ALIGIBILITY ISSUE

\*\*\* RED FLAG AFTER COMPETITORS HAD COMPLETED 2 LAPS DUE TO CRASH AT TURN 9 WITH BIKE IMPACTING AIR FENCE. FULL RE-START PENDING WITH ORIGINAL GRID FOR 5 LAP RACE \*\*\*

\*\*\* Rider 128 (Tyler King) - Disqualified as started afer field had completed one lap \*\*\*

The results are provisional until the expiration of the time limit for protests and appeals.

  
Chief Timekeeper - Scott Laing

  
Race Director - Tom Williams







Rnd 2 : March 28 & 29, 2025

Sydney Motorsports Park



RACE & ROAD SUPERSPORT 300

Race 3

Date: 29/03/25  
Event: R12  
Weather: Dark - Temp: 21.0C  
Track: Dry - Temp: 21.2C

Started at: 20:50:24  
Laps: 5  
Starters: 28  
Posted at: 11:45 PM

AMENDED BEST SECTOR TIMES

Pos	Sector 1		Sector 2		Sector 3		Sector 4		Lap		Ideal	Fastest	Diff
	Name	Time	Name	Time	Name	Time	Name	Time	Name	Time			
1	M. SIMPSON	23.65	M. SIMPSON	24.69	M. SIMPSON	26.79	T. MORRISO	29.85	M. SIMPSON	1:45.212	1:45.895	.683	
2	J. PAIGE	23.65	J. SIMPSON	24.82	S. NICHOLS	27.00	N. FROST	29.89	S. NICHOLSO	1:45.681	1:45.681	.000	
3	T. KING	23.82	S. NICHOLS	24.83	T. KING	27.06	T. NICOLSO	29.93	J. PAIGE	1:45.740	1:46.130	.390	
4	S. NICHOLS	23.86	I. AYAD	24.90	J. PAIGE	27.10	J. PAIGE	29.97	T. KING	1:46.062	1:46.206	.144	
5	M. RITTER	23.88	J. PAIGE	25.00	N. FROST	27.28	S. NICHOLS	29.98	N. FROST	1:46.363	1:46.645	.282	
6	R. NAUTA	24.01	T. KING	25.03	I. AYAD	27.29	N. LAZOS	30.06	I. AYAD	1:46.543	1:47.118	.575	
7	I. AYAD	24.06	T. MORRISO	25.05	T. MORRISO	27.42	M. SIMPSON	30.06	T. MORRISON	1:46.573	1:47.311	.738	
8	N. FROST	24.08	R. NAUTA	25.06	T. NICOLSO	27.56	T. KING	30.13	T. NICOLSON	1:46.746	1:47.037	.291	
9	P. O'BRIEN	24.12	T. NICOLSO	25.09	M. RITTER	27.77	O. LEWIS	30.23	R. NAUTA	1:47.627	1:47.992	.365	
10	J. SIMPSON	24.14	N. FROST	25.09	J. PELGRAV	27.85	J. PELGRAV	30.24	P. O'BRIEN	1:47.684	1:48.125	.441	
11	T. NICOLSO	24.15	W. HUNT	25.19	P. O'BRIEN	27.85	I. AYAD	30.28	M. RITTER	1:47.763	1:48.414	.651	
12	T. MORRISO	24.23	P. O'BRIEN	25.32	C. BUNWOR	27.86	W. HUNT	30.31	W. HUNT	1:47.940	1:48.438	.498	
13	W. HUNT	24.28	J. PELGRAV	25.40	O. LEWIS	27.94	P. O'BRIEN	30.38	J. PELGRAVE	1:48.032	1:48.596	.564	
14	M. CARTWRI	24.36	O. LEWIS	25.41	R. NAUTA	28.01	R. NAUTA	30.53	N. LAZOS	1:48.034	1:48.565	.531	
15	L. KNIGHT	24.49	N. LAZOS	25.43	L. KNIGHT	28.01	M. RITTER	30.59	O. LEWIS	1:48.097	1:48.120	.023	
16	O. LEWIS	24.49	M. RITTER	25.51	N. LAZOS	28.03	M. CARTWRI	30.67	L. KNIGHT	1:49.192	1:49.274	.082	
17	N. LAZOS	24.50	F. JACOBS	25.69	W. HUNT	28.15	C. BUNWOR	30.85	M. CARTWRI	1:49.376	1:49.779	.403	
18	J. PELGRAV	24.53	L. KNIGHT	25.80	T. ZHAO	28.22	L. KNIGHT	30.88	C. BUNWORT	1:49.412	1:49.483	.071	
19	E. DELLOW	24.59	E. DELLOW	25.80	F. JACOBS	28.31	E. DELLOW	30.90	F. JACOBS	1:49.617	1:49.813	.196	
20	F. JACOBS	24.60	T. ZHAO	25.92	E. DELLOW	28.32	F. JACOBS	31.00	E. DELLOW	1:49.633	1:50.091	.458	
21	C. BUNWOR	24.65	M. CARTWRI	26.00	M. CARTWRI	28.33	T. ZHAO	31.30	T. ZHAO	1:50.440	1:51.088	.648	
22	T. ZHAO	24.99	C. BUNWOR	26.03	A. WU	29.15	Z. RUSSO	31.44	Z. RUSSO	1:53.181	1:54.179	.998	
23	Z. BECKINSA	25.63	Z. RUSSO	26.59	Z. BECKINSA	29.23	A. WU	31.78	A. WU	1:53.709	1:54.003	.294	
24	Z. RUSSO	25.64	Z. BECKINSA	26.90	Z. RUSSO	29.50	Z. BECKINSA	32.21	Z. BECKINSA	1:53.993	1:54.263	.270	
25	O. SHORT	25.76	A. WU	26.99	E. ANDREW	30.45	E. ANDREW	32.43	E. ANDREW	1:56.481	1:56.710	.229	
26	A. WU	25.76	E. ANDREW	27.46	O. SHORT	31.87	O. SHORT	1:07.1	O. SHORT	2:32.553	1:56.039	-36.51	
27	E. ANDREW	26.13	O. SHORT	27.74	J. SIMPSON	1:14.8	J. SIMPSON	1:13.9	J. SIMPSON	3:17.805	1:54.078	-1:23.	

AMENDMENTS:

- \* No. 20 (Isaac AYAD) - DISQUALIFIED BUE TO BREACH OF MINIMUM WEIGHT RULE
- \* No. 36 (Caiden BUNWORTH) - DISQUALIFIED DUE TO MACHINE ALIGIBILITY ISSUE

\*\*\* RED FLAG AFTER COMPETITORS HAD COMPLETED 2 LAPS DUE TO CRASH AT TURN 9 WITH BIKE IMPACTING AIR FENCE. FULL RE-START PENDING WITH ORIGINAL GRID FOR 5 LAP RACE \*\*\*

\*\*\* Rider 128 (Tyler King) - Disqualified as started afer field had completed one lap \*\*\*

The results are provisional until the expiration of the time limit for protests and appeals.



Chief Timekeeper - Scott Daing



Race Director - Tom Williams





Rnd 2 : March 28 & 29, 2025

Sydney Motorsports Park



**AUSTRALIAN SUPERSPORT 300 CHAMPIONSHIP  
AMENDED ROUND POINTS**

**AUSTRALIAN SUPERSPORT 300 CHAMPIONSHIP**

Pos	No	Name	Machine	Rnd 2 Pole	Rnd 2 Race 1	Rnd 2 Race 2	Rnd 2 Race 3	Total	
1	39	Scott NICHOLSON	Kawasaki			14	18	25	57
2	66	Mitch SIMPSON	Yamaha			17	17	18	52
3	41	Hudson THOMPSON	Yamaha			20	25		45
4	55	Jake PAIGE	Kawasaki	1	3	20	20		44
5	95	Tara MORRISON	Kawasaki			13	14	16	43
6	67	Tom NICOLSON	Kawasaki			9	11	17	37
7	99	Nixon FROST	Yamaha			15	4	15	34
8	33	Jordy SIMPSON	Yamaha			18	16		34
9	48	Valentino KNEZOVIC	Yamaha			25	6		31
10	7	Oliver SHORT	Kawasaki			11	15		26
11	128	Tyler KING	Kawasaki			16	10		26
12	23	Matthew RITTER	Yamaha				12	13	25
13	20	Isaac AYAD	Kawasaki			7	13		20
14	61	Rossi McADAM	Yamaha			12	8		20
15	43	John PELGRAVE	Yamaha			2	5	11	18
16	222	Lincoln KNIGHT	Yamaha			8		9	17
17	34	Seth DELLOW	Yamaha			10	7		17
18	46	William HUNT	Yamaha			4	2	10	16
19	42	Riley NAUTA	Kawasaki			5	9	2	16
20	11	Nikolas LAZOS	Yamaha				1	14	15
21	85	Phoenix O'BRIEN	Yamaha				3	12	15
22	63	Mitchell CARTWRIGHT	Yamaha					8	8
23	323	Flynn JACOBS	Yamaha					7	7
24	4	Ethan DELLOW	Yamaha			1		6	7
25	36	Caiden BUNWORTH	Kawasaki			6			6
26	98	Tianhao ZHAO	Yamaha					5	5
27	56	Oscar LEWIS	Yamaha					4	4
28	84	Zachary RUSSO	Yamaha					3	3
29	83	Alvin WU	Yamaha					1	1

*Scott Laing*  
Chief Timekeeper - Scott Laing

*Tom Williams*  
Race Director - Tom Williams





Rnd 2 : March 28 & 29, 2025

Sydney Motorsports Park




**AUSTRALIAN SUPERSPORT 300 CHAMPIONSHIP  
AMENDED PROGRESSIVE CHAMPIONSHIP POINTS**

**AUSTRALIAN SUPERSPORT 300 CHAMPIONSHIP**

Pos	No	Name	Machine	Rnd 1 WSBK	Rnd 2 Pole	Rnd 2 Race 1	Rnd 2 Race 2	Rnd 2 Race 3	Total
1	39	Scott NICHOLSON	Kawasaki	56		14	18	25	113
2	95	Tara MORRISON	Kawasaki	56		13	14	16	99
3	41	Hudson THOMPSON	Yamaha	53		20	25		98
4	33	Jordy SIMPSON	Yamaha	62		18	16		96
5	66	Mitch SIMPSON	Yamaha	36		17	17	18	88
6	55	Jake PAIGE	Kawasaki	32	1	3	20	20	76
7	48	Valentino KNEZOVIC	Yamaha	42		25	6		73
8	67	Tom NICOLSON	Kawasaki	32		9	11	17	69
9	7	Oliver SHORT	Kawasaki	33		11	15		59
10		Sam DRANE	Yamaha	51					51
11	99	Nixon FROST	Yamaha	11		15	4	15	45
12	128	Tyler KING	Kawasaki	17		16	10		43
13	42	Riley NAUTA	Kawasaki	22		5	9	2	38
14		Jake SENIOR	Yamaha	37					37
15	11	Nikolas LAZOS	Yamaha	15			1	14	30
16	43	John PELGRAVE	Yamaha	10		2	5	11	28
17		Ryan LARKIN	Yamaha	27					27
18	34	Seth DELLOW	Yamaha	9		10	7		26
19	23	Matthew RITTER	Yamaha				12	13	25
20	61	Rossi McADAM	Yamaha	1		12	8		21
21	20	Isaac AYAD	Kawasaki			7	13		20
22	222	Lincoln KNIGHT	Yamaha			8		9	17
23		Jai RUSSO	Yamaha	17					17
24	46	William HUNT	Yamaha			4	2	10	16
25	85	Phoenix O'BRIEN	Yamaha				3	12	15
26		David COWARD	Kawasaki	15					15
27		Toby JAMES	Yamaha	10					10
28	63	Mitchell CARTWRIGHT	Yamaha					8	8
29	323	Flynn JACOBS	Yamaha					7	7
30	4	Ethan DELLOW	Yamaha			1		6	7
31	36	Caiden BUNWORTH	Kawasaki			6			6
32	98	Tianhao ZHAO	Yamaha					5	5
33	56	Oscar LEWIS	Yamaha	1				4	5
34	84	Zachary RUSSO	Yamaha					3	3
35		Alexander CODEY	Yamaha	2					2
36		Mitchel CARRICK	Kawasaki	2					2
37	83	Alvin WU	Yamaha					1	1

*Scott Laing*  
Chief Timekeeper - Scott Laing

*Tom Williams*  
Race Director - Tom Williams





Rnd 2 : March 28 & 29, 2025

Sydney Motorsports Park



RACE & ROAD SUPERSPORT 300

Race 3

Date: 29/03/25  
Event: R12  
Weather: Dark - Temp: 21.0C  
Track: Dry - Temp: 21.2C

Started at: 20:50:24  
Laps: 5  
Starters: 28  
Posted at: 11:45 PM

AMENDED RACE INFORMATION

Time	Description
20:30:06	PIT EXIT OPEN - SIGHTING LAP STARTED
20:31:07	PIT EXIT CLOSED
20:33:33	WARM UP LAP STARTED
20:36:30	Event Start
20:37:02	RACE DIRECTION: START UNDER INVESTIGATION
20:38:53	NO JUMP STARTS
20:41:25	RED FLAG - BIKE IMPACTED AIR FENCE
20:44:31	FULL RESTART PENDING - 5 LAPS - 1 WARM UP LAP
20:46:58	WARM UP LAP STARTED
20:50:24	Event Start
20:54:13	Rider 48 (Valentino KNEZOVIC), 33 (Jordy SIMPSON) CRASHED TURN 8 - RIDERS UP
20:55:04	Rider 33 (Jordy SIMPSON) RESUMED - THEN ENTERED PITS
20:55:50	2/3 RACE DISTANCE
20:59:24	Chequered Flag
21:00:31	Event Finish

AMENDMENTS:


- \* No. 20 (Isaac AYAD) - DISQUALIFIED BUE TO BREACH OF MINIMUM WEIGHT RULE
- \* No. 36 (Caiden BUNWORTH) - DISQUALIFIED DUE TO MACHINE ALIGIBILITY ISSUE

\*\*\* RED FLAG AFTER COMPETITORS HAD COMPLETED 2 LAPS DUE TO CRASH AT TURN 9 WITH BIKE IMPACTING AIR FENCE. FULL RE-START PENDING WITH ORIGINAL GRID FOR 5 LAP RACE \*\*\*

\*\*\* Rider 128 (Tyler King) - Disqualified as started afer field had completed one lap \*\*\*

The results are provisional until the expiration of the time limit for protests and appeals.



  
Chief Timekeeper - Scott Laing

  
Race Director - Tom Williams

