



Rnd 2 : March 28 & 29, 2025

Sydney Motorsports Park



SW-MOTECH AUSTRALIAN SUPERBIKE

Race 2

Date: 29/03/25
Event: R13
Weather: Dark - Temp: 21.0C
Track: Dry - Temp: 20.9C

Started at: 21:22:38
Laps: 13
Starters: 22
Posted at: 9:49 PM

PROVISIONAL CLASSIFICATION

Table with 10 columns: Pos, No, Name, Machine, Laps, Race Time, Behind Leader, Behind Prev, Fastest Lap, On Lap. Lists 21 riders and 1 DNF.

Fastest Lap was 1:30.318 by 1 Josh WATERS (VIC)

Current race lap record for SBK class - 1:29.001 by Josh WATERS (VIC) on a Ducati V4R set on 25/03/23

The results are provisional until the expiration of the time limit for protests and appeals.



Chief Timekeeper - Scott Daing

Race Director - Tom Williams



Rnd 2 : March 28 & 29, 2025

Sydney Motorsports Park



SW-MOTEC AUSTRALIAN SUPERBIKE

Race 2

Date: 29/03/25
Event: R13
Weather: Dark - Temp: 21.0C
Track: Dry - Temp: 20.9C

Started at: 21:22:38
Laps: 13
Starters: 22
Posted at: 9:49 PM

PROVISIONAL LAP TIMES

Table with 14 columns (No, Name, Lap 1-13) and 28 rows of rider data including names like Josh WATERS, Cameron DUNKER, Tom TOPARIS, etc.

The results are provisional until the expiration of the time limit for protests and appeals.



Chief Timekeeper - Scott Daing

Race Director - Tom Williams





Rnd 2 : March 28 & 29, 2025

Sydney Motorsports Park



SW-MOTECH AUSTRALIAN SUPERBIKE

Race 2

Date: 29/03/25
 Event: R13
 Weather: Dark - Temp: 21.0C
 Track: Dry - Temp: 20.9C

Started at: 21:22:38
 Laps: 13
 Starters: 22
 Posted at: 9:49 PM

PROVISIONAL SECTOR TIMES

Lap	Sector 1	Sector 2	Sector 3	Sector 4	Lap Time	Spd	Lap	Sector 1	Sector 2	Sector 3	Sector 4	Lap Time	Spd
1 Josh WATERS (VIC) (1st)							11	21.075	22.388	24.656	24.520	1:32.639	281
1	25.748	22.486	24.195	23.722	1:36.151	83	12	20.985	22.478	25.240	24.516	1:33.219	281
2	20.570	22.204	24.105	23.819	1:30.698	285	13	21.190	22.522	24.958	24.530	1:33.200	282
3	20.485	21.937	24.185	23.898	1:30.505	286	8 Charles HOLDING (SA) (20th)						
4	20.578	21.971	24.067	23.702	1:30.318	285	1	28.318	23.719	25.974	25.283	1:43.294	123
5	20.610	22.128	24.241	23.777	1:30.756	287	2	22.265	23.621	25.821	25.151	1:36.858	280
6	20.648	22.092	24.205	23.929	1:30.874	288	3	22.433	23.450	25.723	25.275	1:36.881	278
7	20.654	22.271	24.245	23.977	1:31.147	286	4	21.909	23.258	25.692	25.170	1:36.029	279
8	20.749	22.238	24.345	23.906	1:31.238	283	5	21.807	23.189	25.656	25.110	1:35.762	279
9	20.697	22.155	24.374	23.941	1:31.167	287	6	21.805	23.076	25.566	25.094	1:35.541	278
10	20.833	22.382	24.461	24.022	1:31.698	283	7	21.841	23.504	25.718	25.380	1:36.443	278
11	20.969	22.548	24.583	24.049	1:32.149	283	8	22.296	23.713	25.673	24.974	1:36.656	278
12	20.858	22.389	24.571	24.050	1:31.868	283	9	21.819	23.299	25.623	24.992	1:35.733	279
13	20.956	22.363	24.710	24.245	1:32.274	285	10	21.846	23.236	25.522	25.184	1:35.788	279
3 Cameron DUNKER (NSW) (9th)							11	21.749	23.219	25.638	25.098	1:35.704	277
1	26.079	22.597	24.976	24.184	1:37.836	76	12	21.857	23.179	25.551	25.019	1:35.606	277
2	20.919	22.502	24.754	24.182	1:32.357	282	13	21.774	23.277	25.539	25.207	1:35.797	277
3	20.947	22.330	24.632	24.239	1:32.148	282	11 Broc PEARSON (QLD) (7th)						
4	21.016	22.281	24.773	24.301	1:32.371	282	1	25.594	22.515	24.647	24.219	1:36.975	64
5	20.842	22.370	24.590	24.178	1:31.980	285	2	21.063	22.352	25.239	24.140	1:32.794	281
6	21.166	22.495	24.796	24.287	1:32.744	282	3	20.927	22.640	24.641	24.211	1:32.419	283
7	21.328	22.450	24.846	24.234	1:32.858	282	4	20.809	22.364	24.413	24.268	1:31.854	285
8	20.825	22.403	24.584	24.150	1:31.962	282	5	20.746	22.390	24.440	24.148	1:31.724	283
9	20.826	22.341	24.817	24.024	1:32.008	283	6	20.818	22.308	24.613	24.352	1:32.091	288
10	21.019	22.535	24.891	24.103	1:32.548	288	7	21.239	22.439	24.724	24.087	1:32.489	290
11	20.846	22.417	24.474	24.334	1:32.071	286	8	20.847	22.312	24.600	24.133	1:31.892	283
12	20.943	22.426	24.780	24.290	1:32.439	281	9	21.040	22.349	24.500	24.113	1:32.002	286
13	20.891	22.554	24.835	24.401	1:32.681	280	10	20.800	22.392	24.429	24.203	1:31.824	290
7 Tom TOPARIS (NSW) (13th)							11	20.758	22.325	24.440	24.189	1:31.712	286
1	27.267	23.162	24.950	24.820	1:40.199	100	12	20.708	22.340	24.556	24.085	1:31.689	288
2	20.818	22.315	24.665	24.501	1:32.299	283	13	20.775	22.398	24.573	24.133	1:31.879	289
3	20.953	22.192	24.544	24.463	1:32.152	280	12 Matt WALTERS (NSW) (16th)						
4	20.840	22.202	24.496	24.446	1:31.984	280	1	28.550	23.658	25.990	25.141	1:43.339	105
5	20.936	22.362	24.718	24.414	1:32.430	281	2	21.900	23.150	25.345	24.890	1:35.285	281
6	20.900	22.315	24.588	24.479	1:32.282	279	3	21.363	23.169	25.338	25.058	1:34.928	277
7	20.991	22.439	24.521	24.574	1:32.525	280	4	21.540	23.409	25.571	25.150	1:35.670	277
8	21.022	22.292	24.720	24.677	1:32.711	277	5	21.629	23.175	25.596	25.112	1:35.512	276
9	20.899	22.551	24.856	24.778	1:33.084	279	6	21.499	22.967	25.554	25.072	1:35.092	276
10	21.473	22.349	24.743	24.663	1:33.228	276							

Scott Laing
 Chief Timekeeper - Scott Laing

Tom Williams
 Race Director - Tom Williams





Rnd 2 : March 28 & 29, 2025

Sydney Motorsports Park



SW-MOTECH AUSTRALIAN SUPERBIKE

Race 2

Date: 29/03/25
 Event: R13
 Weather: Dark - Temp: 21.0C
 Track: Dry - Temp: 20.9C

Started at: 21:22:38
 Laps: 13
 Starters: 22
 Posted at: 9:49 PM

PROVISIONAL SECTOR TIMES

Lap	Sector 1	Sector 2	Sector 3	Sector 4	Lap Time	Spd	Lap	Sector 1	Sector 2	Sector 3	Sector 4	Lap Time	Spd
7	21.468	23.183	25.402	24.991	1:35.044	276	3	20.855	22.304	24.503	23.931	1:31.593	290
8	21.479	23.241	25.539	25.172	1:35.431	277	4	20.827	22.196	24.330	23.971	1:31.324	290
9	21.681	23.205	25.472	25.317	1:35.675	276	5	20.943	22.245	24.429	24.060	1:31.677	287
10	21.555	23.558	25.739	25.417	1:36.269	275	6	20.951	22.275	24.541	24.144	1:31.911	290
11	21.662	23.479	25.676	25.236	1:36.053	275	7	20.910	22.218	24.720	24.154	1:32.002	280
12	21.524	23.365	25.471	25.164	1:35.524	276	8	21.213	22.149	24.740	24.332	1:32.434	280
13	21.830	23.576	26.129	25.402	1:36.937	275	9	20.901	22.226	24.569	24.064	1:31.760	280
							10	20.742	22.305	24.630	24.167	1:31.844	285
							11	20.795	22.262	24.509	24.061	1:31.627	280
13 Anthony WEST (QLD) (5th)							12	20.768	22.406	24.563	24.110	1:31.847	285
1	26.592	22.637	25.031	24.378	1:38.638	91	13	20.733	22.318	24.508	24.091	1:31.650	285
2	20.744	22.299	25.002	23.953	1:31.998	286							
3	20.931	22.344	24.564	24.027	1:31.866	288							
4	21.011	22.433	24.586	23.954	1:31.984	289							
5	20.802	22.226	24.379	23.996	1:31.403	285	26 Sean CONDON (NSW) (15th)						
6	20.966	22.237	24.655	24.158	1:32.016	289	1	27.817	23.237	25.629	24.504	1:41.187	112
7	20.841	22.152	24.797	24.039	1:31.829	291	2	21.001	22.584	25.033	24.341	1:32.959	282
8	20.907	22.260	24.671	24.320	1:32.158	288	3	21.394	22.450	25.172	24.453	1:33.469	279
9	20.839	22.279	24.523	24.170	1:31.811	278	4	21.166	22.544	25.134	24.534	1:33.378	279
10	20.628	22.285	24.611	24.219	1:31.743	279	5	21.444	22.780	25.199	24.797	1:34.220	278
11	20.762	22.246	24.582	24.118	1:31.708	278	6	21.329	22.582	25.164	24.473	1:33.548	269
12	20.711	22.269	24.526	24.299	1:31.805	280	7	21.302	22.700	25.112	24.605	1:33.719	278
13	20.684	22.282	24.654	24.142	1:31.762	279	8	21.441	22.710	25.361	24.760	1:34.272	276
							9	21.758	22.854	25.360	24.673	1:34.645	275
							10	21.587	22.935	25.395	24.800	1:34.717	278
14 Glenn ALLERTON (NSW) (8th)							11	21.488	22.986	25.394	24.788	1:34.656	277
1	26.509	22.536	25.081	24.125	1:38.251	98	12	21.565	22.865	25.352	24.951	1:34.733	276
2	20.993	22.312	24.942	23.905	1:32.152	298	13	21.594	23.022	25.708	25.139	1:35.463	274
3	20.994	22.401	24.584	23.890	1:31.869	298							
4	20.948	22.331	25.433	23.929	1:32.641	294	27 Max STAUFFER (NSW) (10th)						
5	21.002	22.416	24.563	23.893	1:31.874	298	1	26.873	22.841	24.810	24.287	1:38.811	78
6	20.876	22.288	24.607	23.892	1:31.663	295	2	21.003	22.291	24.750	24.188	1:32.232	289
7	20.892	22.449	24.799	23.969	1:32.109	293	3	20.878	22.600	24.602	24.167	1:32.247	290
8	20.930	22.402	24.576	23.862	1:31.770	296	4	20.808	22.443	24.661	24.151	1:32.063	291
9	21.176	22.529	24.582	23.883	1:32.170	291	5	20.999	22.403	24.428	24.134	1:31.964	289
10	20.794	22.497	24.699	23.870	1:31.860	294	6	20.973	22.361	24.573	24.249	1:32.156	289
11	20.723	22.396	24.641	23.878	1:31.638	294	7	21.096	22.312	24.563	24.111	1:32.082	291
12	20.773	22.379	24.743	24.003	1:31.898	295	8	21.067	22.397	24.528	24.193	1:32.185	287
13	20.766	22.508	24.841	24.166	1:32.281	290	9	20.989	22.442	24.681	24.284	1:32.396	287
							10	21.029	22.411	24.770	24.323	1:32.533	286
20 Jonathan NAHLOUS (NSW) (6th)							11	21.219	22.517	24.603	24.204	1:32.543	283
1	27.068	22.914	24.789	24.255	1:39.026	85	12	21.086	22.413	24.898	24.289	1:32.686	288
2	20.942	22.312	24.647	24.277	1:32.178	288	13	21.045	22.488	25.054	24.476	1:33.063	286

Scott Laing
 Chief Timekeeper - Scott Laing

Tom Williams
 Race Director - Tom Williams





Rnd 2 : March 28 & 29, 2025

Sydney Motorsports Park



SW-MOTECH AUSTRALIAN SUPERBIKE

Race 2

Date: 29/03/25
 Event: R13
 Weather: Dark - Temp: 21.0C
 Track: Dry - Temp: 20.9C

Started at: 21:22:38
 Laps: 13
 Starters: 22
 Posted at: 9:49 PM

PROVISIONAL SECTOR TIMES

Lap	Sector 1	Sector 2	Sector 3	Sector 4	Lap Time	Spd	Lap	Sector 1	Sector 2	Sector 3	Sector 4	Lap Time	Spd
28 Josh SODERLAND (NSW) (18th)							11	21.232	22.062	24.381	24.014	1:31.689	282
1	28.992	23.940	26.023	25.149	1:44.104	126	12	20.817	22.093	24.269	24.090	1:31.269	286
2	21.905	23.464	25.723	25.104	1:36.196	274	13	20.903	22.064	24.281	23.893	1:31.141	285
3	22.023	23.268	25.561	25.269	1:36.121	274	60 Paul LINKENBAGH (NSW) (21th)						
4	21.791	23.312	25.551	25.257	1:35.911	268	1	29.229	24.062	26.378	25.336	1:45.005	120
5	21.807	23.159	25.549	25.294	1:35.809	269	2	22.358	23.087	25.845	24.928	1:36.218	274
6	21.708	23.289	25.544	25.140	1:35.681	269	3	22.093	23.386	26.116	25.415	1:37.010	274
7	22.170	23.434	25.749	25.480	1:36.833	267	4	21.968	23.049	25.950	25.037	1:36.004	271
8	22.152	23.136	25.649	25.131	1:36.068	268	5	21.917	22.892	25.882	25.499	1:36.190	272
9	21.936	23.201	25.455	25.164	1:35.756	274	6	21.826	22.825	25.483	25.038	1:35.172	269
10	21.710	23.241	25.454	24.999	1:35.404	271	7	21.763	22.942	26.019	25.181	1:35.905	271
11	21.604	23.087	25.585	24.934	1:35.210	275	8	22.025	23.516	25.769	25.054	1:36.364	271
12	21.635	23.005	25.479	25.186	1:35.305	279	9	21.972	22.923	25.947	24.987	1:35.829	270
13	21.641	23.037	26.063	25.177	1:35.918	269	10	21.667	23.163	25.811	25.114	1:35.755	272
33 Jack FAVELLE (NSW) (4th)							11	21.902	23.015	25.573	25.165	1:35.655	270
1	25.764	22.491	24.636	24.200	1:37.091	70	12	21.647	23.243	25.709	24.962	1:35.561	271
2	21.091	22.402	24.534	23.926	1:31.953	282	13	21.653	23.403	25.889	25.142	1:36.087	270
3	20.781	22.082	24.327	24.188	1:31.378	280	61 Arthur SISSIS (SA) (14th)						
4	20.658	22.083	24.411	24.223	1:31.375	275	1	28.047	23.188	25.801	24.457	1:41.493	109
5	20.756	22.086	24.489	24.083	1:31.414	276	2	20.990	22.527	24.992	24.375	1:32.884	293
6	20.663	22.033	24.310	24.140	1:31.146	278	3	21.336	22.619	25.146	24.645	1:33.746	286
7	20.668	22.200	24.427	24.106	1:31.401	276	4	21.077	22.435	25.000	24.407	1:32.919	281
8	20.805	22.232	24.431	24.279	1:31.747	277	5	21.574	22.797	25.127	24.640	1:34.138	287
9	20.672	22.226	24.494	24.183	1:31.575	276	6	20.986	22.498	24.815	24.728	1:33.027	280
10	20.647	22.198	24.425	24.210	1:31.480	276	7	20.954	22.555	24.847	24.615	1:32.971	277
11	20.698	22.147	24.361	24.249	1:31.455	276	8	21.042	22.526	25.216	24.736	1:33.520	278
12	20.712	22.175	24.431	24.115	1:31.433	276	9	21.339	22.588	25.194	24.795	1:33.916	279
13	20.709	22.176	24.547	24.175	1:31.607	277	10	21.025	22.621	25.009	24.932	1:33.587	277
46 Mike JONES (QLD) (2nd)							11	21.181	22.660	25.054	24.837	1:33.732	277
1	25.983	22.476	24.542	24.108	1:37.109	44	12	21.161	22.791	25.067	24.814	1:33.833	277
2	21.227	22.130	24.353	24.049	1:31.759	282	13	21.099	22.705	24.846	24.901	1:33.551	277
3	20.768	21.873	24.020	24.078	1:30.739	282	65 Cru HALLIDAY (NSW) (3rd)						
4	20.758	21.933	24.094	24.034	1:30.819	280	1	26.329	22.619	24.929	24.306	1:38.183	56
5	20.686	21.955	24.119	24.140	1:30.900	281	2	20.717	22.522	24.845	23.989	1:32.073	286
6	20.937	22.085	24.262	24.165	1:31.449	281	3	20.635	22.313	24.155	24.035	1:31.138	290
7	20.861	22.138	24.142	24.076	1:31.217	280	4	20.488	21.950	24.024	23.908	1:30.370	282
8	20.798	22.130	24.251	24.209	1:31.388	282	5	20.464	21.969	24.192	24.053	1:30.678	287
9	20.812	22.161	24.208	24.181	1:31.362	280	6	20.450	21.982	24.129	24.032	1:30.593	282
10	20.825	22.384	24.742	24.038	1:31.989	281							

Scott Laing
 Chief Timekeeper - Scott Laing

Tom Williams
 Race Director - Tom Williams





Rnd 2 : March 28 & 29, 2025

Sydney Motorsports Park



SW-MOTECH AUSTRALIAN SUPERBIKE

Race 2

Date: 29/03/25
 Event: R13
 Weather: Dark - Temp: 21.0C
 Track: Dry - Temp: 20.9C

Started at: 21:22:38
 Laps: 13
 Starters: 22
 Posted at: 9:49 PM

PROVISIONAL SECTOR TIMES

Lap	Sector 1	Sector 2	Sector 3	Sector 4	Lap Time	Spd	Lap	Sector 1	Sector 2	Sector 3	Sector 4	Lap Time	Spd
7	20.740	22.244	24.273	24.003	1:31.260	283	3	21.148	22.563	25.171	24.595	1:33.477	278
8	20.661	22.177	24.371	24.096	1:31.305	282	4	21.183	22.372	25.190	24.439	1:33.184	278
9	20.798	22.118	24.320	24.079	1:31.315	285	5	21.198	23.034	24.991	24.595	1:33.818	279
10	20.809	22.316	24.468	24.253	1:31.846	282	6	21.466	22.539	25.053	24.586	1:33.644	280
11	20.864	22.169	24.341	24.193	1:31.567	280	7	21.290	22.633	25.084	24.742	1:33.749	278
12	20.507	22.262	24.356	24.239	1:31.364	280	8	21.279	22.837	25.254	24.655	1:34.025	277
13	20.532	22.217	24.325	24.080	1:31.154	279	9	21.263	22.583	24.889	24.811	1:33.546	282
							10	20.976	22.575	25.027	24.594	1:33.172	274
							11	21.022	22.681	25.112	24.587	1:33.402	274
							12	21.238	22.621	24.724	24.566	1:33.149	274
70 Mohamad AIZUDDIN (VIC) (19th)													
1	28.643	24.022	26.481	25.169	1:44.315	119							
2	21.932	23.480	26.016	25.169	1:36.597	280							
3	22.153	23.441	25.650	25.231	1:36.475	281	85 Ty LYNCH (SA) (17th)						
4	21.852	23.164	25.647	25.102	1:35.765	279	1	28.780	23.615	26.181	25.121	1:43.697	132
5	21.852	23.218	25.695	25.162	1:35.927	280	2	22.004	23.652	26.005	25.293	1:36.954	281
6	21.731	23.226	25.472	25.074	1:35.503	280	3	22.238	23.438	26.071	25.400	1:37.147	277
7	21.736	23.605	25.711	25.112	1:36.164	277	4	21.999	23.233	25.521	24.967	1:35.720	277
8	21.829	23.162	25.638	25.197	1:35.826	276	5	21.748	23.353	25.979	25.062	1:36.142	278
9	21.931	23.111	25.263	25.089	1:35.394	273	6	21.712	23.063	25.587	25.021	1:35.383	278
10	21.884	23.235	25.419	25.201	1:35.739	276	7	21.628	23.360	25.953	25.499	1:36.440	278
11	21.566	23.193	25.553	25.030	1:35.342	275	8	21.768	22.904	25.609	24.958	1:35.239	274
12	21.862	23.266	25.302	25.035	1:35.465	277	9	21.591	22.865	25.029	24.950	1:34.435	281
13	21.720	23.012	26.054	25.056	1:35.842	278	10	21.337	23.428	25.248	24.946	1:34.959	276
							11	21.327	22.959	25.491	25.099	1:34.876	275
							12	21.371	23.143	25.368	25.039	1:34.921	273
71 Tom EDWARDS (NSW) (11th)													
1	27.358	23.267	25.070	24.545	1:40.240	109	13	21.533	22.967	25.630	25.064	1:35.194	272
2	21.062	22.619	24.851	24.551	1:33.083	288	308 John LYTRAS (QLD) (12th)						
3	20.910	22.523	24.715	24.443	1:32.591	281	1	26.979	23.231	25.021	24.490	1:39.721	97
4	20.912	22.381	24.739	24.384	1:32.416	280	2	20.990	22.414	24.791	24.728	1:32.923	282
5	20.877	22.406	24.966	24.430	1:32.679	281	3	21.053	22.310	24.602	24.330	1:32.295	280
6	20.906	22.366	24.748	24.373	1:32.393	279	4	21.136	22.334	24.717	24.530	1:32.717	282
7	20.867	22.455	24.729	24.619	1:32.670	279	5	21.153	22.345	24.559	24.340	1:32.397	281
8	20.882	22.303	24.905	24.501	1:32.591	277	6	21.054	22.248	24.651	24.395	1:32.348	280
9	20.880	22.476	24.905	24.483	1:32.744	279	7	21.054	22.237	24.513	24.413	1:32.217	280
10	20.854	22.234	24.685	24.340	1:32.113	278	8	21.077	22.179	24.417	24.624	1:32.297	278
11	20.699	22.430	24.683	24.316	1:32.128	281	9	21.011	22.240	24.876	24.596	1:32.723	277
12	21.031	22.330	25.030	24.159	1:32.550	286	10	21.077	22.207	24.551	24.780	1:32.615	282
13	21.200	22.565	24.942	24.501	1:33.208	286	11	21.221	22.282	24.571	24.602	1:32.676	275
							12	21.212	22.468	24.825	24.652	1:33.157	278
82 Ryan YANKO (QLD) (DNF)													
1	27.559	23.460	25.726	24.739	1:41.484	105	13	21.526	22.620	24.845	24.458	1:33.449	277
2	21.439	22.588	25.022	24.399	1:33.448	277							

The results are provisional until the expiration of the time limit for protests and appeals.


 Chief Timekeeper - Scott Laing


 Race Director - Tom Williams



Rnd 2 : March 28 & 29, 2025

Sydney Motorsports Park



SW-MOTECH AUSTRALIAN SUPERBIKE

Race 2


Date: 29/03/25
Event: R13
Weather: Dark - Temp: 21.0C
Track: Dry - Temp: 20.9C

Started at: 21:22:38
Laps: 13
Starters: 22
Posted at: 9:49 PM


PROVISIONAL FASTEST LAPS SEQUENCE

Lap	Race Pos	No	Name	Machine	Fastest Lap	On Lap
1	1	1	Josh WATERS (VIC)	Ducati V4R	1:36.151	1
2	1	1	Josh WATERS (VIC)	Ducati V4R	1:30.698	2
3	1	1	Josh WATERS (VIC)	Ducati V4R	1:30.505	3
4	1	1	Josh WATERS (VIC)	Ducati V4R	1:30.318	4

The results are provisional until the expiration of the time limit for protests and appeals.


Chief Timekeeper - Scott Laing


Race Director - Tom Williams





Rnd 2 : March 28 & 29, 2025

Sydney Motorsports Park



SW-MOTECH AUSTRALIAN SUPERBIKE

Race 2

Date: 29/03/25
 Event: R13
 Weather: Dark - Temp: 21.0C
 Track: Dry - Temp: 20.9C


Started at: 21:22:38
 Laps: 13
 Starters: 22
 Posted at: 9:49 PM

PROVISIONAL LAP SHEET

No	Lap Time	Gap	No	Lap Time	Gap	No	Lap Time	Gap	No	Lap Time	Gap	No	Lap Time	Gap
Lap 1			14	1:32.152	3.554	61	1:33.746	10.769	Lap 5			13	1:32.016	8.603
1	1:36.151		13	1:31.998	3.787	82	1:33.477	11.055	1	1:30.756		14	1:31.663	9.148
11	1:36.975	.824	27	1:32.232	4.194	12	1:34.928	16.198	46	1:30.900	2.898	3	1:32.744	10.134
33	1:37.091	.940	20	1:32.178	4.355	28	1:36.121	19.067	65	1:30.678	4.014	27	1:32.156	10.171
46	1:37.109	.958	7	1:32.299	5.649	8	1:36.881	19.679	33	1:31.414	4.783	7	1:32.282	12.044
3	1:37.836	1.685	308	1:32.923	5.795	70	1:36.475	20.033	11	1:31.724	7.338	308	1:32.348	13.099
65	1:38.183	2.032	71	1:33.083	6.474	85	1:37.147	20.444	20	1:31.677	7.370	71	1:32.393	14.100
14	1:38.251	2.100	26	1:32.959	7.297	60	1:37.010	20.879	13	1:31.403	7.461	61	1:33.027	18.905
13	1:38.638	2.487	61	1:32.884	7.528	Lap 4			3	1:31.980	8.264	26	1:33.548	19.459
27	1:38.811	2.660	82	1:33.448	8.083	1	1:30.318		14	1:31.874	8.359	82	1:33.644	19.753
20	1:39.026	2.875	12	1:35.285	11.775	46	1:30.819	2.754	27	1:31.964	8.889	12	1:35.092	30.524
308	1:39.721	3.570	8	1:36.858	13.303	65	1:30.370	4.092	7	1:32.430	10.636	28	1:35.681	34.520
7	1:40.199	4.048	28	1:36.196	13.451	33	1:31.375	4.125	308	1:32.397	11.625	8	1:35.541	35.063
71	1:40.240	4.089	85	1:36.954	13.802	11	1:31.854	6.370	71	1:32.679	12.581	70	1:35.503	35.280
26	1:41.187	5.036	70	1:36.597	14.063	20	1:31.324	6.449	61	1:34.138	16.752	85	1:35.383	35.741
82	1:41.484	5.333	60	1:36.218	14.374	13	1:31.984	6.814	26	1:34.220	16.785	60	1:35.172	36.297
61	1:41.493	5.342	Lap 3			3	1:32.371	7.040	82	1:33.818	16.983	Lap 7		
8	1:43.294	7.143	1	1:30.505		14	1:32.641	7.241	12	1:35.512	26.306	1	1:31.147	
12	1:43.339	7.188	46	1:30.739	2.253	27	1:32.063	7.681	28	1:35.809	29.713	46	1:31.217	3.543
85	1:43.697	7.546	33	1:31.378	3.068	7	1:31.984	8.962	8	1:35.762	30.396	65	1:31.260	3.846
28	1:44.104	7.953	65	1:31.138	4.040	308	1:32.717	9.984	70	1:35.927	30.651	33	1:31.401	5.309
70	1:44.315	8.164	11	1:32.419	4.834	71	1:32.416	10.658	85	1:36.142	31.232	20	1:32.002	9.262
60	1:45.005	8.854	14	1:31.869	4.918	26	1:33.378	13.321	60	1:36.190	31.999	13	1:31.829	9.285
Lap 2			3	1:32.148	4.987	61	1:32.919	13.370	Lap 6			11	1:32.489	9.897
1	1:30.698		13	1:31.866	5.148	82	1:33.184	13.921	1	1:30.874		14	1:32.109	10.110
46	1:31.759	2.019	20	1:31.593	5.443	12	1:35.670	21.550	46	1:31.449	3.473	27	1:32.082	11.106
33	1:31.953	2.195	27	1:32.247	5.936	28	1:35.911	24.660	65	1:30.593	3.733	3	1:32.858	11.845
11	1:32.794	2.920	7	1:32.152	7.296	8	1:36.029	25.390	33	1:31.146	5.055	7	1:32.525	13.422
3	1:32.357	3.344	308	1:32.295	7.585	70	1:35.765	25.480	20	1:31.911	8.407	308	1:32.217	14.169
65	1:32.073	3.407	71	1:32.591	8.560	85	1:35.720	25.846	11	1:32.091	8.555	71	1:32.670	15.623
			26	1:33.469	10.261	60	1:36.004	26.565				61	1:32.971	20.729

Scott Laing
 Chief Timekeeper - Scott Laing

Tom Williams
 Race Director - Tom Williams



Rnd 2 : March 28 & 29, 2025

Sydney Motorsports Park



SW-MOTECH AUSTRALIAN SUPERBIKE

Race 2

Date: 29/03/25
Event: R13
Weather: Dark - Temp: 21.0C
Track: Dry - Temp: 20.9C

Started at: 21:22:38
Laps: 13
Starters: 22
Posted at: 9:49 PM

PROVISIONAL LAP SHEET

No	Lap Time	Gap	No	Lap Time	Gap	No	Lap Time	Gap	No	Lap Time	Gap	No	Lap Time	Gap
26	1:33.719	22.031				11	1:31.824	11.512	82	1:33.402	30.248			
82	1:33.749	22.355	Lap 9			14	1:31.860	11.807	26	1:34.656	34.069	Lap 13		
12	1:35.044	34.421	1	1:31.167		27	1:32.533	14.117	12	1:36.053	51.597	1	1:32.274	
28	1:36.833	40.206	46	1:31.362	3.888	3	1:32.548	14.260	85	1:34.876	54.291	46	1:31.141	1.987
70	1:36.164	40.297	65	1:31.315	4.061	308	1:32.615	17.701	70	1:35.342	56.346	65	1:31.154	2.003
8	1:36.443	40.359	33	1:31.575	6.226	7	1:33.228	18.342	28	1:35.210	56.392	33	1:31.607	4.212
85	1:36.440	41.034	13	1:31.811	10.849	71	1:32.113	18.968	8	1:35.704	57.988	13	1:31.762	9.878
60	1:35.905	41.055	20	1:31.760	11.051	61	1:33.587	27.649	60	1:35.655	58.406	20	1:31.650	10.030
Lap 8			11	1:32.002	11.386	82	1:33.172	28.995	Lap 12			11	1:31.879	10.501
1	1:31.238		14	1:32.170	11.645	26	1:34.717	31.562	1	1:31.868		14	1:32.281	11.333
46	1:31.388	3.693	27	1:32.396	13.282	12	1:36.269	47.693	46	1:31.269	3.120	3	1:32.681	15.160
65	1:31.305	3.913	3	1:32.008	13.410	85	1:34.959	51.564	65	1:31.364	3.123	27	1:33.063	16.118
33	1:31.747	5.818	308	1:32.723	16.784	70	1:35.739	53.153	33	1:31.433	4.879	71	1:33.208	20.563
13	1:32.158	10.205	7	1:33.084	16.812	28	1:35.404	53.331	308	1:33.449	20.692	7	1:33.200	21.109
20	1:32.434	10.458	71	1:32.744	18.553	8	1:35.788	54.433	13	1:31.805	10.390	61	1:33.551	32.474
11	1:31.892	10.551	61	1:33.916	25.760	60	1:35.755	54.900	20	1:31.847	10.654	26	1:35.463	40.123
14	1:31.770	10.642	82	1:33.546	27.521	Lap 11			11	1:31.689	10.896	12	1:36.937	59.916
27	1:32.185	12.053	26	1:34.645	28.543	1	1:32.149		14	1:31.898	11.326	85	1:35.194	1:00.26
3	1:31.962	12.569	12	1:35.675	43.122	65	1:31.567	3.627	3	1:32.439	14.753	28	1:35.918	1:03.47
7	1:32.711	14.895	85	1:34.435	48.303	46	1:31.689	3.719	27	1:32.686	15.329	70	1:35.842	1:03.51
308	1:32.297	15.228	70	1:35.394	49.112	33	1:31.455	5.314	308	1:33.157	19.517	8	1:35.797	1:05.24
71	1:32.591	16.976	28	1:35.756	49.625	13	1:31.708	10.453	71	1:32.550	19.629	60	1:36.087	1:05.91
61	1:33.520	23.011	8	1:35.733	50.343	20	1:31.627	10.675	7	1:33.219	20.183			
26	1:34.272	25.065	60	1:35.829	50.843	11	1:31.712	11.075	61	1:33.833	31.197			
82	1:34.025	25.142	Lap 10			14	1:31.638	11.296	82	1:33.149	31.529			
12	1:35.431	38.614	1	1:31.698		3	1:32.071	14.182	26	1:34.733	36.934			
70	1:35.826	44.885	46	1:31.989	4.179	27	1:32.543	14.511	12	1:35.524	55.253			
85	1:35.239	45.035	65	1:31.846	4.209	308	1:32.676	18.228	85	1:34.921	57.344			
28	1:36.068	45.036	33	1:31.480	6.008	7	1:32.639	18.832	28	1:35.305	59.829			
8	1:36.656	45.777	13	1:31.743	10.894	71	1:32.128	18.947	70	1:35.465	59.943			
60	1:36.364	46.181	20	1:31.844	11.197	61	1:33.732	29.232	8	1:35.606	1:01.72			
									60	1:35.561	1:02.09			

The results are provisional until the expiration of the time limit for protests and appeals.

Scott Laing
Chief Timekeeper - Scott Laing

Tom Williams
Race Director - Tom Williams



Rnd 2 : March 28 & 29, 2025

Sydney Motorsports Park



SW-MOTOTECH AUSTRALIAN SUPERBIKE

Race 2

Date: 29/03/25
 Event: R13
 Weather: Dark - Temp: 21.0C
 Track: Dry - Temp: 20.9C

Started at: 21:22:38
 Laps: 13
 Starters: 22
 Posted at: 9:49 PM

PROVISIONAL LAP CHART

Name	Grid	1	2	3	4	5	6	7	8	9	10	11	12	13	Name
M. JONES	46	1	1	1	1	1	1	1	1	1	1	1	1	1	J. WATERS
C. HALLIDAY	65	11	46	46	46	46	46	46	46	46	46	65	46	46	M. JONES
B. PEARSON	11	33	33	33	65	65	65	65	65	65	65	46	65	65	C. HALLIDAY
J. FAVELLE	33	46	11	65	33	33	33	33	33	33	33	33	33	33	J. FAVELLE
C. DUNKER	3	3	3	11	11	11	20	20	13	13	13	13	13	13	A. WEST
M. STAUFFER	27	65	65	14	20	20	11	13	20	20	20	20	20	20	J. NAHLOUS
J. WATERS	1	14	14	3	13	13	13	11	11	11	11	11	11	11	B. PEARSON
J. NAHLOUS	20	13	13	13	3	3	14	14	14	14	14	14	14	14	G. ALLERTON
A. WEST	13	27	27	20	14	14	3	27	27	27	27	3	3	3	C. DUNKER
J. LYTRAS	308	20	20	27	27	27	27	3	3	3	3	27	27	27	M. STAUFFER
G. ALLERTON	14	308	7	7	7	7	7	7	7	308	308	308	308	71	T. EDWARDS
T. TOPARIS	7	7	308	308	308	308	308	308	308	7	7	7	71	308	J. LYTRAS
R. YANKO	82	71	71	71	71	71	71	71	71	71	71	71	7	7	T. TOPARIS
M. WALTERS	12	26	26	26	26	61	61	61	61	61	61	61	61	61	A. SISSIS
S. CONDON	26	82	61	61	61	26	26	26	26	82	82	82	82	26	S. CONDON
T. EDWARDS	71	61	82	82	82	82	82	82	82	26	26	26	26	12	M. WALTERS
A. SISSIS	61	8	12	12	12	12	12	12	12	12	12	12	12	85	T. LYNCH
M. AIZUDDIN	70	12	8	28	28	28	28	28	70	85	85	85	85	28	J. SODERLAND
P. LINKENBAGH	60	85	28	8	8	8	8	70	85	70	70	70	28	70	M. AIZUDDIN
C. HOLDING	8	28	85	70	70	70	70	8	28	28	28	28	70	8	C. HOLDING
J. SODERLAND	28	70	70	85	85	85	85	85	8	8	8	8	8	60	P. LINKENBAGH
M. EDWARDS	37	60	60	60	60	60	60	60	60	60	60	60	60	60	

The results are provisional until the expiration of the time limit for protests and appeals.

Scott Laing
 Chief Timekeeper - Scott Laing

Tom Williams
 Race Director - Tom Williams





Rnd 2 : March 28 & 29, 2025

Sydney Motorsports Park



SW-MOTECH AUSTRALIAN SUPERBIKE

Race 2

Date: 29/03/25
 Event: R13
 Weather: Dark - Temp: 21.0C
 Track: Dry - Temp: 20.9C

Started at: 21:22:38
 Laps: 13
 Starters: 22
 Posted at: 9:49 PM

PROVISIONAL BEST SECTOR TIMES


Pos	Sector 1		Sector 2		Sector 3		Sector 4		Lap		Ideal	Fastest	Diff
	Name	Time	Name	Time	Name	Time	Name	Time	Name	Time			
1	C. HALLIDAY	20.450	M. JONES	21.873	M. JONES	24.020	J. WATERS	23.702	J. WATERS	1:30.191	1:30.318	.127	
2	J. WATERS	20.485	J. WATERS	21.937	C. HALLIDAY	24.024	G. ALLERTON	23.862	C. HALLIDAY	1:30.332	1:30.370	.038	
3	A. WEST	20.628	C. HALLIDAY	21.950	J. WATERS	24.067	M. JONES	23.893	M. JONES	1:30.472	1:30.739	.267	
4	J. FAVELLE	20.647	J. FAVELLE	22.033	J. FAVELLE	24.310	C. HALLIDAY	23.908	J. FAVELLE	1:30.916	1:31.146	.230	
5	M. JONES	20.686	J. NAHLOUS	22.149	J. NAHLOUS	24.330	J. FAVELLE	23.926	A. WEST	1:31.112	1:31.403	.291	
6	T. EDWARDS	20.699	A. WEST	22.152	A. WEST	24.379	J. NAHLOUS	23.931	J. NAHLOUS	1:31.143	1:31.324	.181	
7	B. PEARSON	20.708	J. LYTRAS	22.179	B. PEARSON	24.413	A. WEST	23.953	G. ALLERTON	1:31.436	1:31.638	.202	
8	G. ALLERTON	20.723	T. TOPARIS	22.192	J. LYTRAS	24.417	C. DUNKER	24.024	B. PEARSON	1:31.514	1:31.689	.175	
9	J. NAHLOUS	20.733	T. EDWARDS	22.234	M. STAUFFER	24.428	B. PEARSON	24.085	C. DUNKER	1:31.604	1:31.962	.358	
10	M. STAUFFER	20.808	C. DUNKER	22.281	C. DUNKER	24.474	M. STAUFFER	24.111	M. STAUFFER	1:31.638	1:31.964	.326	
11	T. TOPARIS	20.818	G. ALLERTON	22.288	T. TOPARIS	24.496	T. EDWARDS	24.159	T. EDWARDS	1:31.775	1:32.113	.338	
12	C. DUNKER	20.825	M. STAUFFER	22.291	G. ALLERTON	24.563	J. LYTRAS	24.330	J. LYTRAS	1:31.916	1:32.217	.301	
13	A. SISSIS	20.954	B. PEARSON	22.308	T. EDWARDS	24.683	S. CONDON	24.341	T. TOPARIS	1:31.920	1:31.984	.064	
14	R. YANKO	20.976	R. YANKO	22.372	R. YANKO	24.724	A. SISSIS	24.375	R. YANKO	1:32.471	1:33.149	.678	
15	J. LYTRAS	20.990	A. SISSIS	22.435	A. SISSIS	24.815	R. YANKO	24.399	A. SISSIS	1:32.579	1:32.884	.305	
16	S. CONDON	21.001	S. CONDON	22.450	T. LYNCH	25.029	T. TOPARIS	24.414	S. CONDON	1:32.825	1:32.959	.134	
17	T. LYNCH	21.327	P. LINKENBA	22.825	S. CONDON	25.033	M. WALTERS	24.890	T. LYNCH	1:34.167	1:34.435	.268	
18	M. WALTERS	21.363	T. LYNCH	22.865	M. AIZUDDIN	25.263	P. LINKENBA	24.928	M. WALTERS	1:34.558	1:34.928	.370	
19	M. AIZUDDIN	21.566	M. WALTERS	22.967	M. WALTERS	25.338	J. SODERLAN	24.934	M. AIZUDDIN	1:34.871	1:35.342	.471	
20	J. SODERLAN	21.604	J. SODERLAN	23.005	J. SODERLAN	25.454	T. LYNCH	24.946	P. LINKENBAG	1:34.883	1:35.172	.289	
21	P. LINKENBA	21.647	M. AIZUDDIN	23.012	P. LINKENBA	25.483	C. HOLDING	24.974	J. SODERLAND	1:34.997	1:35.210	.213	
22	C. HOLDING	21.749	C. HOLDING	23.076	C. HOLDING	25.522	M. AIZUDDIN	25.030	C. HOLDING	1:35.321	1:35.541	.220	

The results are provisional until the expiration of the time limit for protests and appeals.



Scott Daing
 Chief Timekeeper - Scott Daing

Tom Williams
 Race Director - Tom Williams





Rnd 2 : March 28 & 29, 2025

Sydney Motorsports Park



**AUSTRALIAN SUPERBIKE CHAMPIONSHIP
PROVISIONAL ROUND POINTS**

AUSTRALIAN SUPERBIKE CHAMPIONSHIP

Pos	No	Name	Machine	Rnd 2 Pole	Rnd 2 Race 1	Rnd 2 Race 2	Total
1	1	Josh WATERS	Ducati		25	25	50
2	46	Mike JONES	Yamaha	1	20	20	41
3	65	Cru HALLIDAY	Yamaha		16	18	34
4	20	Jonathan NAHLOUS	Yamaha		18	15	33
5	33	Jack FAVELLE	Yamaha		15	17	32
6	13	Anthony WEST	Yamaha		13	16	29
7	3	Cameron DUNKER	Yamaha		17	12	29
8	11	Broc PEARSON	Ducati		14	14	28
9	14	Glenn ALLERTON	Ducati		12	13	25
10	27	Max STAUFFER	Yamaha		11	11	22
11	71	Tom EDWARDS	Yamaha		8	10	18
12	308	John LYTRAS	Yamaha		9	9	18
13	7	Tom TOPARIS	Yamaha		10	8	18
14	61	Arthur SISSIS	Yamaha		6	7	13
15	85	Ty LYNCH	Yamaha		3	4	7
16	82	Ryan YANKO	Yamaha		7		7
17	26	Sean CONDON	Yamaha			6	6
18	12	Matt WALTERS	Aprilia			5	5
19	8	Charles HOLDING	Yamaha		4	1	5
20	60	Paul LINKENBAGH	Yamaha		5		5
21	70	Mohamad AIZUDDIN	BMW		2	2	4
22	28	Josh SODERLAND	Yamaha			3	3

AUSTRALIAN SUPERBIKE CHAMPIONSHIP - MANUFACTURERS

Pos	No	Name	Rnd 2 Pole	Rnd 2 Race 1	Rnd 2 Race 2	Total
1		Yamaha	1	162	157	320
2		Ducati		51	52	103
3		Aprilia			5	5
4		BMW		2	2	4

Scott Laing
Chief Timekeeper - Scott Laing

Tom Williams
Race Director - Tom Williams



Rnd 2 : March 28 & 29, 2025

Sydney Motorsports Park



**AUSTRALIAN SUPERBIKE CHAMPIONSHIP
PROVISIONAL PROGRESSIVE CHAMPIONSHIP POINTS**

AUSTRALIAN SUPERBIKE CHAMPIONSHIP

Pos	No	Name	Machine	Rnd 1 WSBK	Rnd 2 Pole	Rnd 2 Race 1	Rnd 2 Race 2	Total
1	1	Josh WATERS	Ducati	76		25	25	126
2	46	Mike JONES	Yamaha	58	1	20	20	99
3	13	Anthony WEST	Yamaha	56		13	16	85
4	20	Jonathan NAHLOUS	Yamaha	39		18	15	72
5	27	Max STAUFFER	Yamaha	43		11	11	65
6	3	Cameron DUNKER	Yamaha	33		17	12	62
7	33	Jack FAVELLE	Yamaha	29		15	17	61
8	11	Broc PEARSON	Ducati	33		14	14	61
9	65	Cru HALLIDAY	Yamaha	26		16	18	60
10	308	John LYTRAS	Yamaha	40		9	9	58
11	14	Glenn ALLERTON	Ducati	32		12	13	57
12	71	Tom EDWARDS	Yamaha	30		8	10	48
13	7	Tom TOPARIS	Yamaha	20		10	8	38
14	61	Arthur SISSIS	Yamaha	22		6	7	35
15	82	Ryan YANKO	Yamaha	28		7		35
16	12	Matt WALTERS	Aprilia	21			5	26
17	70	Mohamad AIZUDDIN	BMW	16		2	2	20
18	8	Charles HOLDING	Yamaha	13		4	1	18
19	28	Josh SODERLAND	Yamaha	9			3	12
20	60	Paul LINKENBAGH	Yamaha	5		5		10
21	85	Ty LYNCH	Yamaha			3	4	7
22		Adam SENIOR	Yamaha	7				7
23		Noel MAHON	Yamaha	7				7
24	26	Sean CONDON	Yamaha				6	6
25		Kota HIGUCHI	Suzuki	5				5
26		Michael KEMP	Yamaha	1				1

AUSTRALIAN SUPERBIKE CHAMPIONSHIP - MANUFACTURERS

Pos	No	Name	Rnd 1 WSBK	Rnd 2 Pole	Rnd 2 Race 1	Rnd 2 Race 2	Total
1		Yamaha	466	1	162	157	786
2		Ducati	141		51	52	244
3		Aprilia	21			5	26
4		BMW	16		2	2	20
5		Suzuki	5				5

Scott Laing
Chief Timekeeper - Scott Laing

Tom Williams
Race Director - Tom Williams





Rnd 2 : March 28 & 29, 2025

Sydney Motorsports Park



SW-MOTEC AUSTRALIAN SUPERBIKE

Race 2

Date: 29/03/25
Event: R13
Weather: Dark - Temp: 21.0C
Track: Dry - Temp: 20.9C


Started at: 21:22:38
Laps: 13
Starters: 22
Posted at: 9:49 PM

PROVISIONAL RACE INFORMATION

Time	Description
21:05:59	RACE DIRECTION: DELAY TO PIT EXIT OPEN WITH A MEDICAL INCIDENT ON-TRACK
21:11:10	PIT EXIT OPEN / SIGHTING LAP STARTED
21:14:12	PIT EXIT CLOSED
21:20:09	WARM UP LAP STARTED
21:22:38	Event Start
21:24:54	NO JUMP STARTS
21:34:49	2/3 RACE DISTANCE
21:42:29	Chequered Flag
21:44:11	Rider 82 (Ryan YANKO) STOPPED TURN 6
21:44:37	Event Finish

The results are provisional until the expiration of the time limit for protests and appeals.




Chief Timekeeper - Scott Laing


Race Director - Tom Williams

