



2011

**Round 8 : Phillip Island Grand Prix Circuit : November 18 - 20****SUPERSPORT  
Qualifying 1**Date: 19/11/11  
Event: Q05  
Weather: Rain clearing - Temp: 17.8C  
Track: Very wet - Temp: 20.0CStarted at: 10:10:49  
Laps: 30 Min  
Starters: 17  
Printed at: 10:45**PROVISIONAL CLASSIFICATION**


Pos	No	Gr	Name	Class	Machine	Fastest Lap	On Lap	Behind Prev	Behind Leader
1	68	A	Glenn SCOTT (NSW) / WNR Kawasaki / Insure My Ride / Stahlville Tools / Motul	P	Kawasaki ZX6R	1:47.890	15 of 15		
2	35	A	Mitchell CARR (NSW) / Carr Bros Morotrsport / Triumph Australia	P	Triumph Daytona 675	1:48.296	15 of 15	.406	.406
3	25	A	Brodie WATERS (VIC) / Team Suzuki		Suzuki GSX-R	1:48.340	9 of 12	.044	.450
4	12	A	Kevin CURTAIN (VIC) / Yamaha Racing Team		Yamaha YZF-R6	1:49.030	11 of 13	.690	1.140
5	49	A	Brendan CLARKE (QLD) / Champion's Ride Days / Honda Australia / Palfinger Cranes	P	Honda CBR RR	1:49.418	16 of 16	.388	1.528
6	96	A	Aaron GOBERT (NSW) / Gobert Motorsports / Yamaha / Alpinestars / Bell Helmets	P	Yamaha YZF-R6	1:50.082	12 of 12	.664	2.192
7	3	C	Michael JONES (QLD) / Reece Bancell Scholarship / Yamaha / Draggin Jeans	P	Yamaha YZF-R6	1:50.301	9 of 10	.219	2.411
8	95	A	Paul YOUNG (SA) / AARK Racing	P	Triumph Daytona	1:50.330	11 of 12	.029	2.440
9	20	B	Rick OLSON (VIC) / Yamaha Racing Team		Yamaha YZF-R6	1:50.857	13 of 13	.527	2.967
10	21	A	Nicholas WATERS (VIC) / ARAI Helments	P	Suzuki GSX-R	1:51.210	14 of 15	.353	3.320
11	82	A	Chris QUINN (NSW) / Coopers Pale Ale	P	Yamaha YZF-R6	1:51.642	12 of 12	.432	3.752
12	17	D	Samuel LAMBERT (NT) / Cube Racing / Australian Outdoor Living / Pivit		Suzuki GSX-R	1:52.401	14 of 15	.759	4.511
13	36	A	Brad GROSS (QLD) / Gross Racing	P	Honda CBR RR	1:53.257	14 of 14	.856	5.367
14	52	A	Ryan TAYLOR (VIC) / SW Racing / Powerhouse Motorcycles	P	Yamaha YZF-R6	1:53.790	10 of 10	.533	5.900
15	48	C	Laurence GUDE (TAS) / Tamar River Cruises	P	Suzuki GSX-R	1:59.812	13 of 13	6.022	11.922
16	16	A	Christan CASELLA (VIC) / Aark Racing / Triumph Australia / Alpinestars / AGV / K-tec	P	Triumph Daytona	1:59.930	4 of 10	.118	12.040
17	58	A	Anthony QUINN (NSW) / Coopers Pale Ale	P	Yamaha YZF-R6	2:09.600	6 of 6	9.670	21.710


Current qualifying record for SS class - 1:35.826 by Shannon JOHNSON (VIC) on a Honda CBR-RR set on 16/10/09

\*\*\* Intermediate timing point 2 not working for the majority of the session \*\*\*

\*\*\* Indicative qualifying time - 2:04.073 \*\*\*

The results are provisional until the end of the time limit for protests and appeals.

  
 Chief Time Keeper - Scott Laing

  
 Clerk of Course - Tom Williams


Computime Race Timing Systems Pty Ltd © 1996-2008

[www.computime.com.au](http://www.computime.com.au)**COMPUTIME RACE TIMING SYSTEMS PTY LTD**

9 Timber Lane, Glen Waverley, Vic 3150. Ph : 0418 17 13 17

E-mail : [scott@computime.com.au](mailto:scott@computime.com.au)



2011



# Round 8 : Phillip Island Grand Prix Circuit : November 18 - 20

## SUPERSPORT Qualifying 1

Date: 19/11/11  
 Event: Q05  
 Weather: Rain clearing - Temp: 17.8C  
 Track: Very wet - Temp: 20.0C

Started at: 10:10:49  
 Laps: 30 Min  
 Starters: 17  
 Printed at: 10:45

### PROVISIONAL LAP TIMES

No	Name	Lap 1	Lap 2	Lap 3	Lap 4	Lap 5	Lap 6	Lap 7	Lap 8	Lap 9	Lap 10
3	Michael JONES (QLD)	2:17.408	1:59.472	1:56.130	1:52.681	4:17.911	2:07.979	1:51.110	1:51.311	<b>1:50.301</b>	1:59.521
12	Kevin CURTAIN (VIC)	2:15.630	2:00.346	1:56.790	1:54.225	1:53.515	1:54.080	1:51.770	3:40.621	2:06.241	1:50.020
	10	<b>1:49.030</b>	1:49.356	1:49.653							
16	Christan CASELLA (VIC)	2:13.834	3:19.160	2:08.946	<b>1:59.930</b>	3:07.836	2:07.629	2:11.591	4:06.005	2:09.451	2:01.868
17	Samuel LAMBERT (NT)	2:26.756	2:08.925	2:02.625	2:02.936	1:58.715	1:57.567	1:56.514	1:55.688	1:55.172	1:56.282
	10	2:00.253	1:56.208	1:53.771	<b>1:52.401</b>	1:55.727					
20	Rick OLSON (VIC)	2:14.694	1:55.069	1:53.009	4:36.313	2:08.014	1:53.800	1:52.445	1:51.301	1:52.569	3:21.377
	10	2:10.759	1:52.152	<b>1:50.857</b>							
21	Nicholas WATERS (VIC)	2:24.821	2:03.781	1:58.888	1:57.051	1:57.937	1:55.367	1:56.079	1:55.558	1:55.102	1:53.523
	10	1:52.245	3:05.519	2:00.686	<b>1:51.210</b>	1:51.952					
25	Brodie WATERS (VIC)	2:27.874	2:02.295	1:56.604	1:54.613	3:16.527	2:12.403	1:53.514	1:50.025	<b>1:48.340</b>	2:09.282
	10	1:56.403	1:48.819								
35	Mitchell CARR (NSW)	2:18.410	1:59.795	1:57.815	1:54.372	2:04.860	1:54.630	1:53.606	1:52.336	1:51.290	3:49.838
	10	2:04.998	1:48.800	1:49.274	1:48.817	<b>1:48.296</b>					
36	Brad GROSS (QLD)	2:28.637	2:06.537	2:02.838	2:00.040	1:59.380	1:58.516	1:57.458	2:51.740	2:09.161	2:00.656
	10	1:55.876	1:54.670	1:53.935	<b>1:53.257</b>						
48	Laurence GUDE (TAS)	2:36.250	2:12.452	2:09.620	2:10.694	4:09.578	2:19.791	2:12.916	2:07.690	2:05.850	2:03.519
	10	2:04.727	2:01.444	<b>1:59.812</b>							
49	Brendan CLARKE (QLD)	2:18.573	1:59.276	1:56.658	1:55.252	1:54.574	1:54.740	1:54.274	1:52.214	1:51.759	1:51.607
	10	1:51.317	1:51.686	1:50.918	1:52.333	1:50.985	<b>1:49.418</b>				
52	Ryan TAYLOR (VIC)	2:15.311	2:00.795	1:59.569	1:58.714	7:45.920	5:56.004	2:06.573	1:55.509	1:54.598	<b>1:53.790</b>
58	Anthony QUINN (NSW)	2:48.046	2:20.918	2:14.454	2:12.138	2:10.554	<b>2:09.600</b>				
68	Glenn SCOTT (NSW)	2:22.032	1:59.061	1:59.116	1:55.779	4:06.661	2:07.128	1:57.586	1:52.821	1:52.143	1:50.193
	10	1:49.964	1:48.625	1:48.189	1:49.336	<b>1:47.890</b>					
82	Chris QUINN (NSW)	2:24.628	2:10.212	1:58.331	1:56.243	1:55.570	3:59.265	2:08.682	1:54.612	1:52.905	2:15.986
	10	1:53.144	<b>1:51.642</b>								
95	Paul YOUNG (SA)	2:24.907	1:58.592	2:57.377	2:06.575	1:55.293	1:52.786	1:52.816	1:54.153	6:36.912	2:05.181
	10	<b>1:50.330</b>	1:50.363								
96	Aaron GOBERT (NSW)	2:18.733	2:02.185	1:58.672	1:56.112	6:24.868	2:06.446	1:54.312	1:51.932	1:51.927	1:50.824
	10	1:50.916	<b>1:50.082</b>								

\*\*\* Intermediate timing point 2 not working for the majority of the session \*\*\*

\*\*\* Indicative qualifying time - 2:04.073 \*\*\*

The results are provisional until the end of the time limit for protests and appeals.

Chief Time Keeper - Scott Laing

Clerk of Course - Tom Williams




Computime Race Timing Systems Pty Ltd © 1996-2008

[www.computime.com.au](http://www.computime.com.au)

COMPUTIME RACE TIMING SYSTEMS PTY LTD

9 Timber Lane, Glen Waverley, Vic 3150. Ph : 0418 17 13 17

E-mail : [scott@computime.com.au](mailto:scott@computime.com.au)





2011



# Round 8 : Phillip Island Grand Prix Circuit : November 18 - 20

## SUPERSPORT Qualifying 1

Started at: 10:10:49  
Laps: 30 Min  
Starters: 17  
Printed at: 10:45

Date: 19/11/11  
Event: Q05  
Weather: Rain clearing - Temp: 17.8C  
Track: Very wet - Temp: 20.0C

### PROVISIONAL SPLIT TIMES

Lap	Split 1	Split 2	Split 3	Lap Time	Lap	Split 1	Split 2	Split 3	Lap Time
<b>3 Michael JONES (QLD) (7th)</b>					<b>36 Brad GROSS (QLD) (13th)</b>				
1	51.841	1:25.567		2:17.408	1	58.056	1:30.581		2:28.637
2	39.216	1:20.256		1:59.472	2	41.379	1:25.158		2:06.537
3	38.622	1:17.508		1:56.130	3	40.300	1:22.538		2:02.838
4	36.999	1:15.682		1:52.681	4	39.594	1:20.446		2:00.040
5	36.488	3:41.423		4:17.911	5	38.758	1:20.622		1:59.380
6	48.865	47.702	31.412	2:07.979	6	38.849	1:19.667		1:58.516
7	36.435	44.154	<b>30.521</b>	1:51.110	7	38.444	1:19.014		1:57.458
8	36.630	44.099	30.582	1:51.311	8	42.189	50.338	1:19.213	2:51.740
9	<b>35.789</b>	<b>43.906</b>	30.606	<b>1:50.301</b>	9	48.028	<b>48.587</b>	32.546	2:09.161
10	39.220	48.462	31.839	1:59.521	10	38.838	49.994	<b>31.824</b>	2:00.656
<b>12 Kevin CURTAIN (VIC) (4th)</b>					<b>48 Laurence GUDE (TAS) (15th)</b>				
1	50.815	1:24.815		2:15.630	1	59.182	1:37.068		2:36.250
2	39.129	1:21.217		2:00.346	2	43.398	1:29.054		2:12.452
3	38.327	1:18.463		1:56.790	3	42.183	1:27.437		2:09.620
4	37.401	1:16.824		1:54.225	4	43.005	1:27.689		2:10.694
5	36.786	1:16.729		1:53.515	5	41.790	3:27.788		4:09.578
6	37.423	1:16.657		1:54.080	6	51.660	52.369	35.762	2:19.791
7	36.768	1:15.002		1:51.770	7	41.793	55.075	36.048	2:12.916
8	38.056	46.933	2:15.632	3:40.621	8	41.052	<b>51.244</b>	<b>35.394</b>	2:07.690
9	49.900	45.581	30.760	2:06.241	9	41.112	1:24.738		2:05.850
10	35.911	<b>44.056</b>	<b>30.053</b>	1:50.020	10	40.429	1:23.090		2:03.519
11	<b>35.712</b>	1:13.318		<b>1:49.030</b>	11	39.547	1:25.180		2:04.727
12	36.158	1:13.198		1:49.356	12	39.109	1:22.335		2:01.444
13	35.803	1:13.850		1:49.653	13	<b>38.656</b>	1:21.156		<b>1:59.812</b>
<b>16 Christan CASELLA (VIC) (16th)</b>					<b>49 Brendan CLARKE (QLD) (5th)</b>				
1	48.591	1:25.243		2:13.834	1	53.254	1:25.319		2:18.573
2	41.214	2:37.946		3:19.160	2	39.946	1:19.330		1:59.276
3	47.069	1:21.877		2:08.946	3	38.332	1:18.326		1:56.658
4	39.842	1:20.088		<b>1:59.930</b>	4	37.944	1:17.308		1:55.252
5	39.717	2:28.119		3:07.836	5	37.764	1:16.810		1:54.574
6	46.645	<b>48.163</b>	<b>32.821</b>	2:07.629	6	37.169	1:17.571		1:54.740
7	43.992	54.664	32.935	2:11.591	7	38.090	1:16.484		1:54.274
8	44.063	53.646	2:28.296	4:06.005					
9	49.210	1:20.241		2:09.451					
10	<b>39.508</b>	1:22.360		2:01.868					

*Scott Laing*

Chief Time Keeper - Scott Laing

*Tom Williams*

Clerk of Course - Tom Williams




Computime Race Timing Systems Pty Ltd © 1996-2008

[www.computime.com.au](http://www.computime.com.au)

**COMPUTIME RACE TIMING SYSTEMS PTY LTD**

9 Timber Lane, Glen Waverley, Vic 3150. Ph : 0418 17 13 17

E-mail : [scott@computime.com.au](mailto:scott@computime.com.au)





2011



# Round 8 : Phillip Island Grand Prix Circuit : November 18 - 20

## SUPERSPORT Qualifying 1

Started at: 10:10:49  
Laps: 30 Min  
Starters: 17  
Printed at: 10:45

Date: 19/11/11  
Event: Q05  
Weather: Rain clearing - Temp: 17.8C  
Track: Very wet - Temp: 20.0C

### PROVISIONAL SPLIT TIMES

Lap	Split 1	Split 2	Split 3	Lap Time	Lap	Split 1	Split 2	Split 3	Lap Time
<b>17 Samuel LAMBERT (NT) (12th)</b>					8	36.806	44.387	31.021	1:52.214
1	55.984	1:30.772		2:26.756	9	36.533	44.372	30.854	1:51.759
2	41.025	1:27.900		2:08.925	10	36.534	44.338	30.735	1:51.607
3	40.447	1:22.178		2:02.625	11	36.441	<b>44.176</b>	<b>30.700</b>	1:51.317
4	39.737	1:23.199		2:02.936	12	36.649	1:15.037		1:51.686
5	38.506	1:20.209		1:58.715	13	36.538	1:14.380		1:50.918
6	38.309	1:19.258		1:57.567	14	36.460	1:15.873		1:52.333
7	37.869	46.740	31.905	1:56.514	15	35.989	1:14.996		1:50.985
8	37.636	46.454	31.598	1:55.688	16	<b>35.917</b>	1:13.501		<b>1:49.418</b>
9	37.479	<b>46.377</b>	<b>31.316</b>	1:55.172	<b>52 Ryan TAYLOR (VIC) (14th)</b>				
10	37.286	47.246	31.750	1:56.282	1	51.962	1:23.349		2:15.311
11	36.985	1:23.268		2:00.253	2	39.089	1:21.706		2:00.795
12	38.228	1:17.980		1:56.208	3	38.976	1:20.593		1:59.569
13	37.224	1:16.547		1:53.771	4	37.605	1:21.109		1:58.714
14	<b>36.384</b>	1:16.017		<b>1:52.401</b>	5	38.130	7:07.790		7:45.920
15	36.594	1:19.133		1:55.727	6	57.966	<b>52.001</b>	<b>4:06.037</b>	5:56.004
<b>20 Rick OLSON (VIC) (9th)</b>					7	46.642	1:19.931		2:06.573
1	50.984	1:23.710		2:14.694	8	37.700	1:17.809		1:55.509
2	37.659	1:17.410		1:55.069	9	37.255	1:17.343		1:54.598
3	36.297	1:16.712		1:53.009	10	<b>36.590</b>	1:17.200		<b>1:53.790</b>
4	39.998	3:56.315		4:36.313	<b>58 Anthony QUINN (NSW) (17th)</b>				
5	48.840	1:19.174		2:08.014	1	1:07.417	1:40.629		2:48.046
6	37.056	45.827	30.917	1:53.800	2	46.672	1:34.246		2:20.918
7	36.361	45.115	30.969	1:52.445	3	44.897	1:29.557		2:14.454
8	36.114	44.849	<b>30.338</b>	1:51.301	4	43.672	1:28.466		2:12.138
9	36.251	<b>44.365</b>	31.953	1:52.569	5	42.969	1:27.585		2:10.554
10	40.427	2:40.950		3:21.377	6	<b>42.754</b>	<b>51.612</b>	<b>35.234</b>	<b>2:09.600</b>
11	52.104	1:18.655		2:10.759	<b>68 Glenn SCOTT (NSW) (1st)</b>				
12	36.408	1:15.744		1:52.152	1	54.043	1:27.989		2:22.032
13	<b>35.812</b>	1:15.045		<b>1:50.857</b>	2	38.960	1:20.101		1:59.061
<b>21 Nicholas WATERS (VIC) (10th)</b>					3	38.877	1:20.239		1:59.116
1	56.625	1:28.196		2:24.821	4	37.476	1:18.303		1:55.779
2	41.010	1:22.771		2:03.781	5	37.181	3:29.480		4:06.661
3	38.907	1:19.981		1:58.888	6	49.959	1:17.169		2:07.128
4	37.796	1:19.255		1:57.051	7	40.137	46.110	31.339	1:57.586
5	38.584	1:19.353		1:57.937	8	36.713	35.021	31.087	1:52.821
6	37.416	1:17.951		1:55.367					

Chief Time Keeper - Scott Laing

Clerk of Course - Tom Williams




Computime Race Timing Systems Pty Ltd © 1996-2008

[www.computime.com.au](http://www.computime.com.au)

**COMPUTIME RACE TIMING SYSTEMS PTY LTD**

9 Timber Lane, Glen Waverley, Vic 3150. Ph : 0418 17 13 17

E-mail : [scott@computime.com.au](mailto:scott@computime.com.au)





2011



# Round 8 : Phillip Island Grand Prix Circuit : November 18 - 20

## SUPERSPORT Qualifying 1

Started at: 10:10:49  
Laps: 30 Min  
Starters: 17  
Printed at: 10:45

Date: 19/11/11  
Event: Q05  
Weather: Rain clearing - Temp: 17.8C  
Track: Very wet - Temp: 20.0C

### PROVISIONAL SPLIT TIMES

Lap	Split 1	Split 2	Split 3	Lap Time	Lap	Split 1	Split 2	Split 3	Lap Time
7	37.375	1:18.704		1:56.079	9	36.205	45.374	30.564	1:52.143
8	37.077	46.080	32.401	1:55.558	10	35.783	<b>44.317</b>	<b>30.093</b>	1:50.193
9	37.463	45.754	31.885	1:55.102	11	35.711	1:14.253		1:49.964
10	36.887	45.470	31.166	1:53.523	12	35.406	1:13.219		1:48.625
11	36.274	<b>44.857</b>	<b>31.114</b>	1:52.245	13	35.099	1:13.090		1:48.189
12	36.655	2:28.864		3:05.519	14	<b>35.063</b>	1:14.273		1:49.336
13	43.916	1:16.770		2:00.686	15	35.075	1:12.815		<b>1:47.890</b>
14	35.997	1:15.213		<b>1:51.210</b>					
15	<b>35.994</b>	1:15.958		1:51.952					
<b>25 Brodie WATERS (VIC) (3rd)</b>					<b>82 Chris QUINN (NSW) (11th)</b>				
1	57.901	1:29.973		2:27.874	1	54.859	1:29.769		2:24.628
2	40.536	1:21.759		2:02.295	2	40.492	1:29.720		2:10.212
3	38.564	1:18.040		1:56.604	3	38.132	1:20.199		1:58.331
4	37.526	1:17.087		1:54.613	4	37.241	1:19.002		1:56.243
5	43.259	48.918	1:44.350	3:16.527	5	37.416	1:18.154		1:55.570
6	51.637	48.356	32.410	2:12.403	6	37.489	47.137	2:34.639	3:59.265
7	37.579	45.044	30.891	1:53.514	7	49.497	47.227	31.958	2:08.682
8	36.052	<b>43.908</b>	<b>30.065</b>	1:50.025	8	37.555	<b>45.703</b>	<b>31.354</b>	1:54.612
9	35.280	1:13.060		<b>1:48.340</b>	9	36.778	1:16.127		1:52.905
10	43.922	1:25.360		2:09.282	10	40.098	1:35.888		2:15.986
11	35.609	1:20.794		1:56.403	11	36.718	1:16.426		1:53.144
12	<b>35.134</b>	1:13.685		1:48.819	12	<b>35.965</b>	1:15.677		<b>1:51.642</b>
<b>35 Mitchell CARR (NSW) (2nd)</b>					<b>95 Paul YOUNG (SA) (8th)</b>				
1	52.319	1:26.091		2:18.410	1	57.116	1:27.791		2:24.907
2	39.001	1:20.794		1:59.795	2	39.528	1:19.064		1:58.592
3	37.567	1:20.248		1:57.815	3	37.735	2:19.642		2:57.377
4	36.623	1:17.749		1:54.372	4	47.872	1:18.703		2:06.575
5	40.426	1:24.434		2:04.860	5	37.276	1:18.017		1:55.293
6	36.574	1:18.056		1:54.630	6	36.819	1:15.967		1:52.786
7	36.887	1:16.719		1:53.606	7	36.804	<b>45.031</b>	<b>30.981</b>	1:52.816
8	36.358	45.327	30.651	1:52.336	8	37.301	45.326	31.526	1:54.153
9	36.300	<b>44.580</b>	<b>30.410</b>	1:51.290	9	39.222	47.680	5:10.010	6:36.912
10	38.000	48.887	2:22.951	3:49.838	10	48.008	1:17.173		2:05.181
11	47.519	1:17.479		2:04.998	11	36.180	1:14.150		<b>1:50.330</b>
12	35.392	1:13.408		1:48.800	12	<b>36.011</b>	1:14.352		1:50.363
13	35.704	1:13.570		1:49.274	<b>96 Aaron GOBERT (NSW) (6th)</b>				
14	<b>35.028</b>	1:13.789		1:48.817	1	52.428	1:26.305		2:18.733
					2	40.115	1:22.070		2:02.185

Chief Time Keeper - Scott Laing

Clerk of Course - Tom Williams



Computime Race Timing Systems Pty Ltd © 1996-2008

[www.computime.com.au](http://www.computime.com.au)

**COMPUTIME RACE TIMING SYSTEMS PTY LTD**

9 Timber Lane, Glen Waverley, Vic 3150. Ph : 0418 17 13 17

E-mail : [scott@computime.com.au](mailto:scott@computime.com.au)





2011



# Round 8 : Phillip Island Grand Prix Circuit : November 18 - 20

## SUPERSPORT Qualifying 1

Started at: 10:10:49  
Laps: 30 Min  
Starters: 17  
Printed at: 10:45

Date: 19/11/11  
Event: Q05  
Weather: Rain clearing - Temp: 17.8C  
Track: Very wet - Temp: 20.0C

### PROVISIONAL SPLIT TIMES

Lap	Split 1	Split 2	Split 3	Lap Time	Lap	Split 1	Split 2	Split 3	Lap Time
15	35.149	1:13.147		<u>1:48.296</u>	3	38.911	1:19.761		1:58.672
					4	37.838	1:18.274		1:56.112
					5	38.344	5:46.524		6:24.868
					6	46.648	47.851	31.947	2:06.446
					7	37.309	<b>45.871</b>	<u>31.132</u>	1:54.312
					8	36.205	1:15.727		1:51.932
					9	36.205	1:15.722		1:51.927
					10	36.176	1:14.648		1:50.824
					11	<u>35.969</u>	1:14.947		1:50.916
					12	36.060	1:14.022		<u>1:50.082</u>

\*\*\* Intermediate timing point 2 not working for the majority of the session \*\*\*

\*\*\* Indicative qualifying time - 2:04.073 \*\*\*

The results are provisional until the end of the time limit for protests and appeals.

Chief Time Keeper - Scott Laing

Clerk of Course - Tom Williams




Computime Race Timing Systems Pty Ltd © 1996-2008

[www.computime.com.au](http://www.computime.com.au)

**COMPUTIME RACE TIMING SYSTEMS PTY LTD**

9 Timber Lane, Glen Waverley, Vic 3150. Ph : 0418 17 13 17

E-mail : [scott@computime.com.au](mailto:scott@computime.com.au)





2011



# Round 8 : Phillip Island Grand Prix Circuit : November 18 - 20

## SUPERSPORT Qualifying 1

Started at: 10:10:49  
Laps: 30 Min  
Starters: 17  
Printed at: 10:45

Date: 19/11/11  
Event: Q05  
Weather: Rain clearing - Temp: 17.8C  
Track: Very wet - Temp: 20.0C

### PROVISIONAL FASTEST LAPS SEQUENCE

Race Time	No	Name	Machine	Fastest Lap	On Lap
2:56.965	52	Ryan TAYLOR (VIC)	Yamaha YZF-R6	2:15.311	1
3:25.334	20	Rick OLSON (VIC)	Yamaha YZF-R6	2:14.694	1
4:55.648	16	Christan CASELLA (VIC)	Triumph Daytona	2:13.834	1
4:57.760	52	Ryan TAYLOR (VIC)	Yamaha YZF-R6	2:00.795	2
4:58.129	68	Glenn SCOTT (NSW)	Kawasaki ZX6R	1:59.061	2
5:20.403	20	Rick OLSON (VIC)	Yamaha YZF-R6	1:55.069	2
7:13.412	20	Rick OLSON (VIC)	Yamaha YZF-R6	1:53.009	3
9:04.148	3	Michael JONES (QLD)	Yamaha YZF-R6	1:52.681	4
14:38.042	12	Kevin CURTAIN (VIC)	Yamaha YZF-R6	1:51.770	7
17:21.148	3	Michael JONES (QLD)	Yamaha YZF-R6	1:51.110	7
21:02.760	3	Michael JONES (QLD)	Yamaha YZF-R6	1:50.301	9
22:14.924	12	Kevin CURTAIN (VIC)	Yamaha YZF-R6	1:50.020	10
24:03.954	12	Kevin CURTAIN (VIC)	Yamaha YZF-R6	1:49.030	11
24:57.338	25	Brodie WATERS (VIC)	Suzuki GSX-R	1:48.340	9
28:06.334	68	Glenn SCOTT (NSW)	Kawasaki ZX6R	1:48.189	13
31:43.560	68	Glenn SCOTT (NSW)	Kawasaki ZX6R	1:47.890	15

\*\*\* Intermediate timing point 2 not working for the majority of the session \*\*\*

\*\*\* Indicative qualifying time - 2:04.073 \*\*\*

The results are provisional until the end of the time limit for protests and appeals.

.....  
Chief Time Keeper - Scott Laing

.....  
Clerk of Course - Tom Williams




Computime Race Timing Systems Pty Ltd © 1996-2008

[www.computime.com.au](http://www.computime.com.au)

**COMPUTIME RACE TIMING SYSTEMS PTY LTD**

9 Timber Lane, Glen Waverley, Vic 3150. Ph : 0418 17 13 17

E-mail : [scott@computime.com.au](mailto:scott@computime.com.au)





2011



# Round 8 : Phillip Island Grand Prix Circuit : November 18 - 20

## SUPERSPORT Qualifying 1

Date: 19/11/11  
 Event: Q05  
 Weather: Rain clearing - Temp: 17.8C  
 Track: Very wet - Temp: 20.0C

Started at: 10:10:49  
 Laps: 30 Min  
 Starters: 17  
 Printed at: 10:45

### PROVISIONAL BEST PARTIAL TIMES

Pos	Name	Split 1		Split 2		Split 3		LAP	Ideal	Fastest
		Time	Name	Time	Name	Time	Name			
1	M. CARR	35.028	M. JONES	43.906	K. CURTAIN	30.053	G. SCOTT	1:47.890	1:47.890	
2	G. SCOTT	35.063	B. WATERS	43.908	B. WATERS	30.065	M. CARR	1:48.296	1:48.296	
3	B. WATERS	35.134	K. CURTAIN	44.056	G. SCOTT	30.093	B. WATERS	1:48.340	1:48.340	
4	K. CURTAIN	35.379	B. CLARKE	44.176	R. OLSON	30.338	K. CURTAIN	1:49.030	1:49.030	
5	M. JONES	35.789	G. SCOTT	44.317	M. CARR	30.410	B. CLARKE	1:49.418	1:49.418	
6	R. OLSON	35.812	R. OLSON	44.365	M. JONES	30.521	A. GOBERT	1:50.082	1:50.082	
7	B. CLARKE	35.917	M. CARR	44.580	B. CLARKE	30.700	M. JONES	1:50.216	1:50.301	
8	C. QUINN	35.965	N. WATERS	44.857	P. YOUNG	30.981	P. YOUNG	1:50.330	1:50.330	
9	A. GOBERT	35.969	P. YOUNG	45.031	N. WATERS	31.114	R. OLSON	1:50.515	1:50.857	
10	N. WATERS	35.994	C. QUINN	45.703	A. GOBERT	31.132	N. WATERS	1:51.210	1:51.210	
11	P. YOUNG	36.011	A. GOBERT	45.871	S. LAMBERT	31.316	C. QUINN	1:51.642	1:51.642	
12	S. LAMBERT	36.384	S. LAMBERT	46.377	C. QUINN	31.354	S. LAMBERT	1:52.401	1:52.401	
13	R. TAYLOR	36.590	C. CASELLA	48.163	B. GROSS	31.824	B. GROSS	1:53.257	1:53.257	
14	B. GROSS	37.233	B. GROSS	48.587	C. CASELLA	32.821	R. TAYLOR	1:53.790	1:53.790	
15	L. GUDE	38.656	L. GUDE	51.244	A. QUINN	35.234	L. GUDE	1:59.812	1:59.812	
16	C. CASELLA	39.508	A. QUINN	51.612	L. GUDE	35.394	C. CASELLA	1:59.930	1:59.930	
17	A. QUINN	42.754	R. TAYLOR	52.001	R. TAYLOR	1:20.593	A. QUINN	2:09.600	2:09.600	

\*\*\* Intermediate timing point 2 not working for the majority of the session \*\*\*

\*\*\* Indicative qualifying time - 2:04.073 \*\*\*

The results are provisional until the end of the time limit for protests and appeals.

*Scott Laing*  
 Chief Time Keeper - Scott Laing

*Tom Williams*  
 Clerk of Course - Tom Williams



Computime Race Timing Systems Pty Ltd © 1996-2008

[www.computime.com.au](http://www.computime.com.au)

**COMPUTIME RACE TIMING SYSTEMS PTY LTD**

9 Timber Lane, Glen Waverley, Vic 3150. Ph : 0418 17 13 17

E-mail : [scott@computime.com.au](mailto:scott@computime.com.au)

