



2012



## Round 7 : Queensland Raceway : September 14 - 16

### SUPERLITES

### Race 2

Date: 16/09/12  
 Event: R08  
 Weather: Sunny - Temp: 20.9C  
 Track: Dry - Temp: 36.3C

Started at: 10:05:12  
 Laps: 9  
 Starters: 8  
 Printed at: 10:21

### PROVISIONAL CLASSIFICATION

Pos	No	Gr	Name	Class	Machine	Laps	Race Time	Behind	Fastest Lap	On Lap
1	52	J	Corey TURNER (QLD) / K1 Racing	M3	Honda NSF 250	9	11:52.833		1:18.084	7
2	87	C	Zac LEVY (QLD) / Puma RVs / Victorian Motorcycle Wreckers	M3	Honda NSF 250	9	12:01.801	8.968	1:18.842	5
3	71	B	Lincoln GILDING (QLD) / K1 Racing / Northern Volks /	M3	Honda K1R 250	9	12:23.174	30.341	1:21.119	2
4	75	D	Lachlan KAVNEY (QLD) / Kingaroy M- cycles / Crackman NDT / Motul	M3	Honda NSF 250	9	12:25.840	33.007	1:21.728	2
5	7	A	Lachlan HILL (VIC) / Shark Helmets / Ultra Cut Hamilton / Promecha Suspension	SL	Yamaha TZ 125	9	12:33.452	40.619	1:20.263	6
6	69		Jake THOMAS (SA) / SA Motorcycles / Draggin Jeans / SNJ Transport	SL	Honda RS 125	9	12:36.153	43.320	1:22.978	5
DNF	65	D	Hudson PITT (SA) / All Bake Services / Alpinestars / Underground Designs	M3	Honda NSF 250	8	10:34.076	1 Lap	1:18.087	7
DNF	99		Zac ZANESCO (NSW) / Draggin Jeans / F & R McNabb (Caltex) Griffith / Racetrax	SL	Honda RS 125	6	8:30.498	3 Laps	1:23.644	2


Fastest Lap was 1:18.084 by Corey TURNER (QLD)

Current race record for 125GP class - 1:16.983 by Josh BROOKES (NSW) on a Honda RS 125 set on 04/06/00

New race lap record for M3 class - Previous: 1:18.104 by Hudson PITT (SA) on a Honda NSF 250 set on 15/09/12

The results are provisional until the end of the time limit for protests and appeals.

  
 Chief Time Keeper - Scott Laing

  
 Clerk of Course - Tom Williams



Computime Race Timing Systems Pty Ltd © 1996-2008


Licensed to Computime Race Timing Systems

[www.computime.com.au](http://www.computime.com.au)

**COMPUTIME RACE TIMING SYSTEMS PTY LTD**

9 Timber Lane, Glen Waverley, Vic 3150. Ph : 0418 17 13 17

E-mail : [scott@computime.com.au](mailto:scott@computime.com.au)





2012



## Round 7 : Queensland Raceway : September 14 - 16

### SUPERLITES

### Race 2

Date: 16/09/12  
 Event: R08  
 Weather: Sunny - Temp: 20.9C  
 Track: Dry - Temp: 36.3C

Started at: 10:05:12  
 Laps: 9  
 Starters: 8  
 Printed at: 10:21

### PROVISIONAL LAP TIMES

No	Name	Lap 1	Lap 2	Lap 3	Lap 4	Lap 5	Lap 6	Lap 7	Lap 8	Lap 9
7	Lachlan HILL (VIC)	1:35.780	1:21.470	1:20.373	1:20.483	1:20.898	<b>1:20.263</b>	1:21.113	1:21.064	1:32.008
52	Corey TURNER (QLD)	1:23.935	1:19.107	1:19.083	1:18.529	1:19.015	1:18.220	<b>1:18.084</b>	1:18.236	1:18.624
65	Hudson PITT (SA)	1:24.315	1:18.976	1:18.478	1:18.818	1:18.744	1:18.184	<b>1:18.087</b>	1:18.474	
69	Jake THOMAS (SA)	1:27.832	1:23.179	1:23.325	1:23.627	<b>1:22.978</b>	1:23.562	1:23.743	1:23.451	1:24.456
71	Lincoln GILDING (QLD)	1:26.904	<b>1:21.119</b>	1:21.496	1:22.011	1:22.271	1:22.791	1:22.450	1:22.675	1:21.457
75	Lachlan KAVNEY (QLD)	1:27.124	<b>1:21.728</b>	1:22.450	1:22.868	1:22.539	1:22.245	1:22.197	1:22.155	1:22.534
87	Zac LEVY (QLD)	1:24.009	1:19.361	1:19.025	1:19.153	<b>1:18.842</b>	1:19.118	1:19.784	1:20.911	1:21.598
99	Zac ZANESCO (NSW)	1:28.997	<b>1:23.644</b>	1:23.848	1:24.150	1:24.801	1:25.058			

The results are provisional until the end of the time limit for protests and appeals.

*Scott Laing*

Chief Time Keeper - Scott Laing

*Tom Williams*

Clerk of Course - Tom Williams



Computime Race Timing Systems Pty Ltd © 1996-2008


Licensed to Computime Race Timing Systems

[www.computime.com.au](http://www.computime.com.au)

**COMPUTIME RACE TIMING SYSTEMS PTY LTD**

9 Timber Lane, Glen Waverley, Vic 3150. Ph : 0418 17 13 17

E-mail : [scott@computime.com.au](mailto:scott@computime.com.au)





2012



# Round 7 : Queensland Raceway : September 14 - 16

## SUPERLITES

### Race 2

Date: 16/09/12  
 Event: R08  
 Weather: Sunny - Temp: 20.9C  
 Track: Dry - Temp: 36.3C

Started at: 10:05:12  
 Laps: 9  
 Starters: 8  
 Printed at: 10:21

### PROVISIONAL SPLIT TIMES

Lap	Split 1	Split 2	Split 3	Lap Time	Lap	Split 1	Split 2	Split 3	Lap Time
<b>7 Lachlan HILL (VIC) (5th)</b>					<b>69 Jake THOMAS (SA) (6th)</b>				
1	41.338	35.596	18.846	1:35.780	1	33.031	35.776	<b>19.025</b>	1:27.832
2	27.902	34.835	18.733	1:21.470	2	<b>27.962</b>	36.045	19.172	1:23.179
3	27.436	<b>34.505</b>	18.432	1:20.373	3	28.175	35.994	19.156	1:23.325
4	<b>27.275</b>	34.538	18.670	1:20.483	4	28.269	36.137	19.221	1:23.627
5	27.705	34.614	18.579	1:20.898	5	28.158	<b>35.703</b>	19.117	<b>1:22.978</b>
6	27.320	34.575	<b>18.368</b>	<b>1:20.263</b>	6	28.390	35.992	19.180	1:23.562
7	27.889	34.687	18.537	1:21.113	7	28.586	36.000	19.157	1:23.743
8	27.512	34.673	18.879	1:21.064	8	28.311	36.047	19.093	1:23.451
9	27.475	42.782	21.751	1:32.008	9	28.416	36.234	19.806	1:24.456
<b>52 Corey TURNER (QLD) (1st)</b>					<b>71 Lincoln GILDING (QLD) (3rd)</b>				
1	31.555	34.171	18.209	1:23.935	1	33.067	35.156	<b>18.681</b>	1:26.904
2	26.747	34.173	18.187	1:19.107	2	<b>27.444</b>	<b>34.910</b>	18.765	<b>1:21.119</b>
3	26.771	34.208	18.104	1:19.083	3	27.542	35.193	18.761	1:21.496
4	<b>26.402</b>	34.061	18.066	1:18.529	4	27.594	35.409	19.008	1:22.011
5	27.254	33.769	17.992	1:19.015	5	27.709	35.703	18.859	1:22.271
6	26.468	33.900	<b>17.852</b>	1:18.220	6	28.028	35.551	19.212	1:22.791
7	26.587	<b>33.599</b>	17.898	<b>1:18.084</b>	7	28.169	35.340	18.941	1:22.450
8	26.411	33.800	18.025	1:18.236	8	28.027	35.414	19.234	1:22.675
9	26.564	33.615	18.445	1:18.624	9	27.477	35.162	18.818	1:21.457
<b>65 Hudson PITT (SA) (DNF)</b>					<b>75 Lachlan KAVNEY (QLD) (4th)</b>				
1	31.850	34.080	18.385	1:24.315	1	32.653	35.434	19.037	1:27.124
2	<b>26.592</b>	34.113	18.271	1:18.976	2	<b>27.605</b>	35.246	18.877	<b>1:21.728</b>
3	26.633	33.826	18.019	1:18.478	3	27.785	35.724	18.941	1:22.450
4	26.733	34.200	<b>17.885</b>	1:18.818	4	27.968	35.801	19.099	1:22.868
5	26.877	33.821	18.046	1:18.744	5	27.917	35.673	18.949	1:22.539
6	26.705	33.500	17.979	1:18.184	6	28.010	35.257	18.978	1:22.245
7	26.720	<b>33.458</b>	17.909	<b>1:18.087</b>	7	28.340	<b>35.141</b>	<b>18.716</b>	1:22.197
8	26.832	33.664	17.978	1:18.474	8	27.747	35.530	18.878	1:22.155
					9	27.807	35.540	19.187	1:22.534
					<b>87 Zac LEVY (QLD) (2nd)</b>				
					1	31.644	34.168	18.197	1:24.009
					2	26.798	34.140	18.423	1:19.361
					3	<b>26.628</b>	34.127	18.270	1:19.025

*Scott Laing*  
 Chief Time Keeper - Scott Laing

*Tom Williams*  
 Clerk of Course - Tom Williams




Computime Race Timing Systems Pty Ltd © 1996-2008  
 Licensed to Computime Race Timing Systems

[www.computime.com.au](http://www.computime.com.au)

COMPUTIME RACE TIMING SYSTEMS PTY LTD

9 Timber Lane, Glen Waverley, Vic 3150. Ph : 0418 17 13 17

E-mail : [scott@computime.com.au](mailto:scott@computime.com.au)





2012



### Round 7 : Queensland Raceway : September 14 - 16

#### SUPERLITES

#### Race 2

Date: 16/09/12  
Event: R08  
Weather: Sunny - Temp: 20.9C  
Track: Dry - Temp: 36.3C

Started at: 10:05:12  
Laps: 9  
Starters: 8  
Printed at: 10:21

#### PROVISIONAL SPLIT TIMES

Lap	Split 1	Split 2	Split 3	Lap Time	Lap	Split 1	Split 2	Split 3	Lap Time
					4	26.722	34.259	18.172	1:19.153
					5	26.825	<b>33.936</b>	<b>18.081</b>	<b>1:18.842</b>
					6	26.715	34.266	18.137	1:19.118
					7	26.870	34.531	18.383	1:19.784
					8	27.357	34.887	18.667	1:20.911
					9	27.425	35.405	18.768	1:21.598
<b>99 Zac ZANESCO (NSW) (DNF)</b>									
					1	33.647	36.085	19.265	1:28.997
					2	<b>28.363</b>	<b>36.030</b>	<b>19.251</b>	<b>1:23.644</b>
					3	28.430	36.114	19.304	1:23.848
					4	28.786	36.094	19.270	1:24.150
					5	28.875	36.335	19.591	1:24.801
					6	28.826	36.565	19.667	1:25.058

The results are provisional until the end of the time limit for protests and appeals.

Chief Time Keeper - Scott Laing

Clerk of Course - Tom Williams




Computime Race Timing Systems Pty Ltd © 1996-2008  
Licensed to Computime Race Timing Systems

[www.computime.com.au](http://www.computime.com.au)

**COMPUTIME RACE TIMING SYSTEMS PTY LTD**

9 Timber Lane, Glen Waverley, Vic 3150. Ph : 0418 17 13 17

E-mail : [scott@computime.com.au](mailto:scott@computime.com.au)





2012



### Round 7 : Queensland Raceway : September 14 - 16

#### SUPERLITES

#### Race 2

Date: 16/09/12  
Event: R08  
Weather: Sunny - Temp: 20.9C  
Track: Dry - Temp: 36.3C

Started at: 10:05:12  
Laps: 9  
Starters: 8  
Printed at: 10:21

#### PROVISIONAL FASTEST LAPS SEQUENCE

Lap	Race Pos	No	Name	Machine	Fastest Lap	On Lap
1	1	52	Corey TURNER (QLD)	Honda NSF 250	1:23.935	1
2	1	52	Corey TURNER (QLD)	Honda NSF 250	1:19.107	2
2	2	65	Hudson PITT (SA)	Honda NSF 250	1:18.976	2
3	1	65	Hudson PITT (SA)	Honda NSF 250	1:18.478	3
6	1	65	Hudson PITT (SA)	Honda NSF 250	1:18.184	6
7	1	65	Hudson PITT (SA)	Honda NSF 250	1:18.087	7
7	2	52	Corey TURNER (QLD)	Honda NSF 250	1:18.084	7

The results are provisional until the end of the time limit for protests and appeals.

Chief Time Keeper - Scott Laing

Clerk of Course - Tom Williams



Computime Race Timing Systems Pty Ltd © 1996-2008


Licensed to Computime Race Timing Systems

[www.computime.com.au](http://www.computime.com.au)

**COMPUTIME RACE TIMING SYSTEMS PTY LTD**

9 Timber Lane, Glen Waverley, Vic 3150. Ph : 0418 17 13 17

E-mail : [scott@computime.com.au](mailto:scott@computime.com.au)





2012



# Round 7 : Queensland Raceway : September 14 - 16

## SUPERLITES

### Race 2

Date: 16/09/12  
Event: R08  
Weather: Sunny - Temp: 20.9C  
Track: Dry - Temp: 36.3C

Started at: 10:05:12  
Laps: 9  
Starters: 8  
Printed at: 10:21

### PROVISIONAL LAP SHEET

Lap 1		Lap 2		Lap 3		Lap 4		Lap 5		Lap 6		Lap 7		Lap 8		Lap 9	
1:23.935	52	2:43.042	52	4:01.769	65	5:20.587	65	6:39.331	65	7:57.515	65	9:15.602	65	10:34.076	65	11:52.833	52
-0.74	87	-.249	65	-.356	52	-.067	52	-.338	52	-.374	52	-.371	52	-.133	52	-8.968	87
-3.80	65	-.328	87	-.626	87	-.961	87	-1.059	87	-1.993	87	-3.690	87	-6.127	87	-30.341	71
-2.969	71	-4.981	71	-7.750	71	-10.943	71	-14.470	71	-19.077	71	-23.440	71	-27.368	7	-33.007	75
-3.189	75	-5.810	75	-9.533	75	-13.583	75	-17.378	75	-21.439	75	-24.778	7	-27.641	71	-40.619	7
-3.897	69	-7.969	69	-12.567	69	-17.376	69	-19.673	7	-21.752	7	-25.549	75	-29.230	75	-43.320	69
-5.062	99	-9.599	99	-14.720	99	-17.519	7	-21.610	69	-26.988	69	-32.644	69	-37.621	69		
-11.845	7	-14.208	7	-15.854	7	-20.052	99	-26.109	99	-32.983	99						

The results are provisional until the end of the time limit for protests and appeals.

Chief Time Keeper - Scott Laing

Clerk of Course - Tom Williams



Computime Race Timing Systems Pty Ltd © 1996-2008


Licensed to Computime Race Timing Systems

[www.computime.com.au](http://www.computime.com.au)

COMPUTIME RACE TIMING SYSTEMS PTY LTD

9 Timber Lane, Glen Waverley, Vic 3150. Ph : 0418 17 13 17

E-mail : [scott@computime.com.au](mailto:scott@computime.com.au)





2012



QBE



MOTORCYCLING AUSTRALIA www.ma.org.au



# Round 7 : Queensland Raceway : September 14 - 16

## SUPERLITES

### Race 2

Date: 16/09/12  
Event: R08  
Weather: Sunny - Temp: 20.9C  
Track: Dry - Temp: 36.3C

Started at: 10:05:12  
Laps: 9  
Starters: 8  
Printed at: 10:21

### PROVISIONAL LAP CHART

Grid	1	2	3	4	5	6	7	8	9
52	52	52	65	65	65	65	65	65	52
65	87	65	52	52	52	52	52	52	87
87	65	87	87	87	87	87	87	87	71
71	71	71	71	71	71	71	71	7	75
7	75	75	75	75	75	75	7	71	7
75	69	69	69	69	7	7	75	75	69
69	99	99	99	7	69	69	69	69	
99	7	7	7	99	99	99			

The results are provisional until the end of the time limit for protests and appeals.

Chief Time Keeper - Scott Laing

Clerk of Course - Tom Williams



Computime Race Timing Systems Pty Ltd © 1996-2008

Licensed to Computime Race Timing Systems

[www.computime.com.au](http://www.computime.com.au)

COMPUTIME RACE TIMING SYSTEMS PTY LTD

9 Timber Lane, Glen Waverley, Vic 3150. Ph : 0418 17 13 17

E-mail : [scott@computime.com.au](mailto:scott@computime.com.au)

