



Round 7 : Queensland Raceway : September 14 - 16

SPORTS RACER

Race 2

Date: 16/09/12

Event: R13

Started at: 12:39:16

Laps: 20 Min + 0

Lap

Starters: 10

Printed at: 13:18

Weather: Sunny - Temp: 23.9C

Track: Dry - Temp: 41.7C

PROVISIONAL CLASSIFICATION

Pos	No	Gr	Name	Class	Machine	Laps	Race Time	Behind	Fastest Lap	On Lap
1	66		Aaron STEER (SA) / West Race Cars	SR2	West Suzuki Hayabusa WX10	18	21:06.615		1:09.555	3
2	98		Adam PROCTOR (NSW) / AP Racing	SR1	Stohr Suzuki GSXR WF1	18	21:15.099	8.484	1:08.982	5
3	56		James WINSLOW (UK) / West Race Cars	SR1	West Kawasaki WR 1000	18	21:18.241	11.626	1:09.393	2
4	2		Michael SHAW (NSW) / AP Racing	SR1	Stohr Suzuki GSXR WF1	18	21:26.270	19.655	1:09.584	2
5	81		Craig PERRY (NSW) / AP Racing	SR1	Stohr Suzuki GSXR WF1	18	21:38.967	32.352	1:10.762	13
6	61		Mark LAUCKE (SA) / Laucke Flour Mills	SR1	West Kawasaki WR 1000	18	21:55.794	49.179	1:11.954	7
7	18		Jon MILLS (QLD) / West Race Cars	SR1	West Kawasaki WR 1000	18	22:00.663	54.048	1:11.849	8
8	33		Michael WHITING (SA) / Taylor Collison Stock Brokers	SR1	West Kawasaki WR 1000	17	21:14.169	1 Lap	1:12.842	5
9	27		Darren BARLOW (NSW) / AP Racing	SR1	West Kawasaki WR 1000	17	21:41.286	1 Lap	1:12.736	5
10	53		Jonathon STOECKEL (SA)	SR1	West Kawasaki WR 1000	17	22:11.845	1 Lap	1:11.322	7

Fastest Lap was 1:08.982 by Adam PROCTOR (NSW)

New race lap record for SR class - Previous: 1:08.988 by Aaron STEER (SA) on a West Suzuki Hayabusa WX10 set on 15/09/12

The results are provisional until the end of the time limit for protests and appeals.

Chief Time Keeper - Scott Laing

Clerk of Course - Paul Cansdale



Computime Race Timing Systems Pty Ltd © 1996-2008


Licensed to Computime Race Timing Systems

www.computime.com.au

COMPUTIME RACE TIMING SYSTEMS PTY LTD

9 Timber Lane, Glen Waverley, Vic 3150. Ph : 0418 17 13 17

E-mail : scott@computime.com.au





Round 7 : Queensland Raceway : September 14 - 16

SPORTS RACER Race 2

Date: 16/09/12
Event: R13

Started at: 12:39:16
Laps: 20 Min + 0
Lap
Starters: 10
Printed at: 13:18

Weather: Sunny - Temp: 23.9C
Track: Dry - Temp: 41.7C

PROVISIONAL LAP TIMES

No	Name	Lap 1	Lap 2	Lap 3	Lap 4	Lap 5	Lap 6	Lap 7	Lap 8	Lap 9	Lap 10
2	Michael SHAW (NSW)	1:16.859	1:09.584	1:09.637	1:18.897	1:10.487	1:10.310	1:11.004	1:10.671	1:10.199	1:10.968
10		1:10.838	1:10.987	1:10.620	1:10.749	1:11.247	1:10.888	1:10.611	1:11.714		
18	Jon MILLS (QLD)	1:21.409	1:13.489	1:12.662	1:13.044	1:13.712	1:12.519	1:12.057	1:11.849	1:12.859	1:15.325
10		1:12.611	1:12.071	1:12.058	1:13.275	1:12.527	1:12.566	1:12.813	1:13.817		
27	Darren BARLOW (NSW)	1:22.185	1:13.388	1:13.680	1:13.102	1:12.736	1:25.061	1:22.368	1:15.306	1:15.696	1:15.292
10		1:16.471	1:16.332	1:15.660	1:16.621	1:15.883	1:14.626	1:16.879			
33	Michael WHITING (SA)	1:23.090	1:13.484	1:12.953	1:13.494	1:12.842	1:12.989	1:24.249	1:12.892	1:14.795	1:13.720
10		1:13.832	1:15.292	1:13.647	1:13.797	1:13.443	1:15.602	1:14.048			
53	Jonathon STOECKEL (SA)	1:20.418	1:11.829	1:12.242	1:12.839	1:11.992	1:12.269	1:11.322	1:12.430	1:23.958	1:14.724
10		1:18.863	1:23.562	1:26.722	1:26.727	1:24.463	1:24.812	1:22.673			
56	James WINSLOW (UK)	1:17.274	1:09.393	1:09.725	1:10.475	1:09.749	1:10.674	1:10.752	1:11.814	1:11.475	1:10.959
10		1:11.498	1:11.145	1:10.079	1:09.756	1:11.041	1:10.764	1:10.942	1:10.726		
61	Mark LAUCKE (SA)	1:18.501	1:12.133	1:12.524	1:13.249	1:14.332	1:12.305	1:11.954	1:12.182	1:13.257	1:13.198
10		1:13.282	1:13.070	1:12.167	1:12.681	1:12.419	1:12.948	1:13.068	1:12.524		
66	Aaron STEER (SA)	1:14.843	1:10.015	1:09.555	1:09.880	1:09.726	1:09.606	1:10.283	1:09.879	1:09.752	1:10.505
10		1:09.924	1:10.266	1:10.138	1:10.516	1:10.527	1:10.193	1:10.381	1:10.626		
81	Craig PERRY (NSW)	1:21.470	1:11.676	1:11.454	1:12.884	1:11.927	1:12.541	1:11.236	1:10.875	1:11.364	1:11.279
10		1:11.408	1:11.242	1:10.762	1:12.500	1:11.819	1:11.285	1:11.251	1:11.994		
98	Adam PROCTOR (NSW)	1:17.706	1:09.336	1:09.551	1:11.142	1:08.982	1:10.679	1:10.864	1:11.727	1:11.582	1:10.835
10		1:11.427	1:10.646	1:09.499	1:09.821	1:09.652	1:09.897	1:10.892	1:10.861		

The results are provisional until the end of the time limit for protests and appeals.

Chief Time Keeper - Scott Laing

Clerk of Course - Paul Cansdale



Computime Race Timing Systems Pty Ltd © 1996-2008


Licensed to Computime Race Timing Systems

www.computime.com.au

COMPUTIME RACE TIMING SYSTEMS PTY LTD

9 Timber Lane, Glen Waverley, Vic 3150. Ph : 0418 17 13 17

E-mail : scott@computime.com.au





2012



Round 7 : Queensland Raceway : September 14 - 16

SPORTS RACER

Race 2

Date: 16/09/12

Event: R13

Started at: 12:39:16

Laps: 20 Min + 0

Lap

Starters: 10

Printed at: 13:18

Weather: Sunny - Temp: 23.9C

Track: Dry - Temp: 41.7C

PROVISIONAL SPLIT TIMES

Lap	Split 1	Split 2	Split 3	Lap Time	Lap	Split 1	Split 2	Split 3	Lap Time
2 Michael SHAW (NSW) (4th)					56 James WINSLOW (UK) (3rd)				
1	29.604	30.775	16.480	1:16.859	1	29.637	31.219	16.418	1:17.274
2	22.701	30.209	16.674	1:09.584	2	22.873	30.083	16.437	1:09.393
3	22.683	30.305	16.649	1:09.637	3	23.000	30.286	16.439	1:09.725
4	30.443	31.887	16.567	1:18.897	4	23.446	30.540	16.489	1:10.475
5	23.037	30.767	16.683	1:10.487	5	22.824	30.401	16.524	1:09.749
6	22.867	30.628	16.815	1:10.310	6	23.528	30.403	16.743	1:10.674
7	23.452	30.778	16.774	1:11.004	7	23.738	30.386	16.628	1:10.752
8	23.302	30.686	16.683	1:10.671	8	23.790	31.249	16.775	1:11.814
9	23.089	30.527	16.583	1:10.199	9	23.471	31.342	16.662	1:11.475
10	23.363	30.914	16.691	1:10.968	10	23.004	30.918	17.037	1:10.959
11	23.151	30.915	16.772	1:10.838	11	23.481	30.851	17.166	1:11.498
12	23.428	30.838	16.721	1:10.987	12	23.845	30.580	16.720	1:11.145
13	23.286	30.643	16.691	1:10.620	13	22.984	30.316	16.779	1:10.079
14	23.271	30.716	16.762	1:10.749	14	22.876	30.291	16.589	1:09.756
15	23.320	31.144	16.783	1:11.247	15	23.469	30.770	16.802	1:11.041
16	23.403	30.775	16.710	1:10.888	16	23.071	30.657	17.036	1:10.764
17	23.059	30.944	16.608	1:10.611	17	23.216	30.877	16.849	1:10.942
18	23.666	31.101	16.947	1:11.714	18	23.093	30.892	16.741	1:10.726
18 Jon MILLS (QLD) (7th)					61 Mark LAUCKE (SA) (6th)				
1	31.415	32.690	17.304	1:21.409	1	30.629	31.143	16.729	1:18.501
2	24.480	31.917	17.092	1:13.489	2	24.055	31.327	16.751	1:12.133
3	23.980	31.718	16.964	1:12.662	3	23.733	31.879	16.912	1:12.524
4	24.027	31.808	17.209	1:13.044	4	23.977	32.252	17.020	1:13.249
5	23.949	32.677	17.086	1:13.712	5	23.888	33.281	17.163	1:14.332
6	23.876	31.709	16.934	1:12.519	6	23.887	31.312	17.106	1:12.305
7	23.574	31.567	16.916	1:12.057	7	23.829	31.328	16.797	1:11.954
8	23.417	31.578	16.854	1:11.849	8	23.709	31.491	16.982	1:12.182
9	23.909	31.923	17.027	1:12.859	9	24.478	31.779	17.000	1:13.257
10	23.804	34.566	16.955	1:15.325	10	24.581	31.549	17.068	1:13.198
11	23.252	32.127	17.232	1:12.611	11	23.929	32.334	17.019	1:13.282
12	23.523	31.548	17.000	1:12.071	12	24.365	31.731	16.974	1:13.070
13	23.135	31.891	17.032	1:12.058	13	23.819	31.425	16.923	1:12.167
14	23.752	31.836	17.687	1:13.275	14	24.054	31.543	17.084	1:12.681
15	23.710	31.726	17.091	1:12.527	15	23.818	31.480	17.126	1:12.419

Scott Laing

Chief Time Keeper - Scott Laing

Paul Cansdale

Clerk of Course - Paul Cansdale



Computime Race Timing Systems Pty Ltd © 1996-2008


Licensed to Computime Race Timing Systems

www.computime.com.au

COMPUTIME RACE TIMING SYSTEMS PTY LTD

9 Timber Lane, Glen Waverley, Vic 3150. Ph : 0418 17 13 17

E-mail : scott@computime.com.au





2012



Round 7 : Queensland Raceway : September 14 - 16

SPORTS RACER

Race 2

Date: 16/09/12

Event: R13

Started at: 12:39:16

Laps: 20 Min + 0

Lap

Starters: 10

Printed at: 13:18

Weather: Sunny - Temp: 23.9C

Track: Dry - Temp: 41.7C

PROVISIONAL SPLIT TIMES

Lap	Split 1	Split 2	Split 3	Lap Time	Lap	Split 1	Split 2	Split 3	Lap Time
16	23.539	31.881	17.146	1:12.566	16	24.431	31.595	16.922	1:12.948
17	23.853	31.817	17.143	1:12.813	17	24.214	31.841	17.013	1:13.068
18	24.024	32.259	17.534	1:13.817	18	24.075	31.349	17.100	1:12.524

27 Darren BARLOW (NSW) (9th)

1	32.616	32.186	17.383	1:22.185
2	24.218	32.144	17.026	1:13.388
3	24.235	32.108	17.337	1:13.680
4	24.064	31.817	17.221	1:13.102
5	24.034	31.579	17.123	1:12.736
6	23.857	43.810	17.394	1:25.061
7	32.369	32.678	17.321	1:22.368
8	25.176	32.704	17.426	1:15.306
9	25.604	32.720	17.372	1:15.696
10	25.141	32.802	17.349	1:15.292
11	25.552	33.187	17.732	1:16.471
12	25.323	33.299	17.710	1:16.332
13	25.274	33.194	17.192	1:15.660
14	25.542	33.222	17.857	1:16.621
15	24.680	33.365	17.838	1:15.883
16	24.996	32.274	17.356	1:14.626
17	25.250	33.750	17.879	1:16.879

66 Aaron STEER (SA) (1st)

1	27.516	30.808	16.519	1:14.843
2	22.790	30.759	16.466	1:10.015
3	22.687	30.388	16.480	1:09.555
4	22.774	30.638	16.468	1:09.880
5	22.971	30.354	16.401	1:09.726
6	22.794	30.456	16.356	1:09.606
7	23.117	30.774	16.392	1:10.283
8	23.045	30.407	16.427	1:09.879
9	22.998	30.275	16.479	1:09.752
10	23.498	30.451	16.556	1:10.505
11	23.130	30.428	16.366	1:09.924
12	23.346	30.438	16.482	1:10.266
13	23.220	30.523	16.395	1:10.138
14	23.291	30.760	16.465	1:10.516
15	23.326	30.659	16.542	1:10.527
16	23.209	30.561	16.423	1:10.193
17	23.094	30.765	16.522	1:10.381
18	23.451	30.716	16.459	1:10.626

33 Michael WHITING (SA) (8th)

1	33.554	32.239	17.297	1:23.090
2	23.827	32.129	17.528	1:13.484
3	23.796	31.954	17.203	1:12.953
4	24.065	32.237	17.192	1:13.494
5	23.745	32.036	17.061	1:12.842
6	23.632	32.109	17.248	1:12.989
7	23.549	43.251	17.449	1:24.249
8	23.821	31.797	17.274	1:12.892
9	24.315	32.920	17.560	1:14.795
10	23.945	31.833	17.942	1:13.720
11	23.891	31.503	18.438	1:13.832
12	23.950	33.071	18.271	1:15.292

81 Craig PERRY (NSW) (5th)

1	31.612	32.705	17.153	1:21.470
2	23.778	31.111	16.787	1:11.676
3	22.835	31.598	17.021	1:11.454
4	23.394	32.552	16.938	1:12.884
5	23.158	31.732	17.037	1:11.927
6	23.418	32.244	16.879	1:12.541
7	22.990	30.970	17.276	1:11.236
8	22.924	31.078	16.873	1:10.875
9	23.174	31.240	16.950	1:11.364
10	23.298	31.117	16.864	1:11.279
11	23.088	31.146	17.179	1:11.408

Scott Laing

Chief Time Keeper - Scott Laing

Paul Cansdale

Clerk of Course - Paul Cansdale



Computime Race Timing Systems Pty Ltd © 1996-2008


Licensed to Computime Race Timing Systems

www.computime.com.au

COMPUTIME RACE TIMING SYSTEMS PTY LTD

9 Timber Lane, Glen Waverley, Vic 3150. Ph : 0418 17 13 17

E-mail : scott@computime.com.au





Round 7 : Queensland Raceway : September 14 - 16

SPORTS RACER Race 2

Date: 16/09/12
Event: R13

Started at: 12:39:16
Laps: 20 Min + 0
Lap
Starters: 10
Printed at: 13:18

Weather: Sunny - Temp: 23.9C
Track: Dry - Temp: 41.7C

PROVISIONAL SPLIT TIMES

Lap	Split 1	Split 2	Split 3	Lap Time	Lap	Split 1	Split 2	Split 3	Lap Time
13	23.993	32.114	17.540	1:13.647	12	23.119	31.219	16.904	1:11.242
14	24.147	32.072	17.578	1:13.797	13	22.805	30.897	17.060	1:10.762
15	23.603	31.971	17.869	1:13.443	14	24.031	31.442	17.027	1:12.500
16	24.013	33.736	17.853	1:15.602	15	23.589	31.279	16.951	1:11.819
17	24.081	32.396	17.571	1:14.048	16	23.228	31.031	17.026	1:11.285
					17	23.346	30.996	16.909	1:11.251
					18	23.127	31.736	17.131	1:11.994
53 Jonathon STOECKEL (SA) (10th)									
1	31.647	31.843	16.928	1:20.418					
2	24.039	30.968	16.822	1:11.829					
3	23.516	31.671	17.055	1:12.242					
4	23.031	32.871	16.937	1:12.839					
5	23.125	31.422	17.445	1:11.992					
6	23.031	32.340	16.898	1:12.269					
7	22.851	31.180	17.291	1:11.322					
8	22.567	32.522	17.341	1:12.430					
9	32.923	33.533	17.502	1:23.958					
10	24.026	32.957	17.741	1:14.724					
11	24.127	34.888	19.848	1:18.863					
12	28.174	36.165	19.223	1:23.562					
13	28.475	39.251	18.996	1:26.722					
14	30.371	36.941	19.415	1:26.727					
15	28.649	36.407	19.407	1:24.463					
16	29.135	37.285	18.392	1:24.812					
17	28.155	35.795	18.723	1:22.673					
					98 Adam PROCTOR (NSW) (2nd)				
					1	30.006	31.182	16.518	1:17.706
					2	22.666	30.285	16.385	1:09.336
					3	22.959	30.271	16.321	1:09.551
					4	23.951	30.848	16.343	1:11.142
					5	22.749	30.026	16.207	1:08.982
					6	23.716	30.466	16.497	1:10.679
					7	23.915	30.470	16.479	1:10.864
					8	23.586	31.564	16.577	1:11.727
					9	23.436	31.481	16.665	1:11.582
					10	23.028	30.847	16.960	1:10.835
					11	23.603	30.786	17.038	1:11.427
					12	23.533	30.554	16.559	1:10.646
					13	22.938	30.302	16.259	1:09.499
					14	22.823	30.529	16.469	1:09.821
					15	22.969	30.311	16.372	1:09.652
					16	22.866	30.498	16.533	1:09.897
					17	23.112	31.032	16.748	1:10.892
					18	23.153	30.772	16.936	1:10.861

The results are provisional until the end of the time limit for protests and appeals.

Chief Time Keeper - Scott Laing

Clerk of Course - Paul Cansdale



Computime Race Timing Systems Pty Ltd © 1996-2008


Licensed to Computime Race Timing Systems

www.computime.com.au

COMPUTIME RACE TIMING SYSTEMS PTY LTD

9 Timber Lane, Glen Waverley, Vic 3150. Ph : 0418 17 13 17

E-mail : scott@computime.com.au





2012



Round 7 : Queensland Raceway : September 14 - 16

SPORTS RACER

Race 2

Date: 16/09/12

Event: R13

Started at: 12:39:16

Laps: 20 Min + 0

Lap

Starters: 10

Printed at: 13:18

Weather: Sunny - Temp: 23.9C

Track: Dry - Temp: 41.7C

PROVISIONAL FASTEST LAPS SEQUENCE

Lap	Race Pos	No	Name	Machine	Fastest Lap	On Lap
1	1	66	Aaron STEER (SA)	West Suzuki Hayabusa WX10	1:14.843	1
2	1	66	Aaron STEER (SA)	West Suzuki Hayabusa WX10	1:10.015	2
2	2	2	Michael SHAW (NSW)	Stohr Suzuki GSXR WF1	1:09.584	2
2	3	56	James WINSLOW (UK)	West Kawasaki WR 1000	1:09.393	2
2	4	98	Adam PROCTOR (NSW)	Stohr Suzuki GSXR WF1	1:09.336	2
5	3	98	Adam PROCTOR (NSW)	Stohr Suzuki GSXR WF1	1:08.982	5

The results are provisional until the end of the time limit for protests and appeals.

Chief Time Keeper - Scott Laing

Clerk of Course - Paul Cansdale



Computime Race Timing Systems Pty Ltd © 1996-2008

Licensed to Computime Race Timing Systems

www.computime.com.au

COMPUTIME RACE TIMING SYSTEMS PTY LTD

9 Timber Lane, Glen Waverley, Vic 3150. Ph : 0418 17 13 17

E-mail : scott@computime.com.au





Round 7 : Queensland Raceway : September 14 - 16

SPORTS RACER Race 2

Date: 16/09/12
Event: R13

Started at: 12:39:16
Laps: 20 Min + 0
Lap
Starters: 10
Printed at: 13:18

Weather: Sunny - Temp: 23.9C
Track: Dry - Temp: 41.7C

PROVISIONAL LAP SHEET

Lap 1		Lap 2		Lap 3		Lap 4		Lap 5		Lap 6		Lap 7		Lap 8		Lap 9	
1:14.843	66	2:24.858	66	3:34.413	66	4:44.293	66	5:54.019	66	7:03.625	66	8:13.908	66	9:23.787	66	10:33.539	66
-2.016	2	-1.585	2	-1.667	2	-2.574	56	-2.597	56	-3.665	56	-4.134	56	-6.069	56	-7.792	56
-2.431	56	-1.809	56	-1.979	56	-3.442	98	-2.698	98	-3.771	98	-4.352	98	-6.200	98	-8.030	98
-2.863	98	-2.184	98	-2.180	98	-10.684	2	-11.445	2	-12.149	2	-12.870	2	-13.662	2	-14.109	2
-3.658	61	-5.776	61	-8.745	61	-12.114	61	-15.301	53	-17.964	53	-19.003	53	-20.276	81	-21.888	81
-5.575	53	-7.389	53	-10.076	53	-13.035	53	-15.392	81	-18.327	81	-19.280	81	-21.554	53	-26.898	61
-6.566	18	-8.288	81	-10.187	81	-13.191	81	-16.720	61	-19.419	61	-21.090	61	-23.393	61	-30.061	18
-6.627	81	-10.040	18	-13.147	18	-16.311	18	-20.297	18	-23.210	18	-24.984	18	-26.954	18	-35.760	53
-7.342	27	-10.715	27	-14.840	27	-18.062	27	-21.072	27	-25.227	33	-39.193	33	-42.206	33	-47.249	33
-8.247	33	-11.716	33	-15.114	33	-18.728	33	-21.844	33	-36.527	27	-48.612	27	-54.039	27	-59.983	27

Chief Time Keeper - Scott Laing

Clerk of Course - Paul Cansdale



Computime Race Timing Systems Pty Ltd © 1996-2008


Licensed to Computime Race Timing Systems

www.computime.com.au

COMPUTIME RACE TIMING SYSTEMS PTY LTD

9 Timber Lane, Glen Waverley, Vic 3150. Ph : 0418 17 13 17

E-mail : scott@computime.com.au





2012



Round 7 : Queensland Raceway : September 14 - 16

SPORTS RACER

Race 2

Date: 16/09/12

Event: R13

Started at: 12:39:16

Laps: 20 Min + 0

Lap

Starters: 10

Printed at: 13:18

Weather: Sunny - Temp: 23.9C

Track: Dry - Temp: 41.7C

PROVISIONAL LAP SHEET

Lap 10		Lap 11		Lap 12		Lap 13		Lap 14		Lap 15		Lap 16		Lap 17		Lap 18	
11:44.044	66	12:53.968	66	14:04.234	66	15:14.372	66	16:24.888	66	17:35.415	66	18:45.608	66	19:55.989	66	21:06.615	66
-8.246	56	-9.820	56	1 lap	27	1 lap	27	1 lap	53	-8.034	98	-7.738	98	1 lap	33	1 lap	33
-8.360	98	-9.863	98	-10.243	98	-9.604	98	-8.909	98	-10.394	56	-10.965	56	-8.249	98	-8.484	98
-14.572	2	-15.486	2	-10.699	56	-10.640	56	-9.880	56	-17.642	2	-18.337	2	-11.526	56	-11.626	56
-22.662	81	-24.146	81	-16.207	2	-16.689	2	1 lap	27	1 lap	27	1 lap	27	-18.567	2	-19.655	2
-29.591	61	-32.949	61	-25.122	81	-25.746	81	-16.922	2	1 lap	53	-30.114	81	1 lap	27	-32.352	81
-34.881	18	-37.568	18	-35.753	61	-37.782	61	-27.730	81	-29.022	81	1 lap	53	-30.984	81	1 lap	27
-39.979	53	-48.918	53	-39.373	18	-41.293	18	-39.947	61	-41.839	61	-44.594	61	-47.281	61	-49.179	61
-50.464	33	-54.372	33	-59.398	33	-1:02.907	33	-44.052	18	-46.052	18	-48.425	18	-50.857	18	-54.048	18
-1:04.770	27			-1:02.214	53			-1:06.188	33	-1:09.104	33			1 lap	53	1 lap	53

The results are provisional until the end of the time limit for protests and appeals.

Chief Time Keeper - Scott Laing

Clerk of Course - Paul Cansdale



Computime Race Timing Systems Pty Ltd © 1996-2008

Licensed to Computime Race Timing Systems

www.computime.com.au

COMPUTIME RACE TIMING SYSTEMS PTY LTD

9 Timber Lane, Glen Waverley, Vic 3150. Ph : 0418 17 13 17

E-mail : scott@computime.com.au





Round 7 : Queensland Raceway : September 14 - 16

SPORTS RACER Race 2

Date: 16/09/12 Event: R13

Started at: 12:39:16 Laps: 20 Min + 0 Lap Starters: 10 Printed at: 13:18

Weather: Sunny - Temp: 23.9C Track: Dry - Temp: 41.7C

PROVISIONAL LAP CHART

Table with 19 columns (Grid 1-18) and 19 rows (Grid 56-53) showing lap times for various riders.

The results are provisional until the end of the time limit for protests and appeals.

Handwritten signature of Scott Laing

Chief Time Keeper - Scott Laing


Handwritten signature of Paul Cansdale

Clerk of Course - Paul Cansdale



Computime Race Timing Systems Pty Ltd © 1996-2008 Licensed to Computime Race Timing Systems www.computime.com.au

COMPUTIME RACE TIMING SYSTEMS PTY LTD 9 Timber Lane, Glen Waverley, Vic 3150. Ph : 0418 17 13 17 E-mail : scott@computime.com.au





2012



Round 7 : Queensland Raceway : September 14 - 16

SPORTS RACER RACE 3 (Event 20)

Date: 16/09/12

Event: R13

Started at: 12:39:16

Laps: 20 Min + 0

Lap

Starters: 10

Printed at: 13:18

Weather: Sunny - Temp: 23.9C

Track: Dry - Temp: 41.7C

PROVISIONAL GRID SHEET



	2		1	
	98	A. PROCTOR 21:15.099	66	A. STEER 21:06.615
				1
4			3	
2	M. SHAW 21:26.270	56	J. WINSLOW 21:18.241	2
	6		5	
	61	M. LAUCKE 21:55.794	81	C. PERRY 21:38.967
				3
8			7	
33	M. WHITING 21:14.169	18	J. MILLS 22:00.663	4
	10		9	
	53	J. STOECKEL 22:11.845	27	D. BARLOW 21:41.286
				5

The results are provisional until the end of the time limit for protests and appeals.

Chief Time Keeper - Scott Laing

Clerk of Course - Paul Cansdale



Computime Race Timing Systems Pty Ltd © 1996-2008

Licensed to Computime Race Timing Systems

www.computime.com.au

COMPUTIME RACE TIMING SYSTEMS PTY LTD

9 Timber Lane, Glen Waverley, Vic 3150. Ph : 0418 17 13 17

E-mail : scott@computime.com.au

