



2012



# Round 7 : Queensland Raceway : September 14 - 16

## SUPERSPORT

### Race 2

Date: 16/09/12  
 Event: R14  
 Weather: Partly cloudy - Temp: 24.9C  
 Track: Dry - Temp: 46.8C

Started at: 14:00:54  
 Laps: 17  
 Starters: 11  
 Printed at: 14:25


### PROVISIONAL CLASSIFICATION


Pos	No	Gr	Name	Class	Machine	Laps	Race Time	Behind	Fastest Lap	On Lap
1	34		Josh HOOK (NSW) / Team Honda Racing / Doric / AWS / Motologic		Honda CBR-RR	17	20:34.121		1:11.748	11
2	25	A	Brodie WATERS (VIC) / Team Suzuki		Suzuki GSX-R	17	20:36.062	1.941	1:12.103	17
3	68	A	Glenn SCOTT (NSW) / Glenn Scott Racing / YRD / Insure My Ride / YRD	P	Yamaha YZF-R6	17	20:36.104	1.983	1:11.964	16
4	49	A	Brendan CLARKE (QLD) / Champion's Ride Days / Child's Dream	P	Honda CBR-RR	17	20:36.346	2.225	1:12.020	10
5	82	A	Chris QUINN (NSW) / Coopers Pale Ale / The Channon Tavern / YRD	P	Yamaha YZF-R6	17	20:55.167	21.046	1:12.899	5
6	35	A	Mitchell CARR (NSW) / AARK Racing / Insure My Ride / Triumph	P	Triumph Daytona	17	21:04.467	30.346	1:13.393	3
7	57	B	Levi DAY (SA) / leviday57.com	P	Suzuki GSX-R	17	21:12.661	38.540	1:13.779	4
8	58	A	Anthony QUINN (NSW) / Coopers Pale Ale / Homes Extractive Resources	P	Yamaha YZF-R6	17	21:22.264	48.143	1:14.524	12
9	68a	D	Mitch LEVY (NSW) / Racers Edge Performance / Hills M-cycles / Motul	P	Suzuki GSX-R	17	21:22.525	48.404	1:14.302	15
10	77	A	Adam SENIOR (WA)	P	Honda CBR-RR	17	21:24.208	50.087	1:14.525	15
11	85		James HOOGENBOEZEM (NZ) / Cube Racing / Australian Outdoor Living / Leda	P	Suzuki GSX-R	16	20:39.862	1 Lap	1:16.300	2

Fastest Lap was 1:11.748 by Josh HOOK (NSW)

Current race record for SS class - 1:11.212 by Jamie STAUFFER (NSW) on a Yamaha YZF-R6 set on 13/07/08

The results are provisional until the end of the time limit for protests and appeals.

  
 Chief Time Keeper - Scott Laing

  
 Clerk of Course - Tom Williams



Computime Race Timing Systems Pty Ltd © 1996-2008

Licensed to Computime Race Timing Systems

[www.computime.com.au](http://www.computime.com.au)

**COMPUTIME RACE TIMING SYSTEMS PTY LTD**

9 Timber Lane, Glen Waverley, Vic 3150. Ph : 0418 17 13 17

E-mail : [scott@computime.com.au](mailto:scott@computime.com.au)





2012



# Round 7 : Queensland Raceway : September 14 - 16

## SUPERSPORT

### Race 2

Date: 16/09/12  
 Event: R14  
 Weather: Partly cloudy - Temp: 24.9C  
 Track: Dry - Temp: 46.8C

Started at: 14:00:54  
 Laps: 17  
 Starters: 11  
 Printed at: 14:25

### PROVISIONAL LAP TIMES

No	Name	Lap 1	Lap 2	Lap 3	Lap 4	Lap 5	Lap 6	Lap 7	Lap 8	Lap 9	Lap 10
68a	Mitch LEVY (NSW)	1:20.677	1:15.549	1:15.936	1:15.228	1:16.113	1:15.752	1:14.864	1:15.195	1:15.264	1:14.840
	10	1:15.141	1:14.928	1:14.932	1:14.779	<b>1:14.302</b>	1:14.397	1:14.628			
25	Brodie WATERS (VIC)	1:17.993	1:12.733	1:12.397	1:13.046	1:12.366	1:12.638	1:12.172	1:12.172	1:12.113	1:12.311
	10	1:12.146	1:12.403	1:12.526	1:12.203	1:12.377	1:12.363	<b>1:12.103</b>			
34	Josh HOOK (NSW)	1:17.758	1:12.725	1:12.723	1:12.728	1:12.419	1:12.575	1:12.111	1:12.144	1:11.994	1:12.088
	10	<b>1:11.748</b>	1:11.880	1:12.162	1:11.879	1:11.832	1:12.100	1:13.255			
35	Mitchell CARR (NSW)	1:19.566	1:13.602	<b>1:13.393</b>	1:13.724	1:13.759	1:13.671	1:13.963	1:13.916	1:13.629	1:13.711
	10	1:13.912	1:14.095	1:14.087	1:14.014	1:14.139	1:14.330	1:16.956			
49	Brendan CLARKE (QLD)	1:18.455	1:12.912	1:12.445	1:12.820	1:12.705	1:12.482	1:12.252	1:12.244	1:12.088	<b>1:12.020</b>
	10	1:12.190	1:12.180	1:12.388	1:12.245	1:12.499	1:12.283	1:12.138			
57	Levi DAY (SA)	1:19.004	1:14.010	1:14.591	<b>1:13.779</b>	1:14.101	1:14.089	1:14.086	1:14.007	1:14.199	1:14.480
	10	1:15.076	1:15.370	1:14.979	1:15.317	1:15.025	1:14.926	1:15.622			
58	Anthony QUINN (NSW)	1:21.441	1:15.116	1:17.242	1:15.107	1:15.242	1:15.434	1:14.869	1:14.939	1:14.715	1:15.034
	10	1:14.881	<b>1:14.524</b>	1:14.958	1:14.724	1:14.686	1:14.631	1:14.721			
68	Glenn SCOTT (NSW)	1:19.043	1:12.729	1:12.189	1:12.544	1:12.335	1:12.474	1:12.357	1:12.084	1:12.029	1:12.338
	10	1:12.267	1:12.257	1:12.111	1:12.518	1:12.460	<b>1:11.964</b>	1:12.405			
77	Adam SENIOR (WA)	1:20.855	1:15.385	1:15.290	1:15.376	1:16.183	1:15.875	1:15.852	1:14.805	1:15.321	1:14.882
	10	1:15.095	1:14.919	1:14.958	1:14.657	<b>1:14.525</b>	1:14.725	1:15.505			
82	Chris QUINN (NSW)	1:19.793	1:13.563	1:14.105	1:13.128	<b>1:12.899</b>	1:13.359	1:13.724	1:13.369	1:13.296	1:13.402
	10	1:13.247	1:13.380	1:13.466	1:13.213	1:13.472	1:13.751	1:14.000			
85	James HOOGENBOEZEM (NZ)	1:22.827	<b>1:16.300</b>	1:16.344	1:16.763	1:17.064	1:17.269	1:17.025	1:16.863	1:16.834	1:16.658
	10	1:16.736	1:16.869	1:16.801	1:16.694	1:17.892	1:20.923				

The results are provisional until the end of the time limit for protests and appeals.

*Scott Laing*  
 Chief Time Keeper - Scott Laing

*Tom Williams*  
 Clerk of Course - Tom Williams



Computime Race Timing Systems Pty Ltd © 1996-2008


Licensed to Computime Race Timing Systems

[www.computime.com.au](http://www.computime.com.au)

COMPUTIME RACE TIMING SYSTEMS PTY LTD

9 Timber Lane, Glen Waverley, Vic 3150. Ph : 0418 17 13 17

E-mail : [scott@computime.com.au](mailto:scott@computime.com.au)





2012



# Round 7 : Queensland Raceway : September 14 - 16

## SUPERSPORT

### Race 2

Date: 16/09/12  
 Event: R14  
 Weather: Partly cloudy - Temp: 24.9C  
 Track: Dry - Temp: 46.8C

Started at: 14:00:54  
 Laps: 17  
 Starters: 11  
 Printed at: 14:25

### PROVISIONAL SPLIT TIMES

Lap	Split 1	Split 2	Split 3	Lap Time	Lap	Split 1	Split 2	Split 3	Lap Time
<b>68a Mitch LEVY (NSW) (9th)</b>					<b>57 Levi DAY (SA) (7th)</b>				
1	30.223	33.263	17.191	1:20.677	1	29.473	32.632	16.899	1:19.004
2	25.263	32.747	17.539	1:15.549	2	<u>24.692</u>	32.484	16.834	1:14.010
3	25.683	32.949	17.304	1:15.936	3	24.783	32.894	16.914	1:14.591
4	25.156	32.828	17.244	1:15.228	4	24.806	<u>32.163</u>	16.810	<u>1:13.779</u>
5	25.237	33.336	17.540	1:16.113	5	24.811	32.452	16.838	1:14.101
6	25.429	33.060	17.263	1:15.752	6	24.748	32.405	16.936	1:14.089
7	25.153	32.613	17.098	1:14.864	7	24.886	32.232	16.968	1:14.086
8	25.189	32.680	17.326	1:15.195	8	24.767	32.475	<u>16.765</u>	1:14.007
9	25.485	32.728	<u>17.051</u>	1:15.264	9	24.884	32.325	16.990	1:14.199
10	25.064	32.693	17.083	1:14.840	10	24.860	32.514	17.106	1:14.480
11	25.103	32.921	17.117	1:15.141	11	25.100	32.958	17.018	1:15.076
12	25.238	32.567	17.123	1:14.928	12	25.122	33.118	17.130	1:15.370
13	25.102	32.592	17.238	1:14.932	13	25.150	32.767	17.062	1:14.979
14	25.024	32.587	17.168	1:14.779	14	25.206	32.957	17.154	1:15.317
15	24.916	<u>32.292</u>	17.094	<u>1:14.302</u>	15	25.093	32.830	17.102	1:15.025
16	<u>24.831</u>	32.487	17.079	1:14.397	16	24.928	32.852	17.146	1:14.926
17	24.884	32.568	17.176	1:14.628	17	25.134	33.220	17.268	1:15.622
<b>25 Brodie WATERS (VIC) (2nd)</b>					<b>58 Anthony QUINN (NSW) (8th)</b>				
1	29.053	32.036	16.904	1:17.993	1	30.796	33.511	17.134	1:21.441
2	24.513	31.585	16.635	1:12.733	2	25.222	32.762	17.132	1:15.116
3	24.336	31.443	16.618	1:12.397	3	25.904	33.004	18.334	1:17.242
4	24.510	31.700	16.836	1:13.046	4	25.372	32.707	17.028	1:15.107
5	24.316	31.421	16.629	1:12.366	5	25.363	32.815	17.064	1:15.242
6	24.291	31.761	16.586	1:12.638	6	25.380	32.883	17.171	1:15.434
7	24.375	31.388	<u>16.409</u>	1:12.172	7	25.330	32.600	16.939	1:14.869
8	24.331	31.404	16.437	1:12.172	8	25.286	32.541	17.112	1:14.939
9	24.297	31.381	16.435	1:12.113	9	25.246	32.431	17.038	1:14.715
10	24.353	31.461	16.497	1:12.311	10	25.335	32.587	17.112	1:15.034
11	24.266	31.397	16.483	1:12.146	11	25.258	32.613	17.010	1:14.881
12	24.398	31.466	16.539	1:12.403	12	25.145	32.473	<u>16.906</u>	<u>1:14.524</u>
13	24.308	31.730	16.488	1:12.526	13	25.394	32.492	17.072	1:14.958
14	24.192	31.398	16.613	1:12.203	14	25.200	32.545	16.979	1:14.724
15	24.257	31.616	16.504	1:12.377	15	25.216	<u>32.412</u>	17.058	1:14.686
16	24.304	31.574	16.485	1:12.363	16	25.081	32.490	17.060	1:14.631
17	<u>24.185</u>	<u>31.331</u>	16.587	<u>1:12.103</u>	17	<u>25.068</u>	32.544	17.109	1:14.721
<b>34 Josh HOOK (NSW) (1st)</b>					<b>68 Glenn SCOTT (NSW) (3rd)</b>				
1	28.926	32.008	16.824	1:17.758	1	29.560	32.593	16.890	1:19.043
2	24.326	31.749	16.650	1:12.725	2	24.639	31.523	16.567	1:12.729

*Scott Laing*  
 Chief Time Keeper - Scott Laing

*Tom Williams*  
 Clerk of Course - Tom Williams



Computime Race Timing Systems Pty Ltd © 1996-2008


Licensed to Computime Race Timing Systems

[www.computime.com.au](http://www.computime.com.au)

COMPUTIME RACE TIMING SYSTEMS PTY LTD

9 Timber Lane, Glen Waverley, Vic 3150. Ph : 0418 17 13 17

E-mail : [scott@computime.com.au](mailto:scott@computime.com.au)







2012



# Round 7 : Queensland Raceway : September 14 - 16

## SUPERSPORT

### Race 2

Date: 16/09/12  
 Event: R14  
 Weather: Partly cloudy - Temp: 24.9C  
 Track: Dry - Temp: 46.8C

Started at: 14:00:54  
 Laps: 17  
 Starters: 11  
 Printed at: 14:25

### PROVISIONAL SPLIT TIMES

Lap	Split 1	Split 2	Split 3	Lap Time	Lap	Split 1	Split 2	Split 3	Lap Time
3	24.203	31.709	16.811	1:12.723	3	24.230	31.340	16.619	1:12.189
4	24.432	31.563	16.733	1:12.728	4	24.175	31.815	16.554	1:12.544
5	24.224	31.616	16.579	1:12.419	5	24.268	31.501	16.566	1:12.335
6	24.255	31.629	16.691	1:12.575	6	24.343	31.540	16.591	1:12.474
7	24.231	31.345	16.535	1:12.111	7	24.360	31.466	16.531	1:12.357
8	24.198	31.409	16.537	1:12.144	8	24.276	31.273	16.535	1:12.084
9	24.103	31.418	16.473	1:11.994	9	24.245	31.309	<b>16.475</b>	1:12.029
10	24.126	31.466	16.496	1:12.088	10	24.283	31.422	16.633	1:12.338
11	<b>24.014</b>	<b>31.273</b>	16.461	<b>1:11.748</b>	11	<b>24.098</b>	31.597	16.572	1:12.267
12	24.039	31.365	16.476	1:11.880	12	24.179	31.451	16.627	1:12.257
13	24.235	31.481	16.446	1:12.162	13	24.169	31.404	16.538	1:12.111
14	24.098	31.375	<b>16.406</b>	1:11.879	14	24.238	31.458	16.822	1:12.518
15	24.037	31.348	16.447	1:11.832	15	24.174	31.754	16.532	1:12.460
16	24.125	31.437	16.538	1:12.100	16	24.166	<b>31.258</b>	16.540	<b>1:11.964</b>
17	24.342	31.553	17.360	1:13.255	17	24.258	31.468	16.679	1:12.405

#### 35 Mitchell CARR (NSW) (6th)

#### 77 Adam SENIOR (WA) (10th)

1	29.533	33.059	16.974	1:19.566
2	24.639	32.292	16.671	1:13.602
3	<b>24.607</b>	<b>32.096</b>	16.690	<b>1:13.393</b>
4	24.701	32.232	16.791	1:13.724
5	24.720	32.270	16.769	1:13.759
6	24.726	32.224	16.721	1:13.671
7	24.855	32.394	16.714	1:13.963
8	24.752	32.425	16.739	1:13.916
9	24.702	32.162	16.765	1:13.629
10	24.799	32.248	<b>16.664</b>	1:13.711
11	24.764	32.379	16.769	1:13.912
12	24.933	32.390	16.772	1:14.095
13	24.916	32.436	16.735	1:14.087
14	24.822	32.360	16.832	1:14.014
15	24.763	32.474	16.902	1:14.139
16	24.897	32.572	16.861	1:14.330
17	24.886	33.383	18.687	1:16.956

1	30.323	33.418	17.114	1:20.855
2	25.346	32.800	17.239	1:15.385
3	25.466	32.581	17.243	1:15.290
4	25.477	32.777	17.122	1:15.376
5	25.586	33.279	17.318	1:16.183
6	25.488	33.166	17.221	1:15.875
7	25.363	33.319	17.170	1:15.852
8	25.089	32.559	17.157	1:14.805
9	25.292	32.935	17.094	1:15.321
10	25.039	32.594	17.249	1:14.882
11	25.033	32.861	17.201	1:15.095
12	25.117	32.676	17.126	1:14.919
13	25.094	32.813	17.051	1:14.958
14	24.989	<b>32.470</b>	17.198	1:14.657
15	24.986	32.530	<b>17.009</b>	<b>1:14.525</b>
16	25.004	32.558	17.163	1:14.725
17	<b>24.902</b>	33.152	17.451	1:15.505

#### 49 Brendan CLARKE (QLD) (4th)

#### 82 Chris QUINN (NSW) (5th)

1	29.202	32.543	16.710	1:18.455
2	24.361	31.902	16.649	1:12.912
3	24.290	31.608	16.547	1:12.445
4	24.233	31.880	16.707	1:12.820
5	24.297	31.848	16.560	1:12.705

1	30.079	32.943	16.771	1:19.793
2	24.568	32.327	16.668	1:13.563
3	24.541	32.918	16.646	1:14.105
4	24.629	31.823	16.676	1:13.128
5	<b>24.478</b>	31.838	16.583	<b>1:12.899</b>

*Scott Laing*  
 Chief Time Keeper - Scott Laing

*Tom Williams*  
 Clerk of Course - Tom Williams



Computime Race Timing Systems Pty Ltd © 1996-2008


Licensed to Computime Race Timing Systems

[www.computime.com.au](http://www.computime.com.au)

COMPUTIME RACE TIMING SYSTEMS PTY LTD

9 Timber Lane, Glen Waverley, Vic 3150. Ph : 0418 17 13 17

E-mail : [scott@computime.com.au](mailto:scott@computime.com.au)





2012



# Round 7 : Queensland Raceway : September 14 - 16

## SUPERSPORT Race 2

Date: 16/09/12  
Event: R14  
Weather: Partly cloudy - Temp: 24.9C  
Track: Dry - Temp: 46.8C

Started at: 14:00:54  
Laps: 17  
Starters: 11  
Printed at: 14:25

### PROVISIONAL SPLIT TIMES

Lap	Split 1	Split 2	Split 3	Lap Time	Lap	Split 1	Split 2	Split 3	Lap Time
6	24.125	31.758	16.599	1:12.482	6	24.682	32.059	16.618	1:13.359
7	24.196	31.534	16.522	1:12.252	7	24.896	32.084	16.744	1:13.724
8	24.130	31.469	16.645	1:12.244	8	24.809	31.985	<b>16.575</b>	1:13.369
9	24.156	<b>31.441</b>	16.491	1:12.088	9	24.817	31.869	16.610	1:13.296
10	24.108	31.453	16.459	<b>1:12.020</b>	10	24.831	31.900	16.671	1:13.402
11	24.002	31.741	<b>16.447</b>	1:12.190	11	24.775	31.897	<b>16.575</b>	1:13.247
12	24.112	31.575	16.493	1:12.180	12	24.804	31.884	16.692	1:13.380
13	24.146	31.698	16.544	1:12.388	13	24.851	31.971	16.644	1:13.466
14	24.074	31.515	16.656	1:12.245	14	24.766	<b>31.818</b>	16.629	1:13.213
15	24.106	31.848	16.545	1:12.499	15	24.776	31.987	16.709	1:13.472
16	24.056	31.703	16.524	1:12.283	16	24.779	32.182	16.790	1:13.751
17	<b>24.001</b>	31.564	16.573	1:12.138	17	24.883	32.250	16.867	1:14.000

### 85 James HOOGENBOEZEM (NZ) (11th)

1	31.351	33.967	17.509	1:22.827
2	<b>25.497</b>	33.385	<b>17.418</b>	<b>1:16.300</b>
3	25.510	<b>33.317</b>	17.517	1:16.344
4	25.593	33.547	17.623	1:16.763
5	25.762	33.834	17.468	1:17.064
6	25.771	33.961	17.537	1:17.269
7	25.796	33.802	17.427	1:17.025
8	25.573	33.754	17.536	1:16.863
9	25.691	33.664	17.479	1:16.834
10	25.764	33.422	17.472	1:16.658
11	25.720	33.564	17.452	1:16.736
12	25.719	33.636	17.514	1:16.869
13	25.755	33.486	17.560	1:16.801
14	25.761	33.412	17.521	1:16.694
15	25.691	33.568	18.633	1:17.892
16	29.083	34.267	17.573	1:20.923

The results are provisional until the end of the time limit for protests and appeals.

Chief Time Keeper - Scott Laing

Clerk of Course - Tom Williams



Computime Race Timing Systems Pty Ltd © 1996-2008


Licensed to Computime Race Timing Systems

[www.computime.com.au](http://www.computime.com.au)

COMPUTIME RACE TIMING SYSTEMS PTY LTD

9 Timber Lane, Glen Waverley, Vic 3150. Ph : 0418 17 13 17

E-mail : [scott@computime.com.au](mailto:scott@computime.com.au)





2012



# Round 7 : Queensland Raceway : September 14 - 16

## SUPERSPORT

### Race 2

Date: 16/09/12  
Event: R14  
Weather: Partly cloudy - Temp: 24.9C  
Track: Dry - Temp: 46.8C

Started at: 14:00:54  
Laps: 17  
Starters: 11  
Printed at: 14:25

### PROVISIONAL FASTEST LAPS SEQUENCE

Lap	Race Pos	No	Name	Machine	Fastest Lap	On Lap
1	1	34	Josh HOOK (NSW)	Honda CBR-RR	1:17.758	1
2	1	34	Josh HOOK (NSW)	Honda CBR-RR	1:12.725	2
3	1	25	Brodie WATERS (VIC)	Suzuki GSX-R	1:12.397	3
3	4	68	Glenn SCOTT (NSW)	Yamaha YZF-R6	1:12.189	3
7	1	34	Josh HOOK (NSW)	Honda CBR-RR	1:12.111	7
8	3	68	Glenn SCOTT (NSW)	Yamaha YZF-R6	1:12.084	8
9	1	34	Josh HOOK (NSW)	Honda CBR-RR	1:11.994	9
11	1	34	Josh HOOK (NSW)	Honda CBR-RR	1:11.748	11

The results are provisional until the end of the time limit for protests and appeals.

Chief Time Keeper - Scott Laing

Clerk of Course - Tom Williams



Computime Race Timing Systems Pty Ltd © 1996-2008


Licensed to Computime Race Timing Systems

[www.computime.com.au](http://www.computime.com.au)

**COMPUTIME RACE TIMING SYSTEMS PTY LTD**

9 Timber Lane, Glen Waverley, Vic 3150. Ph : 0418 17 13 17

E-mail : [scott@computime.com.au](mailto:scott@computime.com.au)





2012



# Round 7 : Queensland Raceway : September 14 - 16

## SUPERSPORT

### Race 2

Date: 16/09/12  
 Event: R14  
 Weather: Partly cloudy - Temp: 24.9C  
 Track: Dry - Temp: 46.8C

Started at: 14:00:54  
 Laps: 17  
 Starters: 11  
 Printed at: 14:25

### PROVISIONAL LAP SHEET

Lap 1		Lap 2		Lap 3		Lap 4		Lap 5		Lap 6		Lap 7		Lap 8		Lap 9	
1:17.758	34	2:30.483	34	3:43.123	25	4:55.934	34	6:08.353	34	7:20.928	34	8:33.039	34	9:45.183	34	10:57.177	34
-235	25	-243	25	-083	34	-235	25	-182	25	-245	25	-306	25	-334	25	-453	25
-697	49	-884	49	-689	49	-571	68	-487	68	-386	68	-632	68	-572	68	-607	68
-1.246	57	-1.289	68	-838	68	-698	49	-984	49	-891	49	-1.032	49	-1.132	49	-1.226	49
-1.285	68	-2.531	57	-3.438	35	-4.351	35	-5.135	82	-5.919	82	-7.532	82	-8.757	82	-10.059	82
-1.808	35	-2.685	35	-4.338	82	-4.655	82	-5.691	35	-6.787	35	-8.639	35	-10.411	35	-12.046	35
-2.035	82	-2.873	82	-4.482	57	-5.450	57	-7.132	57	-8.646	57	-10.621	57	-12.484	57	-14.689	57
-2.919	68a	-5.743	68a	-8.407	77	-10.972	77	-14.736	77	-18.036	77	-21.080	68a	-24.131	68a	-26.928	58
-3.097	77	-5.757	77	-9.039	68a	-11.456	68a	-15.150	68a	-18.327	68a	-21.412	58	-24.207	58	-27.401	68a
-3.683	58	-6.074	58	-10.676	58	-12.972	58	-15.795	58	-18.654	58	-21.777	77	-24.438	77	-27.765	77
-5.069	85	-8.644	85	-12.348	85	-16.300	85	-20.945	85	-25.639	85	-30.553	85	-35.272	85	-40.112	85

*Scott Laing*  
 Chief Time Keeper - Scott Laing

*Tom Williams*  
 Clerk of Course - Tom Williams



Computime Race Timing Systems Pty Ltd © 1996-2008

Licensed to Computime Race Timing Systems

[www.computime.com.au](http://www.computime.com.au)

COMPUTIME RACE TIMING SYSTEMS PTY LTD

9 Timber Lane, Glen Waverley, Vic 3150. Ph : 0418 17 13 17

E-mail : [scott@computime.com.au](mailto:scott@computime.com.au)







2012



# Round 7 : Queensland Raceway : September 14 - 16

## SUPERSPORT

### Race 2

Date: 16/09/12  
 Event: R14  
 Weather: Partly cloudy - Temp: 24.9C  
 Track: Dry - Temp: 46.8C

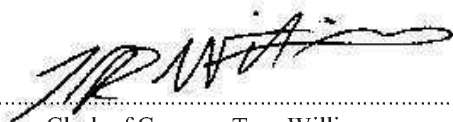
Started at: 14:00:54  
 Laps: 17  
 Starters: 11  
 Printed at: 14:25

### PROVISIONAL LAP SHEET

Lap 10		Lap 11		Lap 12		Lap 13		Lap 14		Lap 15		Lap 16		Lap 17	
12:09.265	34	13:21.013	34	14:32.893	34	15:45.055	34	16:56.934	34	18:08.766	34	19:20.866	34	20:34.121	34
-0.676	25	-1.074	25	-1.597	25	-1.702	68	-2.285	25	-2.830	25	-2.833	68	-1.941	25
-0.857	68	-1.376	68	-1.753	68	-1.961	25	-2.341	68	-2.969	68	-3.093	25	-1.983	68
-1.158	49	-1.600	49	-1.900	49	-2.126	49	-2.492	49	-3.159	49	-3.342	49	-2.225	49
-11.373	82	-12.872	82	-14.372	82	-15.676	82	-17.010	82	-18.650	82	-20.301	82	1 lap	85
-13.669	35	-15.833	35	-18.048	35	-19.973	35	-22.108	35	-24.415	35	-26.645	35	-21.046	82
-17.081	57	-20.409	57	-23.899	57	-26.716	57	-30.154	57	-33.347	57	-36.173	57	-30.346	35
-29.874	58	-33.007	58	-35.651	58	-38.447	58	-41.292	58	-44.146	58	-46.677	58	-38.540	57
-30.153	68a	-33.546	68a	-36.594	68a	-39.364	68a	-42.264	68a	-44.734	68a	-47.031	68a	-48.143	58
-30.559	77	-33.906	77	-36.945	77	-39.741	77	-42.519	77	-45.212	77	-47.837	77	-48.404	68a
-44.682	85	-49.670	85	-54.659	85	-59.298	85	-1:04.113	85	-1:10.173	85			-50.087	77

The results are provisional until the end of the time limit for protests and appeals.

  
 Chief Time Keeper - Scott Laing

  
 Clerk of Course - Tom Williams



Computime Race Timing Systems Pty Ltd © 1996-2008

Licensed to Computime Race Timing Systems

[www.computime.com.au](http://www.computime.com.au)

COMPUTIME RACE TIMING SYSTEMS PTY LTD

9 Timber Lane, Glen Waverley, Vic 3150. Ph : 0418 17 13 17

E-mail : [scott@computime.com.au](mailto:scott@computime.com.au)







2012



# Round 7 : Queensland Raceway : September 14 - 16

## SUPERSPORT Race 2

Date: 16/09/12  
Event: R14  
Weather: Partly cloudy - Temp: 24.9C  
Track: Dry - Temp: 46.8C

Started at: 14:00:54  
Laps: 17  
Starters: 11  
Printed at: 14:25

### PROVISIONAL LAP CHART

Grid	1	2	3	4	5	6	7	8	9	10	11	12	13	14	15	16	17
25	34	34	25	34	34	34	34	34	34	34	34	34	34	34	34	34	34
35	25	25	34	25	25	25	25	25	25	25	25	25	68	25	25	68	25
34	49	49	49	68	68	68	68	68	68	68	68	68	25	68	68	25	68
49	57	68	68	49	49	49	49	49	49	49	49	49	49	49	49	49	49
82	68	57	35	35	82	82	82	82	82	82	82	82	82	82	82	82	82
68	35	35	82	82	35	35	35	35	35	35	35	35	35	35	35	35	35
57	82	82	57	57	57	57	57	57	57	57	57	57	57	57	57	57	57
41	68a	68a	77	77	77	77	68a	68a	58	58	58	58	58	58	58	58	58
77	77	77	68a	68a	68a	68a	58	58	68a	68a	68a	68a	68a	68a	68a	68a	68a
58	58	58	58	58	58	58	77	77	77	77	77	77	77	77	77	77	77
68a	85	85	85	85	85	85	85	85	85	85	85	85	85	85	85	85	85
85																	

The results are provisional until the end of the time limit for protests and appeals.

Chief Time Keeper - Scott Laing

Clerk of Course - Tom Williams



Computime Race Timing Systems Pty Ltd © 1996-2008


Licensed to Computime Race Timing Systems

[www.computime.com.au](http://www.computime.com.au)

COMPUTIME RACE TIMING SYSTEMS PTY LTD

9 Timber Lane, Glen Waverley, Vic 3150. Ph : 0418 17 13 17

E-mail : [scott@computime.com.au](mailto:scott@computime.com.au)





2012



## Round 7 : Queensland Raceway : September 14 - 16

### SUPERSPORT PROVISIONAL ROUND POINTS

#### AUSTRALIAN SUPERSPORT CHAMPIONSHIP - RIDERS

Pos	No	Name	Rnd 5 Pole	Rnd 5 Race 1	Rnd 5 Race 2	Total
1	35	Mitchell CARR (NSW)	0	25	15	40
2	82	Chris QUINN (NSW)	0	20	16	36
3	68	Glenn SCOTT (NSW)	0	17	18	35
4	49	Brendan CLARKE (QLD)	0	18	17	35
5	57	Levi DAY (SA)	0	16	14	30
6	58	Anthony QUINN (NSW)	0	15	13	28
7	34	Josh HOOK (NSW)	0	0	25	25
8	77	Adam SENIOR (WA)	0	14	11	25
9	85	James HOOGENBOEZEM (NZ)	0	13	10	23
10	25	Brodie WATERS (VIC)	1	0	20	21
11	68a	Mitch LEVY (NSW)	0	0	12	12

#### AUSTRALIAN SUPERSPORT CHAMPIONSHIP

Pos	No	Name	Rnd 5 Pole	Rnd 5 Race 1	Rnd 5 Race 2	Total
1		Yamaha	0	52	47	99
2		Suzuki	1	29	56	86
3		Honda	0	32	53	85
4		Triumph	0	25	15	40

#### AUSTRALIAN SUPERSPORT CHAMPIONSHIP - PRIVATEERS

Pos	No	Name	Rnd 5 Pole	Rnd 5 Race 1	Rnd 5 Race 2	Total
1	35	Mitchell CARR (NSW)	1	25	17	43
2	68	Glenn SCOTT (NSW)	0	17	25	42
3	49	Brendan CLARKE (QLD)	0	18	20	38
4	82	Chris QUINN (NSW)	0	20	18	38
5	57	Levi DAY (SA)	0	16	16	32
6	58	Anthony QUINN (NSW)	0	15	15	30
7	77	Adam SENIOR (WA)	0	14	13	27
8	85	James HOOGENBOEZEM (NZ)	0	13	12	25
9	68a	Mitch LEVY (NSW)	0	0	14	14

Chief Time Keeper - Scott Laing

Clerk of Course - Tom Williams




Computime Race Timing Systems Pty Ltd © 1996-2008

Licensed to Computime Race Timing Systems

[www.computime.com.au](http://www.computime.com.au)**COMPUTIME RACE TIMING SYSTEMS PTY LTD**

9 Timber Lane, Glen Waverley, Vic 3150. Ph : 0418 17 13 17

E-mail : [scott@computime.com.au](mailto:scott@computime.com.au)



2012

**Round 7 : Queensland Raceway : September 14 - 16****SUPERSPORT  
PROVISIONAL SERIES POINTS****AUSTRALIAN SUPERSPORT CHAMPIONSHIP - RIDERS**

Pos	No	Name	Rnd 1 WSBK- PI	Rnd 2 HV-NT	Rnd 3 Qld	Rnd 4 PI	Rnd 5 Pole	Rnd 5 Race 1	Rnd 5 Race 2	Total
1	35	Mitchell CARR (NSW)	33.5	50	20	38	0	25	15	181.5
2	34	Josh HOOK (NSW)	34	38	27	39	0	0	25	163
3	25	Brodie WATERS (VIC)	26.5	34	30.5	50	1	0	20	162
4	68	Glenn SCOTT (NSW)	24	39	26	33	0	17	18	157
5	82	Chris QUINN (NSW)	24.5	32	21	17	0	20	16	130.5
6	57	Levi DAY (SA)	22	30	14	29	0	16	14	125
7	77	Adam SENIOR (WA)	18.5	26	16	26	0	14	11	111.5
8	49	Brendan CLARKE (QLD)	0	0	24.5	31	0	18	17	90.5
9	58	Anthony QUINN (NSW)	13.5	24	0	0	0	15	13	65.5
10	68a	Mitch LEVY (NSW)	0	23	16.5	14	0	0	12	65.5
11	16	Christan CASELLA (VIC)	15	27	7.5	0	0	0	0	49.5
12	85	James HOOGENBOEZEM (NZ)	0	0	0	24	0	13	10	47
13		Laurence GUDE (TAS)	15	0	17	0	0	0	0	32
14		Ryan TAYLOR (VIC)	20.5	10	0	0	0	0	0	30.5
15		Michael JONES (QLD)	10	0	15	0	0	0	0	25
16	41	Jaden HASSAN (NZ)	0	0	21	0	0	0	0	21
17	91	Darren SCIBERRAS (VIC)	18	0	0	0	0	0	0	18
18		Glenn NANKERVIS (VIC)	11.5	0	0	0	0	0	0	11.5

**AUSTRALIAN SUPERSPORT CHAMPIONSHIP**

Pos	No	Name	Rnd 1 WSBK- PI	Rnd 2 HV-NT	Rnd 3 Qld	Rnd 4 PI	Rnd 5 Pole	Rnd 5 Race 1	Rnd 5 Race 2	Total
1		Yamaha	98	104	83	50	0	52	47	434
2		Suzuki	63.5	87	78	117	1	29	56	431.5
3		Honda	67.5	92	75	96	0	32	53	415.5
4		Triumph	33.5	50	20	38	0	25	15	181.5
5		Kawasaki	24	0	0	0	0	0	0	24

**AUSTRALIAN SUPERSPORT CHAMPIONSHIP - PRIVATEERS**

Pos	No	Name	Rnd 1 WSBK- PI	Rnd 2 HV-NT	Rnd 3 Qld	Rnd 4 PI	Rnd 5 Pole	Rnd 5 Race 1	Rnd 5 Race 2	Total
1	35	Mitchell CARR (NSW)	38.5	50	20	51	1	25	17	202.5

*Scott Laing*  
Chief Time Keeper - Scott Laing

*Tom Williams*  
Clerk of Course - Tom Williams




Computime Race Timing Systems Pty Ltd © 1996-2008

Licensed to Computime Race Timing Systems

[www.computime.com.au](http://www.computime.com.au)**COMPUTIME RACE TIMING SYSTEMS PTY LTD**

9 Timber Lane, Glen Waverley, Vic 3150. Ph : 0418 17 13 17

E-mail : [scott@computime.com.au](mailto:scott@computime.com.au)



2012




## Round 7 : Queensland Raceway : September 14 - 16

### SUPERSPORT PROVISIONAL SERIES POINTS

#### AUSTRALIAN SUPERSPORT CHAMPIONSHIP - PRIVATEERS

Pos	No	Name	Rnd 1 WSBK- PI	Rnd 2 HV-NT	Rnd 3 Qld	Rnd 4 PI	Rnd 5 Pole	Rnd 5 Race 1	Rnd 5 Race 2	Total
2	68	Glenn SCOTT (NSW)	28	41	26	38	0	17	25	175
3	82	Chris QUINN (NSW)	29	36	26.5	20	0	20	18	149.5
4	57	Levi DAY (SA)	25.5	34	16	33	0	16	16	140.5
5	77	Adam SENIOR (WA)	22	30	19	30	0	14	13	128
6	49	Brendan CLARKE (QLD)	0	0	28	35	0	18	20	101
7	68a	Mitch LEVY (NSW)	0	27	19.5	16	0	0	14	76.5
8	58	Anthony QUINN (NSW)	17	28	0	0	0	15	15	75
9	16	Christan CASELLA (VIC)	18.5	31	8.5	0	0	0	0	58
10	85	James HOOGENBOEZEM (NZ)	0	0	0	28	0	13	12	53
11		Laurence GUDE (TAS)	18.5	0	20	0	0	0	0	38.5
12		Ryan TAYLOR (VIC)	24	12	0	0	0	0	0	36
13	41	Jaden HASSAN (NZ)	0	0	24	0	0	0	0	24
14	91	Darren SCIBERRAS (VIC)	21.5	0	0	0	0	0	0	21.5
15		Mike JONES (QLD)	0	0	17	0	0	0	0	17
16		Glenn NANKERVIS (VIC)	15	0	0	0	0	0	0	15

  
 Chief Time Keeper - Scott Laing

  
 Clerk of Course - Tom Williams



Computime Race Timing Systems Pty Ltd © 1996-2008

Licensed to Computime Race Timing Systems

[www.computime.com.au](http://www.computime.com.au)

**COMPUTIME RACE TIMING SYSTEMS PTY LTD**

9 Timber Lane, Glen Waverley, Vic 3150. Ph : 0418 17 13 17

E-mail : [scott@computime.com.au](mailto:scott@computime.com.au)

