



2012



# Round 7 : Queensland Raceway : September 14 - 16

## SPORTS RACER

### Race 3

Date: 16/09/12

Event: R20

Started at: 16:49:03

Laps: 20 Min + 0

Lap

Starters: 10

Printed at: 17:14

Weather: Partly cloudy - Temp: 22.3C

Track: Dry - Temp: 29.7C

## PROVISIONAL CLASSIFICATION

Pos	No	Gr	Name	Class	Machine	Laps	Race Time	Behind	Fastest Lap	On Lap
1	98		Adam PROCTOR (NSW) / AP Racing	SR1	Stohr Suzuki GSXR WF1	18	20:56.545		1:08.900	7
2	56		James WINSLOW (UK) / West Race Cars	SR1	West Kawasaki WR 1000	18	20:57.113	.568	1:09.024	17
3	66		Aaron STEER (SA) / West Race Cars	SR2	West Suzuki Hayabusa WX10	18	21:03.968	7.423	1:09.213	7
4	2		Michael SHAW (NSW) / AP Racing	SR1	Stohr Suzuki GSXR WF1	18	21:28.893	32.348	1:10.293	6
5	81		Craig PERRY (NSW) / AP Racing	SR1	Stohr Suzuki GSXR WF1	18	21:29.225	32.680	1:10.325	14
6	61		Mark LAUCKE (SA) / Laucke Flour Mills	SR1	West Kawasaki WR 1000	18	21:41.826	45.281	1:11.306	9
7	53		Jonathon STOECKEL (SA)	SR1	West Kawasaki WR 1000	18	21:52.816	56.271	1:11.568	6
8	27		Darren BARLOW (NSW) / AP Racing	SR1	West Kawasaki WR 1000	17	21:06.124	1 Lap	1:12.258	5
9	18		Jon MILLS (QLD) / West Race Cars	SR1	West Kawasaki WR 1000	17	21:09.456	1 Lap	1:12.216	13
10	33		Michael WHITING (SA) / Taylor Collison Stock Brokers	SR1	West Kawasaki WR 1000	17	21:26.789	1 Lap	1:11.605	8

Fastest Lap was 1:08.900 by Adam PROCTOR (NSW)

New race lap record for SR class - Previous: 1:08.982 by Adam PROCTOR (NSW) on a Stohr Suzuki GSXR WF1 set on 16/09/12

The results are provisional until the end of the time limit for protests and appeals.

Chief Time Keeper - Scott Laing

Clerk of Course - Paul Cansdale



Computime Race Timing Systems Pty Ltd © 1996-2008


Licensed to Computime Race Timing Systems

[www.computime.com.au](http://www.computime.com.au)

COMPUTIME RACE TIMING SYSTEMS PTY LTD

9 Timber Lane, Glen Waverley, Vic 3150. Ph : 0418 17 13 17

E-mail : [scott@computime.com.au](mailto:scott@computime.com.au)





# Round 7 : Queensland Raceway : September 14 - 16

## SPORTS RACER

### Race 3

Date: 16/09/12

Event: R20

Started at: 16:49:03

Laps: 20 Min + 0

Lap

Starters: 10

Printed at: 17:14

Weather: Partly cloudy - Temp: 22.3C

Track: Dry - Temp: 29.7C

## PROVISIONAL LAP TIMES

No	Name	Lap 1	Lap 2	Lap 3	Lap 4	Lap 5	Lap 6	Lap 7	Lap 8	Lap 9	Lap 10
2	Michael SHAW (NSW)	1:19.300	1:11.673	1:12.108	1:11.236	1:10.799	<b>1:10.293</b>	1:10.792	1:10.509	1:12.930	1:11.469
10		1:11.155	1:10.655	1:11.442	1:10.877	1:10.982	1:10.762	1:10.860	1:11.051		
18	Jon MILLS (QLD)	1:19.680	1:13.346	1:15.408	1:26.580	1:13.152	1:13.650	1:13.101	1:13.241	1:15.270	1:12.929
10		1:13.999	1:13.002	<b>1:12.216</b>	1:13.830	1:13.151	1:14.329	1:12.572			
27	Darren BARLOW (NSW)	1:22.323	1:12.666	1:13.756	1:14.127	<b>1:12.258</b>	1:12.855	1:12.800	1:14.332	1:15.397	1:14.385
10		1:14.301	1:13.833	1:13.371	1:15.277	1:14.368	1:15.090	1:14.985			
33	Michael WHITING (SA)	1:23.049	1:12.759	1:13.466	1:14.316	1:12.471	1:15.383	1:12.155	<b>1:11.605</b>	1:29.232	1:12.229
10		1:13.308	1:12.967	1:12.325	1:15.058	1:25.058	1:16.505	1:14.903			
53	Jonathon STOECKEL (SA)	1:20.661	1:12.535	1:14.544	1:14.578	1:11.989	<b>1:11.568</b>	1:12.234	1:11.916	1:12.630	1:12.028
10		1:11.781	1:12.958	1:11.694	1:12.976	1:12.135	1:12.290	1:12.116	1:12.183		
56	James WINSLOW (UK)	1:16.103	1:09.930	1:09.432	1:09.785	1:09.451	1:09.424	1:09.348	1:09.477	1:10.240	1:09.288
10		1:09.459	1:09.391	1:09.397	1:09.198	1:09.578	1:09.443	<b>1:09.024</b>	1:09.145		
61	Mark LAUCKE (SA)	1:18.734	1:12.020	1:12.097	1:12.228	1:12.325	1:11.896	1:13.339	1:11.919	<b>1:11.306</b>	1:11.675
10		1:11.356	1:11.678	1:11.977	1:11.735	1:11.713	1:11.753	1:12.191	1:11.884		
66	Aaron STEER (SA)	1:14.778	1:10.044	1:10.065	1:10.940	1:10.643	1:09.685	<b>1:09.213</b>	1:09.444	1:09.431	1:09.758
10		1:09.719	1:10.020	1:09.647	1:09.851	1:09.727	1:10.479	1:10.061	1:10.463		
81	Craig PERRY (NSW)	1:20.013	1:13.414	1:13.469	1:11.290	1:11.003	1:10.744	1:12.057	1:10.960	1:11.173	1:10.896
10		1:10.471	1:10.958	1:10.575	<b>1:10.325</b>	1:10.348	1:10.419	1:10.489	1:10.621		
98	Adam PROCTOR (NSW)	1:16.603	1:09.894	1:09.566	1:10.004	1:09.985	1:09.121	<b>1:08.900</b>	1:08.962	1:09.521	1:09.014
10		1:08.962	1:09.435	1:09.404	1:09.193	1:10.104	1:09.288	1:09.250	1:09.339		

The results are provisional until the end of the time limit for protests and appeals.

Chief Time Keeper - Scott Laing

Clerk of Course - Paul Cansdale



Computime Race Timing Systems Pty Ltd © 1996-2008


Licensed to Computime Race Timing Systems

[www.computime.com.au](http://www.computime.com.au)

COMPUTIME RACE TIMING SYSTEMS PTY LTD

9 Timber Lane, Glen Waverley, Vic 3150. Ph : 0418 17 13 17

E-mail : [scott@computime.com.au](mailto:scott@computime.com.au)



**Round 7 : Queensland Raceway : September 14 - 16**

**SPORTS RACER**

**Race 3**

Date: 16/09/12

Event: R20

Started at: 16:49:03

Laps: 20 Min + 0

Lap

Starters: 10

Printed at: 17:14

Weather: Partly cloudy - Temp: 22.3C


Track: Dry - Temp: 29.7C

**PROVISIONAL SPLIT TIMES**

Lap	Split 1	Split 2	Split 3	Lap Time	Lap	Split 1	Split 2	Split 3	Lap Time
<b>2 Michael SHAW (NSW) (4th)</b>					<b>56 James WINSLOW (UK) (2nd)</b>				
1	28.557	33.083	17.660	1:19.300	1	28.487	31.072	16.544	1:16.103
2	23.466	31.100	17.107	1:11.673	2	23.048	30.389	16.493	1:09.930
3	23.948	31.097	17.063	1:12.108	3	22.923	30.046	16.463	1:09.432
4	23.497	31.027	16.712	1:11.236	4	22.818	30.483	16.484	1:09.785
5	23.291	30.750	16.758	1:10.799	5	22.791	30.087	16.573	1:09.451
6	23.285	<b>30.332</b>	16.676	<b>1:10.293</b>	6	22.703	30.258	16.463	1:09.424
7	23.544	30.720	<b>16.528</b>	1:10.792	7	22.693	30.153	16.502	1:09.348
8	<b>23.155</b>	30.662	16.692	1:10.509	8	22.794	30.276	16.407	1:09.477
9	23.480	32.206	17.244	1:12.930	9	23.779	30.037	16.424	1:10.240
10	23.676	30.947	16.846	1:11.469	10	22.793	30.138	16.357	1:09.288
11	23.545	30.800	16.810	1:11.155	11	<b>22.654</b>	30.271	16.534	1:09.459
12	23.424	30.522	16.709	1:10.655	12	22.743	30.152	16.496	1:09.391
13	23.628	31.052	16.762	1:11.442	13	22.726	30.158	16.513	1:09.397
14	23.343	30.626	16.908	1:10.877	14	22.684	30.088	16.426	1:09.198
15	23.640	30.625	16.717	1:10.982	15	22.744	30.165	16.669	1:09.578
16	23.383	30.685	16.694	1:10.762	16	22.989	30.024	16.430	1:09.443
17	23.569	30.622	16.669	1:10.860	17	22.732	<b>29.943</b>	<b>16.349</b>	<b>1:09.024</b>
18	23.574	30.603	16.874	1:11.051	18	22.663	30.014	16.468	1:09.145
<b>18 Jon MILLS (QLD) (9th)</b>					<b>61 Mark LAUCKE (SA) (6th)</b>				
1	30.682	31.666	17.332	1:19.680	1	29.830	31.681	17.223	1:18.734
2	23.938	32.258	17.150	1:13.346	2	23.667	31.347	17.006	1:12.020
3	25.446	32.588	17.374	1:15.408	3	23.851	31.311	16.935	1:12.097
4	24.078	44.917	17.585	1:26.580	4	23.645	31.630	16.953	1:12.228
5	23.863	32.324	<b>16.965</b>	1:13.152	5	23.972	31.470	16.883	1:12.325
6	24.310	32.227	17.113	1:13.650	6	23.899	31.254	16.743	1:11.896
7	23.940	31.989	17.172	1:13.101	7	24.075	32.150	17.114	1:13.339
8	23.904	32.115	17.222	1:13.241	8	23.865	31.260	16.794	1:11.919
9	25.568	32.331	17.371	1:15.270	9	<b>23.537</b>	31.004	16.765	<b>1:11.306</b>
10	24.044	31.705	17.180	1:12.929	10	23.699	31.145	16.831	1:11.675
11	23.824	33.126	17.049	1:13.999	11	23.675	<b>30.959</b>	16.722	1:11.356
12	23.758	32.093	17.151	1:13.002	12	23.819	31.026	16.833	1:11.678
13	23.664	<b>31.487</b>	17.065	<b>1:12.216</b>	13	23.697	31.437	16.843	1:11.977
14	<b>23.539</b>	33.015	17.276	1:13.830	14	23.853	31.193	16.689	1:11.735
15	24.079	31.739	17.333	1:13.151	15	23.768	31.304	<b>16.646</b>	1:11.713

*Scott Laing*  
 Chief Time Keeper - Scott Laing

*Paul Cansdale*  
 Clerk of Course - Paul Cansdale





2012



# Round 7 : Queensland Raceway : September 14 - 16

## SPORTS RACER

### Race 3

Date: 16/09/12

Event: R20

Started at: 16:49:03

Laps: 20 Min + 0

Lap

Starters: 10

Printed at: 17:14

Weather: Partly cloudy - Temp: 22.3C

Track: Dry - Temp: 29.7C

### PROVISIONAL SPLIT TIMES

Lap	Split 1	Split 2	Split 3	Lap Time	Lap	Split 1	Split 2	Split 3	Lap Time
16	24.717	32.042	17.570	1:14.329	16	23.828	31.022	16.903	1:11.753
17	23.737	31.532	17.303	1:12.572	17	23.812	31.340	17.039	1:12.191
					18	24.056	31.127	16.701	1:11.884
<b>27 Darren BARLOW (NSW) (8th)</b>					<b>66 Aaron STEER (SA) (3rd)</b>				
1	32.794	32.090	17.439	1:22.323	1	27.530	30.719	16.529	1:14.778
2	24.170	31.526	<b>16.970</b>	1:12.666	2	23.140	30.612	<b>16.292</b>	1:10.044
3	24.237	32.291	17.228	1:13.756	3	23.231	30.364	16.470	1:10.065
4	24.286	32.577	17.264	1:14.127	4	23.199	31.283	16.458	1:10.940
5	<b>23.779</b>	<b>31.480</b>	16.999	<b>1:12.258</b>	5	22.856	31.285	16.502	1:10.643
6	24.022	31.853	16.980	1:12.855	6	22.963	30.393	16.329	1:09.685
7	24.175	31.537	17.088	1:12.800	7	<b>22.798</b>	30.090	16.325	<b>1:09.213</b>
8	24.662	32.035	17.635	1:14.332	8	23.032	30.102	16.310	1:09.444
9	25.106	32.135	18.156	1:15.397	9	23.028	<b>29.999</b>	16.404	1:09.431
10	24.679	32.551	17.155	1:14.385	10	23.168	30.277	16.313	1:09.758
11	24.725	32.315	17.261	1:14.301	11	23.091	30.268	16.360	1:09.719
12	24.811	31.972	17.050	1:13.833	12	23.301	30.357	16.362	1:10.020
13	24.602	31.786	16.983	1:13.371	13	23.118	30.081	16.448	1:09.647
14	24.850	32.560	17.867	1:15.277	14	23.217	30.301	16.333	1:09.851
15	24.728	32.361	17.279	1:14.368	15	23.148	30.158	16.421	1:09.727
16	24.580	32.974	17.536	1:15.090	16	23.240	30.483	16.756	1:10.479
17	25.014	32.699	17.272	1:14.985	17	23.459	30.191	16.411	1:10.061
					18	23.325	30.569	16.569	1:10.463
<b>33 Michael WHITING (SA) (10th)</b>					<b>81 Craig PERRY (NSW) (5th)</b>				
1	33.282	32.125	17.642	1:23.049	1	30.912	31.846	17.255	1:20.013
2	23.974	31.457	17.328	1:12.759	2	23.706	32.730	16.978	1:13.414
3	24.493	31.546	17.427	1:13.466	3	24.982	31.427	17.060	1:13.469
4	24.100	33.011	17.205	1:14.316	4	23.487	30.915	16.888	1:11.290
5	23.300	32.054	17.117	1:12.471	5	23.245	30.883	16.875	1:11.003
6	23.522	34.634	17.227	1:15.383	6	23.207	30.809	16.728	1:10.744
7	23.824	31.302	<b>17.029</b>	1:12.155	7	23.898	31.196	16.963	1:12.057
8	<b>23.177</b>	<b>30.985</b>	17.443	<b>1:11.605</b>	8	23.099	30.933	16.928	1:10.960
9	39.578	32.449	17.205	1:29.232	9	23.440	30.804	16.929	1:11.173
10	23.393	31.796	17.040	1:12.229	10	23.227	30.903	16.766	1:10.896
11	23.927	32.035	17.346	1:13.308					
12	23.797	31.733	17.437	1:12.967					

Chief Time Keeper - Scott Laing

Clerk of Course - Paul Cansdale



Computime Race Timing Systems Pty Ltd © 1996-2008

Licensed to Computime Race Timing Systems

[www.computime.com.au](http://www.computime.com.au)

COMPUTIME RACE TIMING SYSTEMS PTY LTD

9 Timber Lane, Glen Waverley, Vic 3150. Ph : 0418 17 13 17

E-mail : [scott@computime.com.au](mailto:scott@computime.com.au)





2012



# Round 7 : Queensland Raceway : September 14 - 16

## SPORTS RACER

### Race 3

Date: 16/09/12

Event: R20

Started at: 16:49:03

Laps: 20 Min + 0

Lap

Starters: 10

Printed at: 17:14

Weather: Partly cloudy - Temp: 22.3C

Track: Dry - Temp: 29.7C

### PROVISIONAL SPLIT TIMES

Lap	Split 1	Split 2	Split 3	Lap Time	Lap	Split 1	Split 2	Split 3	Lap Time
13	23.708	31.432	17.185	1:12.325	11	23.002	30.681	16.788	1:10.471
14	23.622	33.219	18.217	1:15.058	12	23.346	30.816	16.796	1:10.958
15	23.428	32.160	29.470	1:25.058	13	23.271	30.550	16.754	1:10.575
16	26.082	32.341	18.082	1:16.505	14	23.111	<b>30.489</b>	<b>16.725</b>	<b>1:10.325</b>
17	24.473	32.624	17.806	1:14.903	15	23.026	30.587	16.735	1:10.348
					16	<b>22.991</b>	30.695	16.733	1:10.419
					17	23.060	30.606	16.823	1:10.489
					18	23.212	30.503	16.906	1:10.621
<b>53 Jonathon STOECKEL (SA) (7th)</b>									
1	31.433	31.734	17.494	1:20.661					
2	23.537	31.929	17.069	1:12.535					
3	24.815	32.415	17.314	1:14.544					
4	23.298	34.184	17.096	1:14.578					
5	23.354	31.495	17.140	1:11.989					
6	23.179	31.186	17.203	<b>1:11.568</b>					
7	23.682	31.312	17.240	1:12.234					
8	23.577	31.297	<b>17.042</b>	1:11.916					
9	23.522	31.629	17.479	1:12.630					
10	23.535	31.242	17.251	1:12.028					
11	23.247	31.268	17.266	1:11.781					
12	23.391	32.328	17.239	1:12.958					
13	23.356	31.291	17.047	1:11.694					
14	<b>23.123</b>	32.640	17.213	1:12.976					
15	23.362	31.672	17.101	1:12.135					
16	23.571	31.493	17.226	1:12.290					
17	23.806	<b>31.132</b>	17.178	1:12.116					
18	23.728	31.280	17.175	1:12.183					
					<b>98 Adam PROCTOR (NSW) (1st)</b>				
					1	28.037	32.012	16.554	1:16.603
					2	23.149	30.427	16.318	1:09.894
					3	23.030	30.340	16.196	1:09.566
					4	22.803	31.045	<b>16.156</b>	1:10.004
					5	22.761	30.863	16.361	1:09.985
					6	22.826	30.101	16.194	1:09.121
					7	22.694	<b>30.020</b>	16.186	<b>1:08.900</b>
					8	<b>22.612</b>	30.126	16.224	1:08.962
					9	23.333	30.021	16.167	1:09.521
					10	22.655	30.157	16.202	1:09.014
					11	22.630	30.127	16.205	1:08.962
					12	23.022	30.146	16.267	1:09.435
					13	22.742	30.337	16.325	1:09.404
					14	22.797	30.153	16.243	1:09.193
					15	22.839	30.675	16.590	1:10.104
					16	22.899	30.101	16.288	1:09.288
					17	22.678	30.204	16.368	1:09.250
					18	22.681	30.209	16.449	1:09.339

The results are provisional until the end of the time limit for protests and appeals.

Chief Time Keeper - Scott Laing

Clerk of Course - Paul Cansdale



Computime Race Timing Systems Pty Ltd © 1996-2008

Licensed to Computime Race Timing Systems

[www.computime.com.au](http://www.computime.com.au)

COMPUTIME RACE TIMING SYSTEMS PTY LTD

9 Timber Lane, Glen Waverley, Vic 3150. Ph : 0418 17 13 17

E-mail : [scott@computime.com.au](mailto:scott@computime.com.au)





2012



# Round 7 : Queensland Raceway : September 14 - 16

## SPORTS RACER

### Race 3

Date: 16/09/12

Event: R20

Started at: 16:49:03

Laps: 20 Min + 0

Lap

Starters: 10

Printed at: 17:14

### PROVISIONAL FASTEST LAPS SEQUENCE

Weather: Partly cloudy - Temp: 22.5C

Track: Dry - Temp: 29.7C

Lap	Race Pos	No	Name	Machine	Fastest Lap	On Lap
1	1	66	Aaron STEER (SA)	West Suzuki Hayabusa WX10	1:14.778	1
2	1	66	Aaron STEER (SA)	West Suzuki Hayabusa WX10	1:10.044	2
2	2	56	James WINSLOW (UK)	West Kawasaki WR 1000	1:09.930	2
2	3	98	Adam PROCTOR (NSW)	Stohr Suzuki GSXR WF1	1:09.894	2
3	2	56	James WINSLOW (UK)	West Kawasaki WR 1000	1:09.432	3
6	1	56	James WINSLOW (UK)	West Kawasaki WR 1000	1:09.424	6
6	2	98	Adam PROCTOR (NSW)	Stohr Suzuki GSXR WF1	1:09.121	6
7	2	98	Adam PROCTOR (NSW)	Stohr Suzuki GSXR WF1	1:08.900	7

The results are provisional until the end of the time limit for protests and appeals.

Chief Time Keeper - Scott Laing

Clerk of Course - Paul Cansdale



Computime Race Timing Systems Pty Ltd © 1996-2008

Licensed to Computime Race Timing Systems

[www.computime.com.au](http://www.computime.com.au)

COMPUTIME RACE TIMING SYSTEMS PTY LTD

9 Timber Lane, Glen Waverley, Vic 3150. Ph : 0418 17 13 17

E-mail : [scott@computime.com.au](mailto:scott@computime.com.au)





# Round 7 : Queensland Raceway : September 14 - 16

## SPORTS RACER

### Race 3

Date: 16/09/12

Event: R20

Started at: 16:49:03

Laps: 20 Min + 0

Lap

Starters: 10

Printed at: 17:14

Weather: Partly cloudy - Temp: 22.3C

Track: Dry - Temp: 29.7C

## PROVISIONAL LAP SHEET

Lap 1		Lap 2		Lap 3		Lap 4		Lap 5		Lap 6		Lap 7		Lap 8		Lap 9	
1:14.778	66	2:24.822	66	3:34.887	66	4:45.250	56	5:54.701	56	7:04.125	56	8:13.473	56	9:22.950	56	10:32.556	98
-1.325	56	-1.211	56	-0.578	56	-0.577	66	-1.351	98	-1.048	98	-0.600	98	-0.085	98	-0.634	56
-1.825	98	-1.675	98	-1.176	98	-0.817	98	-1.769	66	-2.030	66	-1.895	66	-1.862	66	-1.687	66
-3.956	61	-5.932	61	-7.964	61	-9.067	2	-10.415	2	-11.284	2	-12.728	2	-13.760	2	-17.084	2
-4.522	2	-6.151	2	-8.194	2	-9.829	61	-12.703	61	-15.175	61	-18.517	81	-20.000	81	-21.567	81
-4.902	18	-8.204	18	-12.009	81	-12.936	81	-14.488	81	-15.808	81	-19.166	61	-21.608	61	-23.308	61
-5.235	81	-8.374	53	-12.853	53	-17.068	53	-19.606	53	-21.750	53	-24.636	53	-27.075	53	-30.099	53
-5.883	53	-8.605	81	-13.547	18	-17.622	27	-20.429	27	-23.860	27	-27.312	27	-32.167	27	-37.958	27
-7.545	27	-10.167	27	-13.858	27	-18.340	33	-21.360	33	-27.319	33	-30.126	33	-32.254	33	-50.872	18
-8.271	33	-10.986	33	-14.387	33	-29.764	18	-33.465	18	-37.691	18	-41.444	18	-45.208	18	-51.880	33

Chief Time Keeper - Scott Laing

Clerk of Course - Paul Cansdale



Computime Race Timing Systems Pty Ltd © 1996-2008

Licensed to Computime Race Timing Systems

[www.computime.com.au](http://www.computime.com.au)

COMPUTIME RACE TIMING SYSTEMS PTY LTD

9 Timber Lane, Glen Waverley, Vic 3150. Ph : 0418 17 13 17

E-mail : [scott@computime.com.au](mailto:scott@computime.com.au)





Round 7 : Queensland Raceway : September 14 - 16

SPORTS RACER

Race 3

Date: 16/09/12

Event: R20

Started at: 16:49:03

Laps: 20 Min + 0

Lap

Starters: 10

Printed at: 17:14

Weather: Partly cloudy - Temp: 22.3C

Track: Dry - Temp: 29.7C

PROVISIONAL LAP SHEET

Table with 9 columns (Lap 10 to Lap 18) and 10 rows of timing data for various riders.

The results are provisional until the end of the time limit for protests and appeals.

Handwritten signature of Scott Laing

Chief Time Keeper - Scott Laing

Handwritten signature of Paul Cansdale

Clerk of Course - Paul Cansdale



Computime Race Timing Systems Pty Ltd © 1996-2008

Licensed to Computime Race Timing Systems

www.computime.com.au

COMPUTIME RACE TIMING SYSTEMS PTY LTD

9 Timber Lane, Glen Waverley, Vic 3150. Ph : 0418 17 13 17

E-mail : scott@computime.com.au







# Round 7 : Queensland Raceway : September 14 - 16

## SPORTS RACER Race 3

Date: 16/09/12  
Event: R20

Started at: 16:49:03  
Laps: 20 Min + 0  
Lap  
Starters: 10  
Printed at: 17:14

Weather: Partly cloudy - Temp: 22.3C  
Track: Dry - Temp: 29.7C

### PROVISIONAL LAP CHART

Grid	1	2	3	4	5	6	7	8	9	10	11	12	13	14	15	16	17	18
66	66	66	66	56	56	56	56	56	98	98	98	98	98	98	98	98	98	98
98	56	56	56	66	98	98	98	98	56	56	56	56	56	56	56	56	56	56
56	98	98	98	98	66	66	66	66	66	66	66	66	66	66	66	66	66	66
2	61	61	61	2	2	2	2	2	2	2	2	2	2	2	2	2	2	2
81	2	2	2	61	61	61	81	81	81	81	81	81	81	81	81	81	81	81
61	18	18	81	81	81	81	61	61	61	61	61	61	61	61	61	61	61	61
18	81	53	53	53	53	53	53	53	53	53	53	53	53	53	53	53	53	53
33	53	81	18	27	27	27	27	27	27	27	27	27	27	27	27	27	27	27
27	27	27	27	33	33	33	33	33	18	18	33	33	33	18	18	18	18	18
53	33	33	33	18	18	18	18	18	33	33	18	18	18	33	33	33	33	33

The results are provisional until the end of the time limit for protests and appeals.

Chief Time Keeper - Scott Laing

Clerk of Course - Paul Cansdale



Computime Race Timing Systems Pty Ltd © 1996-2008


Licensed to Computime Race Timing Systems

[www.computime.com.au](http://www.computime.com.au)

COMPUTIME RACE TIMING SYSTEMS PTY LTD

9 Timber Lane, Glen Waverley, Vic 3150. Ph : 0418 17 13 17

E-mail : [scott@computime.com.au](mailto:scott@computime.com.au)





**Round 7 : Queensland Raceway : September 14 - 16**

**SPORTS RACER  
PROVISIONAL ROUND POINTS**

**SPORTS RACER - CLASS 1**

Pos	No	Name	Rnd 5	Rnd 5	Rnd 5	Total
			Race 1	Race 2	Race 3	
1	98	Adam PROCTOR	35	38	38	111
2	56	James WINSLOW	38	35	35	108
3	2	Michael SHAW	33	33	33	99
4	81	Craig PERRY	32	32	32	96
5	61	Mark LAUCKE	31	31	31	93
6	18	Jon MILLS (QLD)	30	30	28	88
7	27	Darren BARLOW	29	28	29	86
8	53	Jonathon STOECKEL	0	27	30	57
9	33	Michael WHITING	0	29	27	56

**SPORTS RACER - CLASS 2**

Pos	No	Name	Rnd 5	Rnd 5	Rnd 5	Total
			Race 1	Race 2	Race 3	
1	66	Aaron STEER	38	38	38	114

Chief Time Keeper - Scott Laing

Clerk of Course - Paul Cansdale



Computime Race Timing Systems Pty Ltd © 1996-2008


Licensed to Computime Race Timing Systems

[www.computime.com.au](http://www.computime.com.au)

**COMPUTIME RACE TIMING SYSTEMS PTY LTD**

9 Timber Lane, Glen Waverley, Vic 3150. Ph : 0418 17 13 17

E-mail : [scott@computime.com.au](mailto:scott@computime.com.au)





# Round 7 : Queensland Raceway : September 14 - 16

## SPORTS RACER PROVISIONAL SERIES POINTS

### SPORTS RACER - CLASS 1

Pos	No	Name	Rnd 1	Rnd 2	Rnd 3	Rnd 4	Rnd 5 Race 1	Rnd 5 Race 2	Rnd 5 Race 3	Total
1	98	Adam PROCTOR	108	111	109	111	35	38	38	550
2	2	Michael SHAW	99	73	102	62	33	33	33	435
3	56	James WINSLOW	111	0	101	106	38	35	35	426
4	53	Jonathon STOECKEL	87	33	64	59	0	27	30	300
5	33	Michael WHITING	55	90	90	0	0	29	27	291
6	27	Darren BARLOW	0	0	88	94	29	28	29	268
7		Greg STEER	0	86	92	85	0	0	0	263
8	61	Mark LAUCKE	0	101	0	63	31	31	31	257
9		Peter MACKIE	88	85	58	0	0	0	0	231
10		Rhett PAYNE	59	96	0	60	0	0	0	215
11	81	Craig PERRY	0	0	0	29	32	32	32	125
12		Asher JOHNSTON	0	0	0	96	0	0	0	96
13		Aaron STEER	94	0	0	0	0	0	0	94
14		Gerrit RUFF	94	0	0	0	0	0	0	94
15		Greg KEENE	0	93	0	0	0	0	0	93
16		Amanda SPARKS	0	0	91	0	0	0	0	91
17	18	Jon MILLS (QLD)	0	0	0	0	30	30	28	88

### SPORTS RACER - CLASS 2

Pos	No	Name	Rnd 1	Rnd 2	Rnd 3	Rnd 4	Rnd 5 Race 1	Rnd 5 Race 2	Rnd 5 Race 3	Total
1	66	Aaron STEER	0	111	70	38	38	38	38	333
2	15	Josh HUNT	0	38	76	0	0	0	0	114
3		Trent HARRISON	0	0	0	76	0	0	0	76

*Scott Laing*

Chief Time Keeper - Scott Laing

*Paul Cansdale*

Clerk of Course - Paul Cansdale



Computime Race Timing Systems Pty Ltd © 1996-2008

Licensed to Computime Race Timing Systems

[www.computime.com.au](http://www.computime.com.au)

**COMPUTIME RACE TIMING SYSTEMS PTY LTD**

9 Timber Lane, Glen Waverley, Vic 3150. Ph : 0418 17 13 17

E-mail : [scott@computime.com.au](mailto:scott@computime.com.au)

