

2014 Australian Superbike Championships



Round 2

Phillip Island GP Circuit

July 19 & 20

PRODUCTION / FORMULA 400

Race 2



Date: 20/07/14
Event: R04
Weather: Fine & mostly cloudy - 10.1C
Track: Wet - Temp: 12.5C

Started at: 10:51:15
Laps: 6
Starters: 21
Printed at: 12:52

PROVISIONAL CLASSIFICATION

Pos	No	Name	Class	Machine	Laps	Race Time	Behind	Fastest Lap	On Lap	Top Speed
1	39	Brian BEZZINA (VIC) / Motorcycle Movers	F4	Honda CBR 400	6	12:41.031		2:04.394	5	200
2	67	Adam NICOLSON (VIC)	F4	Kawasaki ZXR 400	6	13:09.989	28.958	2:09.195	2	203
3	93	Jessica DERRIN (WA) / Trakdayz / Arilect / M&M Plumbing / One2One / Helmet House	2PR	Kawasaki Ninja 250	6	13:11.869	30.838	2:07.160	6	171
4	48	Tim BOUJOS (WA) / Trakdayz / Arilect / M&M Plumbing / One2One / Helmet House	2PR	Kawasaki Ninja 250	6	13:42.168	1:01.137	2:13.200	5	164
5	40	Craig WHITE (NSW) / WRP Bridgestone Racing / Castrol / Delta Brake Pads	F4	Honda VFR 400	6	13:50.577	1:09.546	2:12.574	5	180
6	H	Harrick SIMONS (NZ) / Response RE/ Racesupplies.co.nz / Motoxtreme / Mum	2PR	Kawasaki Ninja 250	6	13:53.492	1:12.461	2:10.493	5	170
7	61	Mark FERRARI (VIC) / Ferrari Dental Care	2PR	Kawasaki Ninja 250	6	13:53.717	1:12.686	2:16.983	2	161
8	38	Greg EPIS (NSW) / ResponseRE / Blue Tongue Finance / WRP / Shock Treatment	3PR	Kawasaki Ninja 300	6	14:13.692	1:32.661	2:18.939	5	177
9	83	Lachlan EPIS (NSW)		Honda CBR 500	6	14:16.702	1:35.671	2:20.638	4	184
10	21	Illich ROSS (VIC) / Chas Hern Racing / Adrenalin Performance / RST/ BELL / AFAM/ EK	2PR	Kawasaki Ninja 250	6	14:19.573	1:38.542	2:19.076	5	164
11	86	Luke DAVIES (VIC)	2PR	Kawasaki Ninja 250	6	14:42.907	2:01.876	2:22.382	3	164
12	77	Mitch KAVNEY (NSW) / Bullet Racing / Pirteck Muswellbrook / Creative Embroidery	3PR	Kawasaki Ninja 300	6	14:48.474	2:07.443	2:19.375	6	166
13	36	Grant JORDAN (NSW) / Reliance Motorsport Aberdeen	2PR	Kawasaki Ninja 250	6	14:58.446	2:17.415	2:26.157	4	165
14	11	Luke SANDERS (VIC)	2PR	Kawasaki Ninja 250	6	15:11.930	2:30.899	2:27.834	4	167
15	59	Melanie CROCKFORD (WA)	3PR	Kawasaki Ninja 300	5	13:05.046	1 Lap	2:29.390	5	167
16	13	Chris GALLAGHER (VIC) / Mask Imagery / Book On	2PR	Kawasaki Ninja 250	5	13:11.487	1 Lap	2:33.947	3	157
17	47	Jack GALLAGHER (VIC) / Mask Imagery / Book On	2PR	Kawasaki Ninja 250	5	13:53.446	1 Lap	2:41.103	4	157
18	99	Tyler FERRARI (VIC) / Ferrari Dental Care	2PR	Kawasaki Ninja 250	5	13:53.958	1 Lap	2:44.212	4	155
19	17	Helen PARKER (WA)	2PR	Kawasaki Ninja 250	5	14:03.169	1 Lap	2:45.663	4	154
DNF	98	Josh McHENRY (VIC) / Tricomms National / Xtech / MotoV8 / City Edge M-cycles	2PR	Kawasaki Ninja 250	5	11:04.689	1 Lap	2:09.909	4	166
DNF	K	Kagan SIMONS (NZ) / Response RE/ Racesupplies.co.nz / Motoxtreme / Mum	2PR	Kawasaki Ninja 250	4	9:51.502	2 Laps	2:25.188	4	163

Fastest Lap was 2:04.394 by Brian BEZZINA (VIC)

Current race lap record for F400 class - 1:45.189 by Steve TOZER (VIC) on a Kawasaki ZXR 400 set on 18/11/07

Current race lap record for PRN class - 1:58.506 by Mitch KAVNEY (NSW) on a Kawasaki Ninja 300 set on 19/07/14

The results are provisional until the end of the time limit for protests and appeals.

Chief Time Keeper - Scott Laing

Clerk of Course - Tom Williams


Computime Race Timing Systems Pty Ltd © 1996
Licensed to Computime Race Timing Systems

www.computime.com.au

COMPUTIME RACE TIMING SYSTEMS PTY LTD

9 Timber Lane, Glen Waverley, Vic 3150. Ph : 0418 17 13 17

E-mail : scott@computime.com.au



2014 Australian Superbike Championships



Round 2 Phillip Island GP Circuit July 19 & 20



PRODUCTION / FORMULA 400

Race 2

Date: 20/07/14
Event: R04
Weather: Fine & mostly cloudy - 10.1C
Track: Wet - Temp: 12.5C


Started at: 10:51:15
Laps: 6
Starters: 21
Printed at: 12:52

PROVISIONAL LAP TIMES

No	Name	Lap 1	Lap 2	Lap 3	Lap 4	Lap 5	Lap 6
H	Harrick SIMONS (NZ)	2:22.701	2:43.520	2:11.785	2:12.323	2:10.493	2:12.670
K	Kagan SIMONS (NZ)	2:33.394	2:27.537	2:25.383	2:25.188		
11	Luke SANDERS (VIC)	2:38.208	2:29.810	2:29.141	2:27.834	2:30.585	2:36.352
13	Chris GALLAGHER (VIC)	2:49.748	2:36.080	2:33.947	2:35.397	2:36.315	
17	Helen PARKER (WA)	2:57.561	2:47.146	2:46.077	2:45.663	2:46.722	
21	Illich ROSS (VIC)	2:31.089	2:22.107	2:21.265	2:21.580	2:19.076	2:24.456
36	Grant JORDAN (NSW)	2:38.658	2:30.600	2:26.257	2:26.157	2:27.869	2:28.905
38	Greg EPIS (NSW)	2:30.062	2:22.808	2:21.165	2:21.136	2:18.939	2:19.582
39	Brian BEZZINA (VIC)	2:14.394	2:06.823	2:05.835	2:05.190	2:04.394	2:04.395
40	Craig WHITE (NSW)	2:28.097	2:16.484	2:15.484	2:14.290	2:12.574	2:23.648
47	Jack GALLAGHER (VIC)	2:54.652	2:47.574	2:45.583	2:41.103	2:44.534	
48	Tim BOUJOS (WA)	2:22.792	2:21.215	2:15.044	2:14.228	2:13.200	2:15.689
59	Melanie CROCKFORD (WA)	2:54.420	2:33.752	2:33.449	2:34.035	2:29.390	
61	Mark FERRARI (VIC)	2:25.238	2:16.983	2:17.665	2:17.140	2:18.138	2:18.553
67	Adam NICOLSON (VIC)	2:16.241	2:09.195	2:09.645	2:10.610	2:12.171	2:12.127
77	Mitch KAVNEY (NSW)	2:22.244	3:04.785	2:21.787	2:20.595	2:19.688	2:19.375
83	Lachlan EPIS (NSW)	2:29.060	2:22.836	2:22.189	2:20.638	2:21.305	2:20.674
86	Luke DAVIES (VIC)	2:30.710	2:23.518	2:22.382	2:24.901	2:28.232	2:33.164
93	Jessica DERRIN (WA)	2:22.801	2:12.881	2:10.144	2:09.261	2:09.622	2:07.160
98	Josh McHENRY (VIC)	2:22.959	2:11.659	2:10.067	2:09.909	2:10.095	
99	Tyler FERRARI (VIC)	2:53.643	2:45.874	2:45.156	2:44.212	2:45.073	

The results are provisional until the end of the time limit for protests and appeals.


Chief Time Keeper - Scott Laing


Clerk of Course - Tom Williams



Computime Race Timing Systems Pty Ltd © 1996
Licensed to Computime Race Timing Systems

www.computime.com.au

COMPUTIME RACE TIMING SYSTEMS PTY LTD

9 Timber Lane, Glen Waverley, Vic 3150. Ph : 0418 17 13 17

E-mail : scott@computime.com.au



2014 Australian Superbike Championships



Round 2

Phillip Island GP Circuit

July 19 & 20

PRODUCTION / FORMULA 400

Race 2



Date: 20/07/14
 Event: R04
 Weather: Fine & mostly cloudy - 10.1C
 Track: Wet - Temp: 12.5C

Started at: 10:51:15
 Laps: 6
 Starters: 21
 Printed at: 12:52

PROVISIONAL SPLIT TIMES

Lap	Split 1	Split 2	Split 3	Split 4	Lap Time	Spd	Lap	Split 1	Split 2	Split 3	Split 4	Lap Time	Spd
H Harrick SIMONS (NZ) (6th)							4	43.909	58.657	39.014		2:21.580	155
1	49.100	56.155	37.446		2:22.701	137	5	<u>42.554</u>	<u>57.862</u>	38.660		<u>2:19.076</u>	155
2	41.091	1:24.635	37.794		2:43.520	170	6	44.328	1:00.635	39.493		2:24.456	153
3	40.504	55.260	36.021		2:11.785	167	36 Grant JORDAN (NSW) (13th)						
4	40.474	55.926	35.923		2:12.323	169	1	54.389	1:02.580	41.689		2:38.658	136
5	40.210	<u>54.508</u>	<u>35.775</u>		<u>2:10.493</u>	165	2	45.663	1:02.763	42.174		2:30.600	163
6	<u>39.838</u>	55.685	37.147		2:12.670	166	3	44.712	<u>1:00.747</u>	40.798		2:26.257	165
K Kagan SIMONS (NZ) (DNF)							4	44.830	1:00.784	<u>40.543</u>		<u>2:26.157</u>	163
1	51.779	1:01.840	<u>39.775</u>		2:33.394	134	5	<u>44.628</u>	1:02.088	41.153		2:27.869	162
2	44.955	1:02.541	40.041		2:27.537	163	6	44.979	1:02.481	41.445		2:28.905	162
3	44.780	<u>1:00.407</u>	40.196		2:25.383	162	38 Greg EPIS (NSW) (8th)						
4	<u>44.450</u>	1:00.802	39.936		<u>2:25.188</u>	162	1	49.742	1:01.068	39.252		2:30.062	141
11 Luke SANDERS (VIC) (14th)							2	44.325	59.396	39.087		2:22.808	177
1	53.510	1:03.008	41.690		2:38.208	135	3	43.403	58.222	39.540		2:21.165	174
2	45.755	1:02.837	41.218		2:29.810	166	4	43.571	59.140	38.425		2:21.136	173
3	45.546	1:02.838	<u>40.757</u>		2:29.141	167	5	42.625	<u>58.219</u>	38.095		<u>2:18.939</u>	174
4	<u>44.712</u>	<u>1:01.839</u>	41.283		<u>2:27.834</u>	167	6	<u>42.565</u>	59.103	<u>37.914</u>		2:19.582	171
5	45.603	1:03.243	41.739		2:30.585	164	39 Brian BEZZINA (VIC) (1st)						
6	47.081	1:05.777	43.494		2:36.352	165	1	45.304	54.096	34.994		2:14.394	159
13 Chris GALLAGHER (VIC) (16th)							2	39.476	53.383	33.964		2:06.823	198
1	59.089	1:06.918	43.741		2:49.748	132	3	38.990	52.540	34.305		2:05.835	200
2	48.003	1:05.403	42.674		2:36.080	157	4	38.800	52.322	34.068		2:05.190	199
3	<u>46.859</u>	1:04.784	<u>42.304</u>		<u>2:33.947</u>	157	5	39.401	<u>51.546</u>	<u>33.447</u>		<u>2:04.394</u>	196
4	48.280	<u>1:04.413</u>	42.704		2:35.397	155	6	<u>38.241</u>	52.182	33.972		2:04.395	198
5	47.165	1:05.087	44.063		2:36.315	157	40 Craig WHITE (NSW) (5th)						
17 Helen PARKER (WA) (19th)							1	50.275	59.466	38.356		2:28.097	158
1	1:01.949	1:10.247	45.365		2:57.561	117	2	41.796	57.325	37.363		2:16.484	166
2	50.778	1:11.046	45.322		2:47.146	154	3	42.116	56.446	36.922		2:15.484	163
3	51.579	<u>1:09.639</u>	44.859		2:46.077	147	4	41.335	55.979	36.976		2:14.290	170
4	50.437	1:10.418	<u>44.808</u>		<u>2:45.663</u>	148	5	40.981	<u>55.537</u>	<u>36.056</u>		<u>2:12.574</u>	169
5	<u>50.366</u>	1:10.449	45.907		2:46.722	148	6	<u>40.609</u>	1:02.854	40.185		2:23.648	180
21 Iilish ROSS (VIC) (10th)							47 Jack GALLAGHER (VIC) (17th)						
1	51.965	1:01.411	<u>37.713</u>		2:31.089	129	1	59.179	1:09.852	45.621		2:54.652	128
2	43.962	1:00.003	38.142		2:22.107	164	2	51.837	1:09.804	45.933		2:47.574	155
3	43.671	57.985	39.609		2:21.265	161	3	51.751	1:09.613	44.219		2:45.583	155

Scott Laing
 Chief Time Keeper - Scott Laing

Tom Williams
 Clerk of Course - Tom Williams




Computime Race Timing Systems Pty Ltd © 1996
 Licensed to Computime Race Timing Systems

www.computime.com.au

COMPUTIME RACE TIMING SYSTEMS PTY LTD

9 Timber Lane, Glen Waverley, Vic 3150. Ph : 0418 17 13 17

E-mail : scott@computime.com.au



2014 Australian Superbike Championships



Round 2 Phillip Island GP Circuit July 19 & 20



PRODUCTION / FORMULA 400

Race 2

Started at: 10:51:15

Laps: 6

Starters: 21

Printed at: 12:52

Date: 20/07/14
Event: R04
Weather: Fine & mostly cloudy - 10.1C
Track: Wet - Temp: 12.5C

PROVISIONAL SPLIT TIMES

Lap	Split 1	Split 2	Split 3	Split 4	Lap Time	Spd	Lap	Split 1	Split 2	Split 3	Split 4	Lap Time	Spd
4	<u>49.949</u>	<u>1:07.448</u>	<u>43.706</u>		<u>2:41.103</u>	155	6	42.479	58.747	38.149		<u>2:19.375</u>	162
5	51.464	1:09.097	43.973		2:44.534	157							
48 Tim BOUJOS (WA) (4th)							83 Lachlan EPIS (NSW) (9th)						
1	48.262	56.364	38.166		2:22.792	137	1	48.666	1:00.486	39.908		2:29.060	147
2	42.031	1:00.238	38.946		2:21.215	164	2	44.317	59.337	39.182		2:22.836	178
3	41.286	56.393	37.365		2:15.044	164	3	43.725	<u>58.566</u>	39.898		2:22.189	180
4	41.303	55.484	37.441		2:14.228	163	4	42.923	59.423	<u>38.292</u>		<u>2:20.638</u>	179
5	<u>40.814</u>	<u>55.341</u>	<u>37.045</u>		<u>2:13.200</u>	163	5	42.523	1:00.246	38.536		2:21.305	181
6	41.276	56.889	37.524		2:15.689	163	6	<u>42.148</u>	59.525	39.001		2:20.674	184
59 Melanie CROCKFORD (WA) (15th)							86 Luke DAVIES (VIC) (11th)						
1	1:00.218	1:10.359	43.843		2:54.420	112	1	51.289	1:00.000	39.421		2:30.710	136
2	46.570	1:05.106	42.076		2:33.752	167	2	44.065	1:00.033	<u>39.420</u>		2:23.518	164
3	46.551	1:04.167	42.731		2:33.449	151	3	<u>43.670</u>	<u>59.092</u>	39.620		<u>2:22.382</u>	163
4	46.846	1:05.465	41.724		2:34.035	153	4	44.229	59.979	40.693		2:24.901	161
5	<u>45.268</u>	<u>1:02.828</u>	<u>41.294</u>		<u>2:29.390</u>	164	5	45.024	1:02.160	41.048		2:28.232	157
6							6	45.685	1:05.017	42.462		2:33.164	156
61 Mark FERRARI (VIC) (7th)							93 Jessica DERRIN (WA) (3rd)						
1	50.398	57.190	<u>37.650</u>		2:25.238	132	1	48.983	56.917	36.901		2:22.801	139
2	<u>41.373</u>	57.300	38.310		<u>2:16.983</u>	161	2	41.573	55.090	36.218		2:12.881	167
3	42.641	57.116	37.908		2:17.665	158	3	40.076	54.427	35.641		2:10.144	169
4	42.117	<u>56.918</u>	38.105		2:17.140	160	4	39.870	54.105	35.286		2:09.261	168
5	42.472	57.515	38.151		2:18.138	157	5	40.166	54.193	35.263		2:09.622	171
6	42.554	58.107	37.892		2:18.553	156	6	<u>39.775</u>	<u>52.237</u>	<u>35.148</u>		<u>2:07.160</u>	166
67 Adam NICOLSON (VIC) (2nd)							98 Josh McHENRY (VIC) (DNF)						
1	45.951	54.336	35.954		2:16.241	164	1	49.574	57.225	36.160		2:22.959	133
2	<u>39.168</u>	<u>54.151</u>	35.876		<u>2:09.195</u>	203	2	41.679	54.664	35.316		2:11.659	166
3	39.301	54.536	<u>35.808</u>		2:09.645	202	3	40.739	54.027	<u>35.301</u>		2:10.067	162
4	39.875	54.230	36.505		2:10.610	197	4	<u>40.734</u>	53.852	35.323		<u>2:09.909</u>	162
5	39.955	56.016	36.200		2:12.171	201	5	40.876	<u>53.822</u>	35.397		2:10.095	160
6	39.560	56.668	35.899		2:12.127	199							
77 Mitch KAVNEY (NSW) (12th)							99 Tyler FERRARI (VIC) (18th)						
1	48.796	<u>56.225</u>	<u>37.223</u>		2:22.244	143	1	59.696	1:09.500	44.447		2:53.643	128
2	41.966	1:42.503	40.316		3:04.785	163	2	51.594	1:09.308	44.972		2:45.874	144
3	43.309	58.935	39.543		2:21.787	163	3	51.440	1:09.164	44.552		2:45.156	154
4	42.940	58.595	39.060		2:20.595	165	4	<u>50.549</u>	<u>1:08.610</u>	45.053		<u>2:44.212</u>	155
5	<u>41.780</u>	59.754	38.154		2:19.688	166	5	51.800	1:09.810	<u>43.463</u>		2:45.073	151

The results are provisional until the end of the time limit for protests and appeals.

Scott Laing

Chief Time Keeper - Scott Laing

Tom Williams

Clerk of Course - Tom Williams




Computime Race Timing Systems Pty Ltd © 1996
Licensed to Computime Race Timing Systems

www.computime.com.au

COMPUTIME RACE TIMING SYSTEMS PTY LTD

9 Timber Lane, Glen Waverley, Vic 3150. Ph : 0418 17 13 17

E-mail : scott@computime.com.au



2014 Australian Superbike Championships



Round 2 Phillip Island GP Circuit July 19 & 20

PRODUCTION / FORMULA 400

Race 2



Date: 20/07/14
Event: R04
Weather: Fine & mostly cloudy - 10.1C
Track: Wet - Temp: 12.5C

Started at: 10:51:15
Laps: 6
Starters: 21
Printed at: 12:52

PROVISIONAL FASTEST LAPS SEQUENCE

Lap	Race Pos	No	Name	Machine	Fastest Lap	On Lap
1	1	39	Brian BEZZINA (VIC)	Honda CBR 400	2:14.394	1
2	1	39	Brian BEZZINA (VIC)	Honda CBR 400	2:06.823	2
3	1	39	Brian BEZZINA (VIC)	Honda CBR 400	2:05.835	3
4	1	39	Brian BEZZINA (VIC)	Honda CBR 400	2:05.190	4
5	1	39	Brian BEZZINA (VIC)	Honda CBR 400	2:04.394	5

The results are provisional until the end of the time limit for protests and appeals.

Chief Time Keeper - Scott Laing

Clerk of Course - Tom Williams



Computime Race Timing Systems Pty Ltd © 1996
Licensed to Computime Race Timing Systems

www.computime.com.au

COMPUTIME RACE TIMING SYSTEMS PTY LTD

9 Timber Lane, Glen Waverley, Vic 3150. Ph : 0418 17 13 17

E-mail : scott@computime.com.au



2014 Australian Superbike Championships



Round 2 Phillip Island GP Circuit July 19 & 20



PRODUCTION / FORMULA 400

Race 2

Started at: 10:51:15

Laps: 6

Starters: 21

Printed at: 12:52

Date: 20/07/14
Event: R04
Weather: Fine & mostly cloudy - 10.1C
Track: Wet - Temp: 12.5C

PROVISIONAL LAP SHEET

No	Lap Time	Gap	No	Lap Time	Gap	No	Lap Time	Gap	No	Lap Time	Gap	No	Lap Time	Gap
Lap 1			40	2:16.484	23.364	11	2:29.141	1:10.10	98	2:10.095	28.053	83	2:20.674	1:35.67
39	2:14.394		83	2:22.836	30.679	77	2:21.787	1:21.76	93	2:09.622	28.073	21	2:24.456	1:38.54
67	2:16.241	1.847	38	2:22.808	31.653	13	2:33.947	1:32.72	99	2:44.212	1 lap	86	2:33.164	2:01.87
77	2:22.244	7.850	21	2:22.107	31.979	59	2:33.449	1:34.56	47	2:41.103	1 lap	77	2:19.375	2:07.44
H	2:22.701	8.307	86	2:23.518	33.011	99	2:45.156	1:57.62	17	2:45.663	1 lap	36	2:28.905	2:17.41
48	2:22.792	8.398	K	2:27.537	39.714	47	2:45.583	2:00.75	48	2:13.200	49.843	11	2:36.352	2:30.89
93	2:22.801	8.407	H	2:43.520	45.004	17	2:46.077	2:03.73	40	2:12.574	50.293			
98	2:22.959	8.565	11	2:29.810	46.801				61	2:18.138	58.528			
61	2:25.238	10.844	36	2:30.600	48.041	Lap 4			H	2:10.493	1:04.18			
40	2:28.097	13.703	13	2:36.080	1:04.61	39	2:05.190		38	2:18.939	1:17.47			
83	2:29.060	14.666	77	3:04.785	1:05.81	67	2:10.610	13.449	21	2:19.076	1:18.48			
38	2:30.062	15.668	59	2:33.752	1:06.95	98	2:09.909	22.352	83	2:21.305	1:19.39			
86	2:30.710	16.316	99	2:45.874	1:18.30	93	2:09.261	22.845	86	2:28.232	1:33.10			
21	2:31.089	16.695	47	2:47.574	1:21.00	48	2:14.228	41.037	77	2:19.688	1:52.46			
K	2:33.394	19.000	17	2:47.146	1:23.49	40	2:14.290	42.113	36	2:27.869	1:52.90			
11	2:38.208	23.814	Lap 3			61	2:17.140	44.784	11	2:30.585	1:58.94			
36	2:38.658	24.264	39	2:05.835		H	2:12.323	58.087						
13	2:49.748	35.354	67	2:09.645	8.029	83	2:20.638	1:02.48	Lap 6					
99	2:53.643	39.249	98	2:10.067	17.633	38	2:21.136	1:02.92	39	2:04.395				
59	2:54.420	40.026	21	2:10.067	17.633	21	2:21.580	1:03.79	59	2:29.390	1 lap			
47	2:54.652	40.258	93	2:10.144	18.774	86	2:24.901	1:09.26	67	2:12.127	28.958			
17	2:57.561	43.167	48	2:15.044	31.999	K	2:25.188	1:19.26	13	2:36.315	1 lap			
			61	2:17.665	32.834	36	2:26.157	1:29.43	93	2:07.160	30.838			
			40	2:15.484	33.013	11	2:27.834	1:32.75	48	2:15.689	1:01.13			
			38	2:21.165	46.983	77	2:20.595	1:37.16	40	2:23.648	1:09.54			
			83	2:22.189	47.033	13	2:35.397	2:02.93	47	2:44.534	1 lap			
			21	2:21.265	47.409	59	2:34.035	2:03.41	H	2:12.670	1:12.46			
			86	2:22.382	49.558	Lap 5			61	2:18.553	1:12.68			
			H	2:11.785	50.954	39	2:04.394		99	2:45.073	1 lap			
			K	2:25.383	59.262	67	2:12.171	21.226	17	2:46.722	1 lap			
			36	2:26.257	1:08.46				38	2:19.582	1:32.66			

The results are provisional until the end of the time limit for protests and appeals.

Scott Laing
Chief Time Keeper - Scott Laing

Tom Williams
Clerk of Course - Tom Williams


Computime Race Timing Systems Pty Ltd © 1996
Licensed to Computime Race Timing Systems

www.computime.com.au

COMPUTIME RACE TIMING SYSTEMS PTY LTD

9 Timber Lane, Glen Waverley, Vic 3150. Ph : 0418 17 13 17

E-mail : scott@computime.com.au



2014 Australian Superbike Championships



Round 2

Phillip Island GP Circuit

July 19 & 20

PRODUCTION / FORMULA 400

Race 2



Date: 20/07/14
Event: R04
Weather: Fine & mostly cloudy - 10.1C
Track: Wet - Temp: 12.5C

Started at: 10:51:15
Laps: 6
Starters: 21
Printed at: 12:52

PROVISIONAL LAP CHART

Grid	1	2	3	4	5	6
39	39	39	39	39	39	39
83	67	67	67	67	67	67
38	77	98	98	98	98	93
77	H	93	93	93	93	48
48	48	61	48	48	48	40
98	93	48	61	40	40	H
67	98	40	40	61	61	61
93	61	83	38	H	H	38
H	40	38	83	83	38	83
59	83	21	21	38	21	21
21	38	86	86	21	83	86
61	86	K	H	86	86	77
K	21	H	K	K	77	36
86	K	11	36	36	36	11
47	11	36	11	11	11	
13	36	13	77	77	59	
36	13	77	13	13	13	
11	99	59	59	59	47	
99	59	99	99	99	99	
17	47	47	47	47	17	
40	17	17	17	17		

The results are provisional until the end of the time limit for protests and appeals.

Scott Laing
Chief Time Keeper - Scott Laing

Tom Williams
Clerk of Course - Tom Williams



Computime Race Timing Systems Pty Ltd © 1996
Licensed to Computime Race Timing Systems

www.computime.com.au

COMPUTIME RACE TIMING SYSTEMS PTY LTD

9 Timber Lane, Glen Waverley, Vic 3150. Ph : 0418 17 13 17

E-mail : scott@computime.com.au



2014 Australian Superbike Championships



Round 2 Phillip Island GP Circuit July 19 & 20



PRODUCTION / FORMULA 400 PROVISIONAL SERIES POINTS

PRODUCTION - WOMEN - AUSTRALIAN CHAMPIONSHIP

Pos	Name	Rnd 1 Qld R/way	Rnd 2 Race 1	Rnd 2 Race 2	Total
1	Jessica DERRIN (WA)	65	25	25	115
2	Melanie CROCKFORD (WA)	70	18	18	106
3	Ililish ROSS (VIC)	54	20	20	94
4	Helen PARKER (WA)	0	0	17	17

250cc PRODUCTION - AUSTRALIAN CHAMPIONSHIP

Pos	Name	Rnd 1 Qld R/way	Rnd 2 Race 1	Rnd 2 Race 2	Total
1	Jessica DERRIN (WA)	63	17	25	105
2	Grant JORDAN (NSW)	58	12	14	84
3	Ililish ROSS (VIC)	48	16	16	80
4	Josh McHENRY (VIC)	50	25	0	75
5	Jack GALLAGHER (VIC)	51	10	11	72
6	Chris GALLAGHER (VIC)	29	11	12	52
7	Mark McHENRY (VIC)	48	0	0	48
8	Tim BOUJOS (WA)	0	20	20	40
9	Harrick SIMONS (NZ)	0	18	18	36
10	Mark FERRARI (VIC)	0	15	17	32
11	Luke DAVIES (VIC)	0	13	15	28
12	Luke SANDERS (VIC)	0	9	13	22
13	Tyler FERRARI (VIC)	0	8	10	18
14	Kagan SIMONS (NZ)	0	14	0	14
15	Helen PARKER (WA)	0	0	9	9

300cc PRODUCTION - AUSTRALIAN CHAMPIONSHIP

Pos	Name	Rnd 1 Qld R/way	Rnd 2 Race 1	Rnd 2 Race 2	Total
1	Mitch KAVNEY (NSW)	60	25	20	105
2	Melanie CROCKFORD (WA)	54	18	18	90
3	Andrew LAWSON (QLD)	75	0	0	75
4	Greg EPIS (NSW)	0	20	25	45

FORMULA 400 - NATIONAL SERIES

Pos	Name	Rnd 1 Qld R/way	Rnd 2 Race 1	Rnd 2 Race 2	Total
1	Craig WHITE (NSW)	75	0	18	93
2	Brian BEZZINA (VIC)	0	25	25	50
3	Adam NICOLSON (VIC)	0	20	20	40

Chief Time Keeper - Scott Laing

Clerk of Course - Tom Williams



Computime Race Timing Systems Pty Ltd © 1996
Licensed to Computime Race Timing Systems

www.computime.com.au

COMPUTIME RACE TIMING SYSTEMS PTY LTD

9 Timber Lane, Glen Waverley, Vic 3150. Ph : 0418 17 13 17

E-mail : scott@computime.com.au

