

2014 Australian Superbike Championships



Round 2 Phillip Island GP Circuit July 19 & 20 SUPERSPORT



Date: 20/07/14
Event: R06
Weather: Mostly cloudy - 11.5C
Track: Wet / drying - Temp: 13.1C

Race 1

Started at: 11:52:05
Laps: 12
Starters: 23
Printed at: 12:49

PROVISIONAL CLASSIFICATION

Pos	No	Name	Machine	Laps	Race Time	Behind	Fastest Lap	On Lap	Top Speed
1	1	Daniel FALZON (SA) / Caterpillar / EPSA / Yamaha	Yamaha YZF-R6	12	21:53.990		1:46.995	12	258
2	41	Aiden WAGNER (QLD)	Yamaha YZF-R6	12	21:54.075	.085	1:47.072	12	261
3	44	Matthew DAVIES (NSW) / Iplex / Pipelines / YRD / Held Biker Gear / Arai / Winslow Constr.	Yamaha YZF-R6	12	21:57.686	3.696	1:47.577	11	259
4	58	Luke BURGESS (QLD) / MacKay Kawasaki / SWRacing / HR Smart Solutions / JP Piping	Kawasaki ZX6R	12	22:08.585	14.595	1:48.635	7	260
5	93	Adrian DIGIANDOMENICO (VIC) / Stafford M-cycles / Indeco / Wurth Aust / YRD / Indeco	Yamaha YZF-R6	12	22:11.114	17.124	1:48.516	11	258
6	78	Michael BLAIR (NSW) / Campbell Home Hardware / Blairbuild / Groot Civil	Yamaha YZF-R6	12	22:12.086	18.096	1:49.081	12	258
7	65	Hudson PITT (SA)	Yamaha YZF-R6	12	22:21.781	27.791	1:49.369	11	254
8	17	Sam LAMBERT (NT) / Gold Coast Triumph / Bolt Action / LVL	Triumph Daytona	12	22:25.659	31.669	1:50.626	5	256
9	52	Ryan TAYLOR (VIC) / Motul / Pirelli / YRD / MUPO / SW Racing	Yamaha YZF-R6	12	22:35.496	41.506	1:50.218	5	253
10	104	Anthony NICOLO (VIC) / Chas Hern Racing	Suzuki GSX-R	12	22:41.423	47.433	1:50.417	12	241
11	74	Cam RUSSELL (VIC) / Silkolene / Dynoverks / Sign Pro / BHF	Yamaha YZF-R6	12	22:48.664	54.674	1:51.522	12	250
12	67	Brenton HYDE (NSW) / Coopers Pale Ale Yamaha / The Channon Tavern / YRD	Yamaha YZF-R6	12	22:49.122	55.132	1:51.666	12	251
13	43	Chris EARLY (VIC) / iautomation / Sign Pro / Limelight Inc / Str8 Line Landscaping	Yamaha YZF-R6	12	22:59.788	1:05.798	1:53.244	5	239
14	82	Chris QUINN (NSW) / Coopers Pale Ale Yamaha / Holmes Extractive Resources	Yamaha YZF-R6	12	23:21.429	1:27.439	1:54.285	3	254
15	29	Patrick LI (VIC) / MotoGo Motorcycles	Kawasaki ZX6R	12	23:21.835	1:27.845	1:51.670	12	250
16	45	Joshua LEONARD (QLD) / Ascot Demolition / BBA Marine / Clarke Signs	Yamaha YZF-R6	12	23:24.177	1:30.187	1:53.550	12	245
DNF	30	Kane BURNS (NSW) / Moto National / G.J.Gardner Homes	Suzuki GSX-R	8	14:43.453	4 Laps	1:48.645	2	254
DNF	68	Mitch LEVY (NSW) / Vern Graham M-cycles	Yamaha YZF-R6	8	16:50.338	4 Laps	1:54.675	3	261
DNF	3	David BARKER (VIC)	Yamaha YZF-R6	7	13:56.247	5 Laps	1:56.524	7	241
DNF	83	Kieran MAHER (VIC) / Rhino the Wrecker / Advance Fire Doors / Arden Homes / Signpro	Yamaha YZF-R6	1	2:04.089	11 Laps	2:04.089	1	245
DNF	5	Callum ALDERSON (VIC) / Signpro / NZI Helmets / Cassons / Dainese / Motov8 / Big Knobs	Yamaha YZF-R6	1	2:28.443	11 Laps	2:28.443	1	246
DNF	48	Justin DIGIANDOMENICO (VIC) / Stafford M-cycles / Indeco / Wurth Aust / YRD / Indeco	Yamaha YZF-R6	0		12 Laps			168
DNF	98	Aaron LINHAM (WA)	Triumph Daytona	0		12 Laps			166

Fastest Lap was 1:46.995 by Daniel FALZON (SA)

Current race lap record for SS class - 1:35.200 by Bryan STARING (VIC) on a Yamaha YZF R6 set on 17/10/09

The results are provisional until the end of the time limit for protests and appeals.

Chief Time Keeper - Scott Laing

Clerk of Course - Tom Williams



Computime Race Timing Systems Pty Ltd © 1996
Licensed to Computime Race Timing Systems

www.computime.com.au

COMPUTIME RACE TIMING SYSTEMS PTY LTD

9 Timber Lane, Glen Waverley, Vic 3150. Ph : 0418 17 13 17

E-mail : scott@computime.com.au



2014 Australian Superbike Championships



Round 2 Phillip Island GP Circuit July 19 & 20 SUPERSPORT Race 1



Date: 20/07/14
Event: R06
Weather: Mostly cloudy - 11.5C
Track: Wet / drying - Temp: 13.1C

Started at: 11:52:05
Laps: 12
Starters: 23
Printed at: 12:49

PROVISIONAL LAP TIMES

No	Name	Lap 1	Lap 2	Lap 3	Lap 4	Lap 5	Lap 6	Lap 7	Lap 8	Lap 9	Lap 10	Lap 11	Lap 12
1	Daniel FALZON (SA)	1:57.035	1:49.490	1:49.523	1:48.987	1:49.422	1:50.254	1:49.030	1:49.100	1:48.313	1:48.416	1:47.425	1:46.995
3	David BARKER (VIC)	2:07.442	1:59.199	1:58.823	1:58.284	1:58.535	1:57.440	1:56.524					
5	Callum ALDERSON (VIC)	2:28.443											
17	Sam LAMBERT (NT)	1:58.350	1:51.235	1:53.246	1:52.654	1:50.626	1:50.754	1:51.536	1:51.537	1:52.118	1:51.238	1:51.353	1:51.012
29	Patrick LI (VIC)	2:16.136	2:01.879	1:59.969	1:58.042	1:56.525	1:54.873	1:52.954	1:52.477	1:51.853	1:51.765	1:53.692	1:51.670
30	Kane BURNS (NSW)	1:57.127	1:48.645	1:49.686	1:49.007	1:49.715	1:50.581	1:49.230	1:49.462				
41	Aiden WAGNER (QLD)	1:57.711	1:50.402	1:50.781	1:49.955	1:48.828	1:48.956	1:48.602	1:48.955	1:48.083	1:47.392	1:47.338	1:47.072
43	Chris EARLY (VIC)	2:04.154	1:54.154	1:54.933	1:55.466	1:53.244	1:53.311	1:53.287	1:53.767	1:54.091	1:54.835	1:54.070	1:54.476
44	Matthew DAVIES (NSW)	1:57.050	1:50.315	1:51.228	1:49.757	1:48.554	1:49.065	1:48.628	1:48.633	1:48.992	1:48.487	1:47.577	1:49.400
45	Joshua LEONARD (QLD)	2:07.550	1:56.809	1:58.455	1:56.666	1:56.968	1:56.977	1:56.802	1:56.139	1:55.379	1:54.180	1:54.702	1:53.550
52	Ryan TAYLOR (VIC)	2:01.613	1:52.385	1:51.554	1:50.550	1:50.218	1:51.446	1:51.761	1:52.349	1:52.676	1:52.716	1:52.919	1:55.309
58	Luke BURGESS (QLD)	1:57.378	1:50.391	1:50.425	1:50.067	1:49.305	1:48.886	1:48.635	1:49.850	1:50.116	1:50.593	1:51.619	1:51.320
65	Hudson PITT (SA)	2:02.619	1:51.771	1:51.707	1:51.081	1:50.856	1:51.390	1:50.509	1:51.379	1:50.235	1:50.513	1:49.369	1:50.352
67	Brenton HYDE (NSW)	2:03.658	1:55.779	1:54.868	1:53.688	1:53.252	1:52.847	1:52.586	1:52.265	1:53.189	1:53.272	1:52.052	1:51.666
68	Mitch LEVY (NSW)	2:05.238	1:55.112	1:54.675	1:55.230	1:55.397	2:57.776	2:07.599	1:59.311				
74	Cam RUSSELL (VIC)	2:03.952	1:54.047	1:54.208	1:53.545	1:53.618	1:53.201	1:52.829	1:53.007	1:53.241	1:53.169	1:52.325	1:51.522
78	Michael BLAIR (NSW)	2:01.821	1:52.356	1:51.383	1:49.925	1:49.918	1:49.774	1:49.312	1:49.469	1:49.953	1:49.620	1:49.474	1:49.081
82	Chris QUINN (NSW)	2:03.170	1:54.550	1:54.285	1:55.908	1:55.857	1:56.296	1:56.676	1:56.295	1:57.940	1:56.633	1:56.878	1:56.941
83	Kieran MAHER (VIC)	2:04.089											
93	Adrian DIGIANDOMENICO (VIC)	2:02.640	1:53.006	1:50.886	1:50.249	1:50.031	1:48.990	1:49.719	1:49.166	1:49.718	1:49.037	1:48.516	1:49.156
104	Anthony NICOLO (VIC)	2:04.041	1:55.249	1:53.570	1:54.348	1:52.366	1:52.548	1:51.869	1:51.547	1:52.852	1:52.018	1:50.598	1:50.417

The results are provisional until the end of the time limit for protests and appeals.

Chief Time Keeper - Scott Laing

Clerk of Course - Tom Williams




Computime Race Timing Systems Pty Ltd © 1996
Licensed to Computime Race Timing Systems

www.computime.com.au

COMPUTIME RACE TIMING SYSTEMS PTY LTD

9 Timber Lane, Glen Waverley, Vic 3150. Ph : 0418 17 13 17

E-mail : scott@computime.com.au



2014 Australian Superbike Championships



Round 2 Phillip Island GP Circuit July 19 & 20 SUPERSPORT Race 1



Date: 20/07/14
Event: R06
Weather: Mostly cloudy - 11.5C
Track: Wet / drying - Temp: 13.1C

Started at: 11:52:05
Laps: 12
Starters: 23
Printed at: 12:49

PROVISIONAL SPLIT TIMES

Lap	Split 1	Split 2	Split 3	Split 4	Lap Time	Spd	Lap	Split 1	Split 2	Split 3	Split 4	Lap Time	Spd
1 Daniel FALZON (SA) (1st)							4	34.875	50.616	32.551		1:58.042	245
1	39.122	47.120	30.793		1:57.035	196	5	34.626	49.937	31.962		1:56.525	245
2	33.068	46.210	30.212		1:49.490	256	6	34.197	49.010	31.666		1:54.873	248
3	32.660	46.612	30.251		1:49.523	258	7	33.976	48.282	30.696		1:52.954	248
4	32.585	46.097	30.305		1:48.987	258	8	33.515	47.822	31.140		1:52.477	248
5	32.705	46.305	30.412		1:49.422	257	9	33.218	47.872	30.763		1:51.853	249
6	32.919	47.103	30.232		1:50.254	257	10	33.415	47.838	30.512		1:51.765	250
7	32.596	46.127	30.307		1:49.030	257	11	34.113	48.858	30.721		1:53.692	246
8	32.462	46.526	30.112		1:49.100	257	12	33.311	47.228	31.131		1:51.670	248
9	32.539	45.662	30.112		1:48.313	257							
10	32.518	45.868	30.030		1:48.416	257	30 Kane BURNS (NSW) (DNF)						
11	32.287	45.397	29.741		1:47.425	257	1	40.089	47.048	29.990		1:57.127	195
12	31.938	45.273	29.784		1:46.995	258	2	32.582	46.014	30.049		1:48.645	253
3 David BARKER (VIC) (DNF)							3	32.711	46.852	30.123		1:49.686	251
1	43.845	50.708	32.889		2:07.442	191	4	32.565	46.369	30.073		1:49.007	252
2	35.761	50.749	32.689		1:59.199	238	5	32.481	47.131	30.103		1:49.715	251
3	36.096	50.323	32.404		1:58.823	232	6	32.970	47.120	30.491		1:50.581	249
4	35.883	49.795	32.606		1:58.284	241	7	32.789	46.542	29.899		1:49.230	251
5	35.939	50.348	32.248		1:58.535	235	8	32.768	46.977	29.717		1:49.462	254
6	35.772	49.516	32.152		1:57.440	235	41 Aiden WAGNER (QLD) (2nd)						
7	35.187	49.803	31.534		1:56.524	238	1	39.593	47.508	30.610		1:57.711	198
5 Callum ALDERSON (VIC) (DNF)							2	33.426	46.630	30.346		1:50.402	255
1	42.558	50.648	55.237		2:28.443	199	3	33.529	46.668	30.584		1:50.781	257
17 Sam LAMBERT (NT) (8th)							4	33.300	46.273	30.382		1:49.955	257
1	39.874	47.966	30.510		1:58.350	201	5	32.939	45.947	29.942		1:48.828	257
2	33.724	47.062	30.449		1:51.235	255	6	32.757	45.910	30.289		1:48.956	260
3	33.344	48.493	31.409		1:53.246	249	7	32.688	45.993	29.921		1:48.602	257
4	33.913	47.578	31.163		1:52.654	251	8	32.751	46.160	30.044		1:48.955	261
5	33.439	46.836	30.351		1:50.626	250	9	32.381	45.685	30.017		1:48.083	257
6	33.300	46.951	30.503		1:50.754	254	10	32.638	45.173	29.581		1:47.392	247
7	33.471	47.220	30.845		1:51.536	255	11	32.337	44.963	30.038		1:47.338	257
8	33.933	46.818	30.786		1:51.537	250	12	32.239	44.984	29.849		1:47.072	254
9	33.677	47.429	31.012		1:52.118	253	43 Chris EARLY (VIC) (13th)						
10	33.806	46.924	30.508		1:51.238	256	1	43.535	49.462	31.157		2:04.154	173
11	33.291	47.267	30.795		1:51.353	252	2	34.662	48.796	30.696		1:54.154	224
12	33.299	47.159	30.554		1:51.012	251	3	34.120	49.122	31.691		1:54.933	229
29 Patrick LI (VIC) (15th)							4	34.054	49.668	31.744		1:55.466	230
1	46.513	54.649	34.974		2:16.136	189	5	34.405	47.722	31.117		1:53.244	234
2	36.485	51.919	33.475		2:01.879	247	6	34.037	47.863	31.411		1:53.311	234
3	35.723	51.409	32.837		1:59.969	242	7	33.808	47.667	31.812		1:53.287	238
							8	33.928	48.223	31.616		1:53.767	239
							9	34.232	48.054	31.805		1:54.091	239

Scott Laing
Chief Time Keeper - Scott Laing

Tom Williams
Clerk of Course - Tom Williams



Computime Race Timing Systems Pty Ltd © 1996
Licensed to Computime Race Timing Systems

www.computime.com.au

COMPUTIME RACE TIMING SYSTEMS PTY LTD

9 Timber Lane, Glen Waverley, Vic 3150. Ph : 0418 17 13 17

E-mail : scott@computime.com.au



2014 Australian Superbike Championships



Round 2 Phillip Island GP Circuit July 19 & 20 SUPERSPORT Race 1



Date: 20/07/14
Event: R06
Weather: Mostly cloudy - 11.5C
Track: Wet / drying - Temp: 13.1C

Started at: 11:52:05
Laps: 12
Starters: 23
Printed at: 12:49

PROVISIONAL SPLIT TIMES

Lap	Split 1	Split 2	Split 3	Split 4	Lap Time	Spd	Lap	Split 1	Split 2	Split 3	Split 4	Lap Time	Spd
10	34.290	48.561	31.984		1:54.835	235	12	34.451	49.128	31.730		1:55.309	243
11	34.359	48.032	31.679		1:54.070	236							
12	34.484	48.677	31.315		1:54.476	236							
44 Matthew DAVIES (NSW) (3rd)							58 Luke BURGESS (QLD) (4th)						
1	39.231	46.746	31.073		1:57.050	196	1	39.745	46.950	30.683		1:57.378	197
2	33.321	46.495	30.499		1:50.315	250	2	33.354	46.195	30.842		1:50.391	258
3	34.145	46.759	30.324		1:51.228	254	3	33.275	46.675	30.475		1:50.425	258
4	33.127	46.359	30.271		1:49.757	255	4	33.653	46.022	30.392		1:50.067	255
5	32.557	45.888	30.109		1:48.554	259	5	33.061	46.015	30.229		1:49.305	256
6	32.947	45.981	30.137		1:49.065	253	6	33.012	45.558	30.316		1:48.886	260
7	32.504	45.977	30.147		1:48.628	255	7	32.648	45.888	30.099		1:48.635	258
8	32.367	46.084	30.182		1:48.633	254	8	33.038	45.825	30.987		1:49.850	258
9	32.432	46.325	30.235		1:48.992	254	9	33.025	46.345	30.746		1:50.116	258
10	32.534	46.083	29.870		1:48.487	252	10	33.210	46.700	30.683		1:50.593	255
11	32.248	45.414	29.915		1:47.577	254	11	33.770	46.948	30.901		1:51.619	255
12	32.539	46.137	30.724		1:49.400	255	12	33.815	47.031	30.474		1:51.320	252
45 Joshua LEONARD (QLD) (16th)							65 Hudson PITT (SA) (7th)						
1	45.344	49.708	32.498		2:07.550	194	1	42.006	49.278	31.335		2:02.619	190
2	34.957	49.111	32.741		1:56.809	234	2	33.654	47.785	30.332		1:51.771	254
3	35.810	50.153	32.492		1:58.455	231	3	33.686	47.495	30.526		1:51.707	244
4	35.486	49.672	31.508		1:56.666	228	4	33.401	46.906	30.774		1:51.081	243
5	34.640	50.020	32.308		1:56.968	236	5	33.166	47.109	30.581		1:50.856	247
6	35.192	49.631	32.154		1:56.977	230	6	33.572	46.991	30.827		1:51.390	242
7	34.924	49.322	32.556		1:56.802	237	7	33.340	46.854	30.315		1:50.509	251
8	34.969	49.406	31.764		1:56.139	234	8	33.709	47.125	30.545		1:51.379	242
9	34.532	49.030	31.817		1:55.379	242	9	33.062	46.731	30.442		1:50.235	248
10	34.432	48.484	31.264		1:54.180	245	10	33.712	46.425	30.376		1:50.513	251
11	34.490	48.965	31.247		1:54.702	242	11	32.897	46.130	30.342		1:49.369	252
12	33.842	48.158	31.550		1:53.550	242	12	32.988	46.542	30.822		1:50.352	249
52 Ryan TAYLOR (VIC) (9th)							67 Brenton HYDE (NSW) (12th)						
1	40.612	49.379	31.622		2:01.613	196	1	41.801	49.999	31.858		2:03.658	203
2	34.170	47.906	30.309		1:52.385	248	2	34.922	49.018	31.839		1:55.779	251
3	33.454	47.599	30.501		1:51.554	248	3	34.576	49.103	31.189		1:54.868	250
4	33.114	46.910	30.526		1:50.550	242	4	33.948	48.254	31.486		1:53.688	251
5	33.101	46.836	30.281		1:50.218	253	5	34.142	47.777	31.333		1:53.252	250
6	33.371	47.374	30.701		1:51.446	244	6	34.059	47.746	31.042		1:52.847	248
7	33.667	47.192	30.902		1:51.761	249	7	33.713	47.825	31.048		1:52.586	248
8	33.725	47.830	30.794		1:52.349	252	8	33.787	47.441	31.037		1:52.265	247
9	34.053	47.621	31.002		1:52.676	237	9	33.963	48.188	31.038		1:53.189	247
10	34.130	47.398	31.188		1:52.716	242	10	33.798	47.498	31.976		1:53.272	249
11	34.018	47.646	31.255		1:52.919	241	11	33.429	47.582	31.041		1:52.052	248
							12	33.881	47.396	30.389		1:51.666	248

Scott Laing
Chief Time Keeper - Scott Laing

Tom Williams
Clerk of Course - Tom Williams



Computime Race Timing Systems Pty Ltd © 1996
Licensed to Computime Race Timing Systems
www.computime.com.au
COMPUTIME RACE TIMING SYSTEMS PTY LTD
9 Timber Lane, Glen Waverley, Vic 3150. Ph : 0418 17 13 17
E-mail : scott@computime.com.au



2014 Australian Superbike Championships



Round 2 Phillip Island GP Circuit July 19 & 20 SUPERSPORT Race 1



Date: 20/07/14
Event: R06
Weather: Mostly cloudy - 11.5C
Track: Wet / drying - Temp: 13.1C

Started at: 11:52:05
Laps: 12
Starters: 23
Printed at: 12:49

PROVISIONAL SPLIT TIMES

Lap	Split 1	Split 2	Split 3	Split 4	Lap Time	Spd	Lap	Split 1	Split 2	Split 3	Split 4	Lap Time	Spd
68 Mitch LEVY (NSW) (DNF)							4	34.587	49.109	32.212		1:55.908	254
1	42.094	51.482	31.662		2:05.238	205	5	35.483	48.861	31.513		1:55.857	242
2	34.747	<u>49.086</u>	31.279		1:55.112	254	6	35.201	49.263	31.832		1:56.296	248
3	<u>34.244</u>	49.299	<u>31.132</u>		<u>1:54.675</u>	261	7	34.904	49.259	32.513		1:56.676	249
4	34.334	49.571	31.325		1:55.230	261	8	35.035	48.972	32.288		1:56.295	252
5	34.325	49.442	31.630		1:55.397	255	9	35.100	50.481	32.359		1:57.940	251
6	34.538	1:49.095	34.143		2:57.776	257	10	35.016	49.387	32.230		1:56.633	252
7	36.005	59.110	32.484		2:07.599	252	11	34.980	49.806	32.092		1:56.878	251
8	35.532	51.106	32.673		1:59.311	254	12	35.413	49.368	32.160		1:56.941	249
74 Cam RUSSELL (VIC) (11th)							83 Kieran MAHER (VIC) (DNF)						
1	42.476	49.692	31.784		2:03.952	187	1	<u>41.908</u>	<u>50.718</u>	<u>31.463</u>		<u>2:04.089</u>	199
2	34.603	48.096	31.348		1:54.047	241	93 Adrian DIGIANDOMENICO (VIC) (5th)						
3	34.229	48.783	31.196		1:54.208	237	1	41.222	49.413	32.005		2:02.640	190
4	34.232	48.514	30.799		1:53.545	242	2	33.879	48.159	30.968		1:53.006	250
5	33.995	48.552	31.071		1:53.618	245	3	33.132	47.088	30.666		1:50.886	255
6	34.245	47.843	31.113		1:53.201	246	4	33.164	46.344	30.741		1:50.249	258
7	34.083	48.100	30.646		1:52.829	233	5	32.877	46.736	<u>30.418</u>		1:50.031	257
8	33.911	48.060	31.036		1:53.007	249	6	32.740	45.751	30.499		1:48.990	257
9	34.093	48.151	30.997		1:53.241	250	7	32.470	46.452	30.797		1:49.719	253
10	33.956	48.203	31.010		1:53.169	249	8	32.678	45.858	30.630		1:49.166	254
11	<u>33.522</u>	47.778	31.025		1:52.325	250	9	32.512	46.596	30.610		1:49.718	255
12	33.724	<u>47.739</u>	<u>30.059</u>		<u>1:51.522</u>	249	10	32.579	45.845	30.613		1:49.037	255
78 Michael BLAIR (NSW) (6th)							11	<u>32.324</u>	<u>45.735</u>	30.457		<u>1:48.516</u>	252
1	41.158	49.521	31.142		2:01.821	195	12	32.498	46.190	30.468		1:49.156	252
2	34.196	47.845	30.315		1:52.356	248	104 Anthony NICOLO (VIC) (10th)						
3	33.568	47.482	30.333		1:51.383	246	1	42.713	49.871	31.457		2:04.041	186
4	32.894	46.442	30.589		1:49.925	257	2	34.885	49.095	31.269		1:55.249	230
5	33.121	46.510	30.287		1:49.918	255	3	34.023	48.663	30.884		1:53.570	232
6	33.054	46.492	30.228		1:49.774	255	4	33.947	49.051	31.350		1:54.348	234
7	32.943	46.219	30.150		1:49.312	255	5	33.641	47.710	31.015		1:52.366	231
8	<u>32.613</u>	46.388	30.468		1:49.469	255	6	34.304	47.650	30.594		1:52.548	237
9	32.949	46.598	30.406		1:49.953	257	7	34.031	47.379	30.459		1:51.869	234
10	32.973	46.509	30.138		1:49.620	255	8	33.647	47.092	30.808		1:51.547	236
11	33.131	46.279	30.064		1:49.474	244	9	34.228	47.838	30.786		1:52.852	238
12	32.985	<u>46.150</u>	<u>29.946</u>		<u>1:49.081</u>	258	10	33.858	47.698	30.462		1:52.018	238
82 Chris QUINN (NSW) (14th)							11	33.279	46.863	<u>30.456</u>		1:50.598	241
1	41.117	50.073	31.980		2:03.170	197	12	<u>33.153</u>	<u>46.714</u>	30.550		<u>1:50.417</u>	239
2	34.433	48.520	31.597		1:54.550	244							
3	<u>34.390</u>	<u>48.432</u>	<u>31.463</u>		<u>1:54.285</u>	251							

The results are provisional until the end of the time limit for protests and appeals.


Scott Laing
Chief Time Keeper - Scott Laing

Tom Williams
Clerk of Course - Tom Williams



Computime Race Timing Systems Pty Ltd © 1996
Licensed to Computime Race Timing Systems

www.computime.com.au
COMPUTIME RACE TIMING SYSTEMS PTY LTD
9 Timber Lane, Glen Waverley, Vic 3150. Ph : 0418 17 13 17
E-mail : scott@computime.com.au



2014 Australian Superbike Championships



Round 2 Phillip Island GP Circuit July 19 & 20 SUPERSPORT Race 1



Date: 20/07/14
Event: R06
Weather: Mostly cloudy - 11.5C
Track: Wet / drying - Temp: 13.1C

Started at: 11:52:05
Laps: 12
Starters: 23
Printed at: 12:49

PROVISIONAL FASTEST LAPS SEQUENCE

Lap	Race Pos	No	Name	Machine	Fastest Lap	On Lap
1	1	1	Daniel FALZON (SA)	Yamaha YZF-R6	1:57.035	1
2	1	30	Kane BURNS (NSW)	Suzuki GSX-R	1:48.645	2
5	3	44	Matthew DAVIES (NSW)	Yamaha YZF-R6	1:48.554	5
9	1	1	Daniel FALZON (SA)	Yamaha YZF-R6	1:48.313	9
9	3	41	Aiden WAGNER (QLD)	Yamaha YZF-R6	1:48.083	9
10	2	41	Aiden WAGNER (QLD)	Yamaha YZF-R6	1:47.392	10
11	2	41	Aiden WAGNER (QLD)	Yamaha YZF-R6	1:47.338	11
12	1	1	Daniel FALZON (SA)	Yamaha YZF-R6	1:46.995	12

The results are provisional until the end of the time limit for protests and appeals.

Chief Time Keeper - Scott Laing

Clerk of Course - Tom Williams




Computime Race Timing Systems Pty Ltd © 1996
Licensed to Computime Race Timing Systems

www.computime.com.au

COMPUTIME RACE TIMING SYSTEMS PTY LTD

9 Timber Lane, Glen Waverley, Vic 3150. Ph : 0418 17 13 17

E-mail : scott@computime.com.au



2014 Australian Superbike Championships



Round 2 Phillip Island GP Circuit July 19 & 20 SUPERSPORT Race 1



Date: 20/07/14
Event: R06
Weather: Mostly cloudy - 11.5C
Track: Wet / drying - Temp: 13.1C

Started at: 11:52:05
Laps: 12
Starters: 23
Printed at: 12:49

PROVISIONAL LAP SHEET

No	Lap Time	Gap	No	Lap Time	Gap	No	Lap Time	Gap	No	Lap Time	Gap	No	Lap Time	Gap
Lap 1			82	1:54.550	11.948	44	1:49.757	3.885	3	1:58.535	48.103	104	1:51.869	30.250
1	1:57.035		74	1:54.047	12.227	41	1:49.955	4.384	29	1:56.525	58.371	74	1:52.829	31.659
44	1:57.050	.015	43	1:54.154	12.536	17	1:52.654	11.020	Lap 6			67	1:52.586	32.937
30	1:57.127	.092	104	1:55.249	13.518	78	1:49.925	11.020	1	1:50.254		43	1:53.287	34.808
58	1:57.378	.343	67	1:55.779	13.665	52	1:50.550	11.637	30	1:50.581	.050	82	1:56.676	43.001
41	1:57.711	.676	68	1:55.112	14.578	93	1:50.249	12.316	44	1:49.065	1.258	45	1:56.802	56.486
17	1:58.350	1.315	45	1:56.809	18.587	65	1:51.081	12.713	58	1:48.886	1.741	3	1:56.524	1:02.506
52	2:01.613	4.578	3	1:59.199	20.869	74	1:53.545	21.287	29	1:52.954	1:06.637	29	1:52.954	1:06.637
78	2:01.821	4.786	29	2:01.879	32.243	104	1:54.348	22.743	41	1:48.956	1.922	Lap 8		
65	2:02.619	5.584	Lap 3			82	1:55.908	23.448	78	1:49.774	10.466	1	1:49.100	
93	2:02.640	5.605	30	1:49.686		67	1:53.688	23.528	93	1:48.990	11.091	44	1:48.633	.389
82	2:03.170	6.135	1	1:49.523	.590	43	1:55.466	24.242	17	1:50.754	12.154	30	1:49.462	.612
67	2:03.658	6.623	58	1:50.425	2.736	68	1:55.230	25.790	52	1:51.446	13.055	41	1:48.955	1.349
74	2:03.952	6.917	44	1:51.228	3.135	45	1:56.666	35.015	65	1:51.390	14.713	58	1:49.850	2.096
104	2:04.041	7.006	41	1:50.781	3.436	3	1:58.284	39.283	104	1:52.548	27.411	68	2:07.599	1 lap
83	2:04.089	7.054	17	1:53.246	7.373	29	1:58.042	51.561	74	1:53.201	27.860	78	1:49.469	11.117
43	2:04.154	7.119	52	1:51.554	10.094	Lap 5			67	1:52.847	29.381	78	1:49.469	11.117
68	2:05.238	8.203	78	1:51.383	10.102	30	1:49.715		43	1:53.311	30.551	93	1:49.166	11.846
3	2:07.442	10.407	65	1:51.707	10.639	1	1:49.422	.277	82	1:56.296	35.355	17	1:51.537	17.097
45	2:07.550	10.515	93	1:50.886	11.074	44	1:48.554	2.724	45	1:56.977	48.714	65	1:51.379	18.471
29	2:16.136	19.101	82	1:54.285	16.547	58	1:49.305	3.386	3	1:57.440	55.012	52	1:52.349	19.035
5	2:28.443	31.408	74	1:54.208	16.749	41	1:48.828	3.497	29	1:54.873	1:02.713	104	1:51.547	32.697
Lap 2			104	1:53.570	17.402	78	1:49.918	11.223	68	2:57.776	1:38.717	74	1:53.007	35.566
30	1:48.645		43	1:54.933	17.783	17	1:50.626	11.931	Lap 7			67	1:52.265	36.102
1	1:49.490	.753	67	1:54.868	18.847	52	1:50.218	12.140	1	1:49.030		43	1:53.767	39.475
44	1:50.315	1.593	68	1:54.675	19.567	93	1:50.031	12.632	30	1:49.230	.250	82	1:56.295	50.196
58	1:50.391	1.997	45	1:58.455	27.356	65	1:50.856	13.854	44	1:48.628	.856	45	1:56.139	1:03.525
41	1:50.402	2.341	3	1:58.823	30.006	74	1:53.618	25.190	58	1:48.635	1.346	29	1:52.477	1:10.014
17	1:51.235	3.813	29	1:59.969	42.526	104	1:52.366	25.394	41	1:48.602	1.494	Lap 9		
52	1:52.385	8.226	Lap 4			67	1:53.252	27.065	78	1:49.312	10.748	1	1:48.313	
78	1:52.356	8.405	30	1:49.007		43	1:53.244	27.771	93	1:49.719	11.780	44	1:48.992	1.068
65	1:51.771	8.618	1	1:48.987	.570	82	1:55.857	29.590	17	1:51.536	14.660	41	1:48.083	1.119
93	1:53.006	9.874	58	1:50.067	3.796	68	1:55.397	31.472	52	1:51.761	15.786	58	1:50.116	3.899
						45	1:56.968	42.268	65	1:50.509	16.192	78	1:49.953	12.757

Scott Laing

Chief Time Keeper - Scott Laing

Tom Williams

Clerk of Course - Tom Williams



Computime Race Timing Systems Pty Ltd © 1996
Licensed to Computime Race Timing Systems

www.computime.com.au

COMPUTIME RACE TIMING SYSTEMS PTY LTD

9 Timber Lane, Glen Waverley, Vic 3150. Ph : 0418 17 13 17

E-mail : scott@computime.com.au



2014 Australian Superbike Championships



Round 2 Phillip Island GP Circuit July 19 & 20 SUPERSPORT Race 1



Date: 20/07/14
Event: R06
Weather: Mostly cloudy - 11.5C
Track: Wet / drying - Temp: 13.1C

Started at: 11:52:05
Laps: 12
Starters: 23
Printed at: 12:49

PROVISIONAL LAP SHEET

No	Lap Time	Gap	No	Lap Time	Gap
93	1:49.718	13.251	58	1:51.619	10.270
68	1:59.311	1 lap	93	1:48.516	14.963
65	1:50.235	20.393	78	1:49.474	16.010
17	1:52.118	20.902	65	1:49.369	24.434
52	1:52.676	23.398	17	1:51.353	27.652
104	1:52.852	37.236	52	1:52.919	33.192
74	1:53.241	40.494	104	1:50.598	44.011
67	1:53.189	40.978	74	1:52.325	50.147
43	1:54.091	45.253	67	1:52.052	50.461
82	1:57.940	59.823	43	1:54.070	58.317
45	1:55.379	1:10.591	82	1:56.878	1:17.493
29	1:51.853	1:13.554	29	1:53.692	1:23.170
			45	1:54.702	1:23.632
Lap 10			Lap 12		
1	1:48.416		1	1:46.995	
41	1:47.392	.095	41	1:47.072	.085
44	1:48.487	1.139	44	1:49.400	3.696
58	1:50.593	6.076	58	1:51.320	14.595
93	1:49.037	13.872	93	1:49.156	17.124
78	1:49.620	13.961	78	1:49.081	18.096
65	1:50.513	22.490	65	1:50.352	27.791
17	1:51.238	23.724	17	1:51.012	31.669
52	1:52.716	27.698	52	1:55.309	41.506
104	1:52.018	40.838	104	1:50.417	47.433
74	1:53.169	45.247	74	1:51.522	54.674
67	1:53.272	45.834	67	1:51.666	55.132
43	1:54.835	51.672	43	1:54.476	1:05.798
82	1:56.633	1:08.040	82	1:56.941	1:27.439
45	1:54.180	1:16.355	29	1:51.670	1:27.845
29	1:51.765	1:16.903	45	1:53.550	1:30.187
Lap 11					
1	1:47.425				
41	1:47.338	.008			
44	1:47.577	1.291			


The results are provisional until the end of the time limit for protests and appeals.

Scott Laing
Chief Time Keeper - Scott Laing

Tom Williams
Clerk of Course - Tom Williams



Computime Race Timing Systems Pty Ltd © 1996
Licensed to Computime Race Timing Systems
www.computime.com.au
COMPUTIME RACE TIMING SYSTEMS PTY LTD
9 Timber Lane, Glen Waverley, Vic 3150. Ph : 0418 17 13 17
E-mail : scott@computime.com.au



2014 Australian Superbike Championships



Round 2 Phillip Island GP Circuit July 19 & 20 SUPERSPORT Race 1



Date: 20/07/14
Event: R06
Weather: Mostly cloudy - 11.5C
Track: Wet / drying - Temp: 13.1C

Started at: 11:52:05
Laps: 12
Starters: 23
Printed at: 12:49

PROVISIONAL LAP CHART

Grid	1	2	3	4	5	6	7	8	9	10	11	12
1	1	30	30	30	30	1	1	1	1	1	1	1
41	44	1	1	1	1	30	30	44	44	41	41	41
44	30	44	58	58	44	44	44	30	41	44	44	44
52	58	58	44	44	58	58	58	41	58	58	58	58
58	41	41	41	41	41	41	41	58	78	93	93	93
82	17	17	17	17	78	78	78	78	93	78	78	78
93	52	52	52	78	17	93	93	93	65	65	65	65
48	78	78	78	52	52	17	17	17	17	17	17	17
17	65	65	65	93	93	52	52	65	52	52	52	52
65	93	93	93	65	65	65	65	52	104	104	104	104
78	82	82	82	74	74	104	104	104	74	74	74	74
68	67	74	74	104	104	74	74	74	67	67	67	67
30	74	43	104	82	67	67	67	67	43	43	43	43
67	104	104	43	67	43	43	43	43	82	82	82	82
3	83	67	67	43	82	82	82	82	45	45	29	29
74	43	68	68	68	68	45	45	45	29	29	45	45
83	68	45	45	45	45	3	3	29				
5	3	3	3	3	3	29	29	68				
43	45	29	29	29	29	68	68					
104	29											
45	5											
13												
98												
29												

The results are provisional until the end of the time limit for protests and appeals.

Scott Laing
Chief Time Keeper - Scott Laing

Tom Williams
Clerk of Course - Tom Williams



Computime Race Timing Systems Pty Ltd © 1996
Licensed to Computime Race Timing Systems
www.computime.com.au
COMPUTIME RACE TIMING SYSTEMS PTY LTD
9 Timber Lane, Glen Waverley, Vic 3150. Ph : 0418 17 13 17
E-mail : scott@computime.com.au



2014 Australian Superbike Championships




Round 2 Phillip Island GP Circuit July 19 & 20



SUPERSPORT AUSTRALIAN SUPERSPORT CHAMPIONSHIP PROVISIONAL SERIES POINTS

Pos	Name	Rnd 1 Qld R/way	Rnd 2 Pole	Rnd 2 Race 1	Total
1	Daniel FALZON (SA)	50	1	25	76
2	Aiden WAGNER (QLD)	41	0	20	61
3	Brenton HYDE (NSW)	32	0	9	41
4	Chris QUINN (NSW)	34	0	7	41
5	Callum SPRIGGS (QLD)	36	0	0	36
6	Cam RUSSELL (VIC)	24	0	10	34
7	Kane BURNS (NSW)	28	0	0	28
8	Mitch LEVY (NSW)	27	0	0	27
9	Anthony QUINN (NSW)	24	0	0	24
10	Callum ALDERSON (VIC)	22	0	0	22
11	Steven RELPH (QLD)	19	0	0	19
12	Matthew DAVIES (NSW)	0	0	18	18
13	Luke BURGESS (QLD)	0	0	17	17
14	Adrian DIGIANDOMENICO (VIC)	0	0	16	16
15	Michael BLAIR (NSW)	0	0	15	15
16	Cameron WEBSTER (QLD)	15	0	0	15
17	Hudson PITT (SA)	0	0	14	14
18	Sam LAMBERT (NT)	0	0	13	13
19	Ryan TAYLOR (VIC)	0	0	12	12
20	Harrison COX (QLD)	12	0	0	12
21	Anthony NICOLO (VIC)	0	0	11	11
22	Craig BENTLEY (QLD)	11	0	0	11
23	Chris EARLY (VIC)	0	0	8	8
24	James GREENSILL (QLD)	7	0	0	7
25	Patrick LI (VIC)	0	0	6	6
26	Joshua LEONARD (QLD)	0	0	5	5


.....
Chief Time Keeper - Scott Laing


.....
Clerk of Course - Tom Williams



Computime Race Timing Systems Pty Ltd © 1996
Licensed to Computime Race Timing Systems
www.computime.com.au
COMPUTIME RACE TIMING SYSTEMS PTY LTD
9 Timber Lane, Glen Waverley, Vic 3150. Ph : 0418 17 13 17
E-mail : scott@computime.com.au

