

2014 Australian Superbike Championships



Round 2 Phillip Island GP Circuit July 19 & 20 SUPERSPORT Race 2



Date: 20/07/14
Event: R11
Weather: Mostly cloudy - 11.4C
Track: Variable - Temp: 15.0C

Started at: 15:06:26
Laps: 12
Starters: 20
Printed at: 15:32

PROVISIONAL CLASSIFICATION

Pos	No	Gr	Name	Machine	Laps	Race Time	Behind	Fastest Lap	On Lap	Top Speed
1	41		Aiden WAGNER (QLD)	Yamaha YZF-R6	12	21:17.529		1:42.783	12	253
2	58		Luke BURGESS (QLD) / MacKay Kawasaki / SWRacing / HR Smart Solutions / JP Piping	Kawasaki ZX6R	12	21:19.057	1.528	1:44.057	11	258
3	93		Adrian DIGIANDOMENICO (VIC) / Stafford M-cycles / Indeco / Wurth Aust / YRD / Indeco	Yamaha YZF-R6	12	21:24.021	6.492	1:43.771	12	252
4	1		Daniel FALZON (SA) / Caterpillar / EPSA / Yamaha	Yamaha YZF-R6	12	21:48.760	31.231	1:46.529	9	257
5	65		Hudson PITT (SA)	Yamaha YZF-R6	12	22:09.699	52.170	1:48.283	2	247
6	82		Chris QUINN (NSW) / Coopers Pale Ale Yamaha / Holmes Extractive Resources	Yamaha YZF-R6	12	22:15.279	57.750	1:44.676	12	255
7	67		Brenton HYDE (NSW) / Coopers Pale Ale Yamaha / The Channon Tavern / YRD	Yamaha YZF-R6	12	22:15.395	57.866	1:47.255	12	250
8	5		Callum ALDERSON (VIC) / Signpro / NZI Helmets / Cassons / Dainese / Motov8 / Big Knobs	Yamaha YZF-R6	12	22:16.108	58.579	1:48.928	8	251
9	74		Cam RUSSELL (VIC) / Silkolene / Dynoverks / Sign Pro / BHF	Yamaha YZF-R6	12	22:27.073	1:09.544	1:48.489	9	255
10	3		David BARKER (VIC)	Yamaha YZF-R6	12	22:36.050	1:18.521	1:50.249	8	246
11	83		Kieran MAHER (VIC) / Rhino the Wrecker / Advance Fire Doors / Arden Homes / Signpro	Yamaha YZF-R6	12	22:37.878	1:20.349	1:48.996	8	247
12	78		Michael BLAIR (NSW) / Campbell Home Hardware / Blairbuild / Groot Civil	Yamaha YZF-R6	12	22:53.387	1:35.858	1:47.252	11	254
13	45		Joshua LEONARD (QLD) / Ascot Demolition / BBA Marine / Clarke Signs	Yamaha YZF-R6	12	22:54.058	1:36.529	1:50.586	8	242
14	104		Anthony NICOLO (VIC) / Chas Hern Racing	Suzuki GSX-R	11	21:58.884	1 Lap	1:56.008	7	244
DNF	17		Sam LAMBERT (NT) / Gold Coast Triumph / Bolt Action / LVL	Triumph Daytona	11	19:46.747	1 Lap	1:44.119	9	254
DNF	29		Patrick LI (VIC) / MotoGo Motorcycles	Kawasaki ZX6R	9	17:03.729	3 Laps	1:49.037	8	251
DNF	30		Kane BURNS (NSW) / Moto National / G.J.Gardner Homes	Suzuki GSX-R	5	9:28.637	7 Laps	1:50.661	3	255
DNF	43		Chris EARLY (VIC) / iautomation / Sign Pro / Limelight Inc / Str8 Line Landscaping	Yamaha YZF-R6	3	5:46.866	9 Laps	1:52.465	2	233
DNF	68		Mitch LEVY (NSW) / Vern Graham M-cycles	Yamaha YZF-R6	2	4:01.178	10 Laps	1:56.831	2	257
DNF	44		Matthew DAVIES (NSW) / Iplex / Pipelines / YRD / Held Biker Gear / Arai / Winslow Constr.	Yamaha YZF-R6	0		12 Laps			195

Fastest Lap was 1:42.783 by Aiden WAGNER (QLD)

Current race lap record for SS class - 1:35.200 by Bryan STARING (VIC) on a Yamaha YZF R6 set on 17/10/09

The results are provisional until the end of the time limit for protests and appeals.

Chief Time Keeper - Scott Laing

Clerk of Course - Tom Williams



Computime Race Timing Systems Pty Ltd © 1996
Licensed to Computime Race Timing Systems

www.computime.com.au
COMPUTIME RACE TIMING SYSTEMS PTY LTD
9 Timber Lane, Glen Waverley, Vic 3150. Ph : 0418 17 13 17
E-mail : scott@computime.com.au



2014 Australian Superbike Championships



Round 2 Phillip Island GP Circuit July 19 & 20 SUPERSPORT Race 2



Date: 20/07/14
Event: R11
Weather: Mostly cloudy - 11.4C
Track: Variable - Temp: 15.0C

Started at: 15:06:26
Laps: 12
Starters: 20
Printed at: 15:32

PROVISIONAL LAP TIMES

No	Name	Lap 1	Lap 2	Lap 3	Lap 4	Lap 5	Lap 6	Lap 7	Lap 8	Lap 9	Lap 10	Lap 11	Lap 12
1	Daniel FALZON (SA)	1:59.791	1:50.932	1:49.525	1:48.660	1:47.920	1:46.907	1:47.127	1:47.154	1:46.529	1:47.287	1:47.962	1:48.966
3	David BARKER (VIC)	2:04.201	1:56.885	1:54.318	1:51.882	1:52.075	1:51.300	1:51.449	1:50.249	1:51.090	1:51.235	1:50.975	1:50.391
5	Callum ALDERSON (VIC)	2:02.058	1:53.495	1:51.094	1:50.764	1:50.971	1:50.476	1:49.891	1:48.928	1:49.780	1:49.327	1:50.274	1:49.050
17	Sam LAMBERT (NT)	2:06.993	1:50.445	1:49.050	1:44.852	1:45.051	1:45.836	1:45.030	1:44.559	1:44.119	1:45.250	1:45.562	
29	Patrick LI (VIC)	2:07.158	1:55.657	1:55.525	1:53.196	1:51.297	1:50.943	1:50.618	1:49.037	1:50.298			
30	Kane BURNS (NSW)	2:04.436	1:51.436	1:50.661	1:50.694	1:51.410							
41	Aiden WAGNER (QLD)	1:59.512	1:48.709	1:47.129	1:45.383	1:45.176	1:45.209	1:45.625	1:44.711	1:44.943	1:43.997	1:44.352	1:42.783
43	Chris EARLY (VIC)	2:01.280	1:52.465	1:53.121									
45	Joshua LEONARD (QLD)	2:07.116	1:55.591	1:55.154	1:52.021	1:52.316	1:51.513	1:51.470	1:50.586	1:53.095	1:55.718	1:55.173	1:54.305
58	Luke BURGESS (QLD)	1:57.165	1:49.965	1:48.262	1:45.954	1:45.392	1:44.451	1:45.534	1:44.269	1:45.483	1:44.240	1:44.057	1:44.285
65	Hudson PITT (SA)	1:55.345	1:48.283	1:49.495	1:49.853	1:50.425	1:49.557	1:49.920	1:50.418	1:51.373	1:51.024	1:51.543	1:52.463
67	Brenton HYDE (NSW)	2:02.030	1:53.699	1:51.087	1:50.109	1:51.498	1:50.474	1:50.630	1:50.793	1:49.478	1:49.915	1:48.427	1:47.255
68	Mitch LEVY (NSW)	2:04.347	1:56.831										
74	Cam RUSSELL (VIC)	2:04.653	1:55.991	1:54.562	1:54.351	1:51.404	1:50.387	1:51.321	1:49.664	1:48.489	1:48.744	1:48.683	1:48.824
78	Michael BLAIR (NSW)	1:57.181	1:49.171	1:49.034	2:41.624	1:58.085	1:49.783	1:49.323	1:48.443	1:48.171	1:47.406	1:47.252	1:47.914
82	Chris QUINN (NSW)	2:04.316	1:58.298	1:54.562	1:52.298	1:50.507	1:50.726	1:50.289	1:49.147	1:47.582	1:46.826	1:46.052	1:44.676
83	Kieran MAHER (VIC)	2:04.876	1:57.597	1:55.129	1:52.299	1:51.792	1:51.758	1:50.243	1:48.996	1:51.336	1:51.030	1:51.245	1:51.577
93	Adrian DIGIANDOMENICO (VIC)	1:59.955	1:49.753	1:47.834	1:46.500	1:46.139	1:46.099	1:45.459	1:44.753	1:44.626	1:44.641	1:44.491	1:43.771
104	Anthony NICOLO (VIC)	2:11.403	2:01.704	1:59.569	2:00.072	1:58.365	1:56.945	1:56.008	1:56.124	2:01.865	1:57.792	1:59.037	

The results are provisional until the end of the time limit for protests and appeals.

Chief Time Keeper - Scott Laing

Clerk of Course - Tom Williams




Computime Race Timing Systems Pty Ltd © 1996
Licensed to Computime Race Timing Systems

www.computime.com.au

COMPUTIME RACE TIMING SYSTEMS PTY LTD

9 Timber Lane, Glen Waverley, Vic 3150. Ph : 0418 17 13 17

E-mail : scott@computime.com.au



2014 Australian Superbike Championships



Round 2 Phillip Island GP Circuit July 19 & 20 SUPERSPORT Race 2



Date: 20/07/14
Event: R11
Weather: Mostly cloudy - 11.4C
Track: Variable - Temp: 15.0C

Started at: 15:06:26
Laps: 12
Starters: 20
Printed at: 15:32

PROVISIONAL SPLIT TIMES

Lap	Split 1	Split 2	Split 3	Split 4	Lap Time	Spd	Lap	Split 1	Split 2	Split 3	Split 4	Lap Time	Spd
1 Daniel FALZON (SA) (4th)							12	32.550	45.981	30.519		1:49.050	248
1	37.908	46.646	35.237		1:59.791	199							
2	32.412	44.291	34.229		1:50.932	254							
3	31.992	44.167	33.366		1:49.525	254							
4	31.434	43.562	33.664		1:48.660	255							
5	31.446	43.604	32.870		1:47.920	252							
6	31.301	1:15.606			1:46.907	257							
7	31.169	42.920	33.038		1:47.127	257							
8	31.087	43.284	32.783		1:47.154	255							
9	30.881	42.963	32.685		1:46.529	255							
10	31.088	43.139	33.060		1:47.287	254							
11	31.542	43.357	33.063		1:47.962	254							
12	31.468	44.411	33.087		1:48.966	255							
3 David BARKER (VIC) (10th)													
1	41.316	48.303	34.582		2:04.201	204							
2	35.273	47.739	33.873		1:56.885	245							
3	33.792	47.562	32.964		1:54.318	239							
4	33.346	46.266	32.270		1:51.882	240							
5	33.458	46.115	32.502		1:52.075	244							
6	33.098	45.925	32.277		1:51.300	245							
7	33.542	45.778	32.129		1:51.449	232							
8	33.151	45.503	31.595		1:50.249	243							
9	33.102	46.158	31.830		1:51.090	245							
10	33.024	45.306	32.905		1:51.235	246							
11	33.084	45.572	32.319		1:50.975	245							
12	32.925	45.717	31.749		1:50.391	244							
5 Callum ALDERSON (VIC) (8th)													
1	40.884	47.801	33.373		2:02.058	209							
2	33.345	47.405	32.745		1:53.495	249							
3	32.828	46.565	31.701		1:51.094	250							
4	32.534	45.466	32.764		1:50.764	251							
5	33.297	45.906	31.768		1:50.971	248							
6	32.696	1:17.780			1:50.476	249							
7	32.505	45.887	31.499		1:49.891	249							
8	32.503	45.773	30.652		1:48.928	248							
9	32.545	46.338	30.897		1:49.780	248							
10	32.474	46.019	30.834		1:49.327	248							
11	32.989	46.423	30.862		1:50.274	247							
17 Sam LAMBERT (NT) (DNF)													
1	44.859	46.711	35.423		2:06.993								
2	32.561	45.532	32.352		1:50.445	249							
3	31.407	45.291	32.352		1:49.050	254							
4	30.781	42.879	31.192		1:44.852	250							
5	30.657	42.592	31.802		1:45.051	250							
6	30.690	1:15.146			1:45.836	251							
7	30.739	42.916	31.375		1:45.030	249							
8	30.659	42.773	31.127		1:44.559	250							
9	30.520	42.752	30.847		1:44.119	251							
10	30.597	43.354	31.299		1:45.250	251							
11	30.761	43.129	31.672		1:45.562	251							
29 Patrick LI (VIC) (DNF)													
1	43.272	48.816	35.070		2:07.158	203							
2	34.173	48.630	32.854		1:55.657	245							
3	34.405	47.737	33.383		1:55.525	247							
4	34.123	47.116	31.957		1:53.196	248							
5	33.171	45.677	32.449		1:51.297	248							
6	33.264	46.129	31.550		1:50.943	250							
7	33.507	46.145	30.966		1:50.618	247							
8	32.591	45.310	31.136		1:49.037	249							
9	32.934	45.575	31.789		1:50.298	251							
30 Kane BURNS (NSW) (DNF)													
1	42.725	47.277	34.434		2:04.436								
2	32.410	45.727	33.299		1:51.436	249							
3	31.948	45.553	33.160		1:50.661	254							
4	31.872	45.520	33.302		1:50.694	249							
5	33.112	45.900	32.398		1:51.410	255							
41 Aiden WAGNER (QLD) (1st)													
1	38.233	46.768	34.511		1:59.512	193							
2	31.606	44.315	32.788		1:48.709	248							
3	31.344	43.313	32.472		1:47.129	248							
4	30.438	43.137	31.808		1:45.383	248							
5	30.642	42.920	31.614		1:45.176	248							
6	30.493	43.018	31.698		1:45.209	249							

Scott Laing
Chief Time Keeper - Scott Laing

Tom Williams
Clerk of Course - Tom Williams



Computime Race Timing Systems Pty Ltd © 1996
Licensed to Computime Race Timing Systems

www.computime.com.au

COMPUTIME RACE TIMING SYSTEMS PTY LTD

9 Timber Lane, Glen Waverley, Vic 3150. Ph : 0418 17 13 17

E-mail : scott@computime.com.au



2014 Australian Superbike Championships



Round 2 Phillip Island GP Circuit July 19 & 20 SUPERSPORT Race 2



Date: 20/07/14
Event: R11
Weather: Mostly cloudy - 11.4C
Track: Variable - Temp: 15.0C

Started at: 15:06:26
Laps: 12
Starters: 20
Printed at: 15:32

PROVISIONAL SPLIT TIMES


Lap	Split 1	Split 2	Split 3	Split 4	Lap Time	Spd	Lap	Split 1	Split 2	Split 3	Split 4	Lap Time	Spd	
7	31.301	42.874	31.450		1:45.625	247	65 Hudson PITT (SA) (5th)							
8	31.162	42.559	30.990		1:44.711	248	1	38.886	45.558	30.901		1:55.345	199	
9	30.662	43.071	31.210		1:44.943	253	2	31.780	45.121	31.382		1:48.283	246	
10	30.979	42.149	30.869		1:43.997	250	3	32.503	45.186	31.806		1:49.495	245	
11	30.467	42.596	31.289		1:44.352	250	4	32.672	45.464	31.717		1:49.853	245	
12	30.780	41.907	30.096		1:42.783	249	5	32.653	45.660	32.112		1:50.425	247	
							6	32.493	1:17.064			1:49.557	244	
							7	32.496	45.327	32.097		1:49.920	247	
43 Chris EARLY (VIC) (DNF)							8	32.696	45.670	32.052		1:50.418	247	
1	40.901	47.711	32.668		2:01.280	194	9	32.832	46.577	31.964		1:51.373	247	
2	33.501	47.012	31.952		1:52.465	229	10	32.752	46.291	31.981		1:51.024	245	
3	33.850	47.149	32.122		1:53.121	233	11	33.580	45.728	32.235		1:51.543	231	
							12	33.231	47.022	32.210		1:52.463	241	
45 Joshua LEONARD (QLD) (13th)														
1	42.445	49.768	34.903		2:07.116	205	67 Brenton HYDE (NSW) (7th)							
2	34.645	48.567	32.379		1:55.591	230	1	40.358	47.921	33.751		2:02.030	200	
3	34.333	48.175	32.646		1:55.154	233	2	33.692	46.710	33.297		1:53.699	247	
4	33.718	46.648	31.655		1:52.021	238	3	33.130	45.637	32.320		1:51.087	250	
5	33.532	46.722	32.062		1:52.316	239	4	32.779	45.001	32.329		1:50.109	248	
6	33.362	46.476	31.675		1:51.513	235	5	33.298	45.759	32.441		1:51.498	245	
7	33.782	46.584	31.104		1:51.470	241	6	32.938	1:17.536			1:50.474	243	
8	33.126	46.099	31.361		1:50.586	236	7	32.902	45.425	32.303		1:50.630	245	
9	33.451	47.092	32.552		1:53.095	242	8	32.922	45.878	31.993		1:50.793	247	
10	34.294	48.010	33.414		1:55.718	238	9	32.665	45.067	31.746		1:49.478	244	
11	34.427	48.464	32.282		1:55.173	228	10	32.896	45.320	31.699		1:49.915	246	
12	34.397	47.790	32.118		1:54.305	232	11	32.681	44.680	31.066		1:48.427	244	
							12	32.136	44.188	30.931		1:47.255	247	
58 Luke BURGESS (QLD) (2nd)														
1	38.042	45.485	33.638		1:57.165	201	68 Mitch LEVY (NSW) (DNF)							
2	32.780	44.625	32.560		1:49.965	253	1	39.623	48.549	36.175		2:04.347	207	
3	32.234	43.816	32.212		1:48.262	255	2	34.435	47.364	35.032		1:56.831	253	
4	31.489	43.037	31.428		1:45.954	254								
5	31.276	42.586	31.530		1:45.392	256	74 Cam RUSSELL (VIC) (9th)							
6	30.924	42.357	31.170		1:44.451	255	1	40.569	48.545	35.539		2:04.653	204	
7	30.928	42.592	32.014		1:45.534	255	2	34.692	47.460	33.839		1:55.991	248	
8	30.889	42.404	30.976		1:44.269	255	3	33.319	47.797	33.446		1:54.562	249	
9	30.974	42.949	31.560		1:45.483	254	4	33.251	47.727	33.373		1:54.351	248	
10	31.053	42.599	30.588		1:44.240	257	5	32.726	46.427	32.251		1:51.404	250	
11	30.468	42.580	31.009		1:44.057	258	6	32.171	46.140	32.076		1:50.387	252	
12	30.885	42.199	31.201		1:44.285	255	7	32.932	46.270	32.119		1:51.321	255	

Scott Laing
Chief Time Keeper - Scott Laing

Tom Williams
Clerk of Course - Tom Williams



Computime Race Timing Systems Pty Ltd © 1996
Licensed to Computime Race Timing Systems
www.computime.com.au
COMPUTIME RACE TIMING SYSTEMS PTY LTD
9 Timber Lane, Glen Waverley, Vic 3150. Ph : 0418 17 13 17
E-mail : scott@computime.com.au



2014 Australian Superbike Championships



Round 2 Phillip Island GP Circuit July 19 & 20 SUPERSPORT Race 2



Date: 20/07/14
Event: R11
Weather: Mostly cloudy - 11.4C
Track: Variable - Temp: 15.0C

Started at: 15:06:26
Laps: 12
Starters: 20
Printed at: 15:32

PROVISIONAL SPLIT TIMES

Lap	Split 1	Split 2	Split 3	Split 4	Lap Time	Spd	Lap	Split 1	Split 2	Split 3	Split 4	Lap Time	Spd
8	32.370	45.391	31.903		1:49.664	251	4	33.033	46.284	32.982		1:52.299	243
9	31.918	45.287	31.284		1:48.489	250	5	32.749	46.352	32.691		1:51.792	245
10	31.739	45.435	31.570		1:48.744	251	6	32.592	46.498	32.668		1:51.758	244
11	31.655	45.631	31.397		1:48.683	251	7	32.581	45.973	31.689		1:50.243	243
12	31.853	45.680	31.291		1:48.824	251	8	32.135	45.431	31.430		1:48.996	242
							9	32.924	46.503	31.909		1:51.336	247
							10	32.958	45.649	32.423		1:51.030	244
78 Michael BLAIR (NSW) (12th)							11	33.009	45.875	32.361		1:51.245	241
1	39.704	45.401	32.076		1:57.181	204	12	32.604	46.019	32.954		1:51.577	242
2	32.912	44.874	31.385		1:49.171	248							
3	33.099	45.008	30.927		1:49.034	250							
4	32.869	45.136	1:23.619		2:41.624	241	93 Adrian DIGIANDOMENICO (VIC) (3rd)						
5	39.463	1:18.622			1:58.085		1	38.097	46.650	35.208		1:59.955	198
6	32.375	45.263	32.145		1:49.783	252	2	31.995	44.236	33.522		1:49.753	252
7	32.412	45.141	31.770		1:49.323	252	3	31.235	43.771	32.828		1:47.834	247
8	32.331	44.426	31.686		1:48.443	253	4	31.042	43.108	32.350		1:46.500	249
9	32.281	44.377	31.513		1:48.171	253	5	31.155	42.767	32.217		1:46.139	249
10	31.711	44.244	31.451		1:47.406	252	6	30.911	1:15.188			1:46.099	248
11	31.804	44.294	31.154		1:47.252	254	7	30.846	42.562	32.051		1:45.459	247
12	31.685	45.051	31.178		1:47.914	254	8	30.796	42.459	31.498		1:44.753	248
							9	30.615	42.586	31.425		1:44.626	249
82 Chris QUINN (NSW) (6th)							10	30.687	42.716	31.238		1:44.641	249
1	40.115	48.477	35.724		2:04.316	200	11	30.853	42.474	31.164		1:44.491	248
2	35.131	48.267	34.900		1:58.298	235	12	30.535	42.249	30.987		1:43.771	250
3	33.568	46.987	34.007		1:54.562	251							
4	33.248	45.649	33.401		1:52.298	250	104 Anthony NICOLO (VIC) (14th)						
5	32.632	44.865	33.010		1:50.507	250	1	44.098	51.516	35.789		2:11.403	188
6	32.581	45.200	32.945		1:50.726	251	2	36.131	51.104	34.469		2:01.704	232
7	32.417	44.958	32.914		1:50.289	251	3	36.044	49.982	33.543		1:59.569	239
8	32.275	44.597	32.275		1:49.147	249	4	35.394	50.279	34.399		2:00.072	233
9	32.092	43.912	31.578		1:47.582	251	5	34.849	1:23.516			1:58.365	234
10	31.796	43.489	31.541		1:46.826	251	6	34.653	49.005	33.287		1:56.945	236
11	31.596	43.307	31.149		1:46.052	253	7	34.166	48.873	32.969		1:56.008	243
12	31.031	43.301	30.344		1:44.676	255	8	34.401	48.593	33.130		1:56.124	241
83 Kieran MAHER (VIC) (11th)							9	36.327	52.142	33.396		2:01.865	242
1	41.854	48.639	34.383		2:04.876	203	10	34.342	49.554	33.896		1:57.792	244
2	34.913	48.129	34.555		1:57.597	241	11	34.888	50.761	33.388		1:59.037	231
3	33.919	47.247	33.963		1:55.129	242							

The results are provisional until the end of the time limit for protests and appeals.

Scott Laing
Chief Time Keeper - Scott Laing

Tom Williams
Clerk of Course - Tom Williams


Computime Race Timing Systems Pty Ltd © 1996
Licensed to Computime Race Timing Systems

www.computime.com.au

COMPUTIME RACE TIMING SYSTEMS PTY LTD

9 Timber Lane, Glen Waverley, Vic 3150. Ph : 0418 17 13 17

E-mail : scott@computime.com.au



2014 Australian Superbike Championships



Round 2 Phillip Island GP Circuit July 19 & 20 SUPERSPORT Race 2



Date: 20/07/14
Event: R11
Weather: Mostly cloudy - 11.4C
Track: Variable - Temp: 15.0C

Started at: 15:06:26
Laps: 12
Starters: 20
Printed at: 15:32

PROVISIONAL FASTEST LAPS SEQUENCE

Lap	Race Pos	No	Name	Machine	Fastest Lap	On Lap
1	1	65	Hudson PITT (SA)	Yamaha YZF-R6	1:55.345	1
2	1	65	Hudson PITT (SA)	Yamaha YZF-R6	1:48.283	2
3	2	41	Aiden WAGNER (QLD)	Yamaha YZF-R6	1:47.129	3
4	1	41	Aiden WAGNER (QLD)	Yamaha YZF-R6	1:45.383	4
4	6	17	Sam LAMBERT (NT)	Triumph Daytona	1:44.852	4
6	2	58	Luke BURGESS (QLD)	Kawasaki ZX6R	1:44.451	6
8	1	58	Luke BURGESS (QLD)	Kawasaki ZX6R	1:44.269	8
9	4	17	Sam LAMBERT (NT)	Triumph Daytona	1:44.119	9
10	1	41	Aiden WAGNER (QLD)	Yamaha YZF-R6	1:43.997	10
12	1	41	Aiden WAGNER (QLD)	Yamaha YZF-R6	1:42.783	12


The results are provisional until the end of the time limit for protests and appeals.

Chief Time Keeper - Scott Laing

Clerk of Course - Tom Williams



Computime Race Timing Systems Pty Ltd © 1996
Licensed to Computime Race Timing Systems
www.computime.com.au
COMPUTIME RACE TIMING SYSTEMS PTY LTD
9 Timber Lane, Glen Waverley, Vic 3150. Ph : 0418 17 13 17
E-mail : scott@computime.com.au



2014 Australian Superbike Championships



Round 2 Phillip Island GP Circuit July 19 & 20 SUPERSPORT Race 2



Date: 20/07/14
Event: R11
Weather: Mostly cloudy - 11.4C
Track: Variable - Temp: 15.0C

Started at: 15:06:26
Laps: 12
Starters: 20
Printed at: 15:32

PROVISIONAL LAP SHEET

No	Lap Time	Gap	No	Lap Time	Gap	No	Lap Time	Gap	No	Lap Time	Gap	No	Lap Time	Gap
Lap 1			3	1:56.885	17.458	67	1:50.109	16.192	17	1:45.836	11.109	93	1:44.753	5.500
65	1:55.345		68	1:56.831	17.550	30	1:50.694	16.494	65	1:49.557	11.840	17	1:44.559	10.824
58	1:57.165	1.820	83	1:57.597	18.845	5	1:50.764	16.678	1	1:46.907	12.617	1	1:47.154	17.024
78	1:57.181	1.836	82	1:58.298	18.986	3	1:51.882	26.553	5	1:50.476	27.740	65	1:50.418	22.304
41	1:59.512	4.167	45	1:55.591	19.079	82	1:52.298	28.741	67	1:50.474	27.779	5	1:48.928	36.685
1	1:59.791	4.446	29	1:55.657	19.187	74	1:54.351	28.824	3	1:51.300	39.543	67	1:50.793	39.328
93	1:59.955	4.610	104	2:01.704	29.479	45	1:52.021	29.149	82	1:50.726	39.589	82	1:49.147	49.151
43	2:01.280	5.935	Lap 3			83	1:52.299	29.168	74	1:50.387	40.230	74	1:49.664	51.341
67	2:02.030	6.685	65	1:49.495		29	1:53.196	30.803	83	1:51.758	42.333	3	1:50.249	51.367
5	2:02.058	6.713	41	1:47.129	2.227	104	2:00.072	52.015	45	1:51.513	42.593	83	1:48.996	51.698
3	2:04.201	8.856	78	1:49.034	2.263	78	2:41.624	56.277	29	1:50.943	42.658	29	1:49.037	52.439
82	2:04.316	8.971	58	1:48.262	2.269	Lap 5			78	1:49.783	1:13.760	45	1:50.586	54.775
68	2:04.347	9.002	93	1:47.834	4.419	41	1:45.176		104	1:56.945	1:16.940	78	1:48.443	1:21.652
30	2:04.436	9.091	1	1:49.525	7.125	58	1:45.392	.829	Lap 7			104	1:56.124	1:39.198
74	2:04.653	9.308	17	1:49.050	13.365	93	1:46.139	4.272	58	1:45.534		Lap 9		
83	2:04.876	9.531	30	1:50.661	13.410	65	1:50.425	7.492	41	1:45.625	.020	41	1:44.943	
17	2:06.993	11.648	5	1:51.094	13.524	17	1:45.051	10.482	93	1:45.459	5.016	58	1:45.483	.078
45	2:07.116	11.771	67	1:51.087	13.693	1	1:47.920	10.919	17	1:45.030	10.534	93	1:44.626	4.721
29	2:07.158	11.813	43	1:53.121	13.743	5	1:50.971	22.473	1	1:47.127	14.139	17	1:44.119	9.538
104	2:11.403	16.058	74	1:54.562	22.083	67	1:51.498	22.514	65	1:49.920	16.155	1	1:46.529	18.148
Lap 2			3	1:54.318	22.281	30	1:51.410	22.728	5	1:49.891	32.026	65	1:51.373	28.272
65	1:48.283		82	1:54.562	24.053	3	1:52.075	33.452	67	1:50.630	32.804	5	1:49.780	41.060
78	1:49.171	2.724	83	1:55.129	24.479	82	1:50.507	34.072	82	1:50.289	44.273	67	1:49.478	43.401
58	1:49.965	3.502	45	1:55.154	24.738	74	1:51.404	35.052	3	1:51.449	45.387	82	1:47.582	51.328
41	1:48.709	4.593	29	1:55.525	25.217	83	1:51.792	35.784	74	1:51.321	45.946	74	1:48.489	54.425
93	1:49.753	6.080	104	1:59.569	39.553	45	1:52.316	36.289	83	1:50.243	46.971	3	1:51.090	57.052
1	1:50.932	7.095	Lap 4			29	1:51.297	36.924	29	1:50.618	47.671	29	1:50.298	57.332
43	1:52.465	10.117	41	1:45.383		104	1:58.365	1:05.204	45	1:51.470	48.458	83	1:51.336	57.629
5	1:53.495	11.925	58	1:45.954	.613	78	1:58.085	1:09.186	78	1:49.323	1:17.478	45	1:53.095	1:02.465
67	1:53.699	12.101	65	1:49.853	2.243	Lap 6			104	1:56.008	1:27.343	78	1:48.171	1:24.418
30	1:51.436	12.244	93	1:46.500	3.309	41	1:45.209		Lap 8			Lap 10		
17	1:50.445	13.810	1	1:48.660	8.175	58	1:44.451	.071	58	1:44.269		41	1:43.997	
74	1:55.991	17.016	17	1:44.852	10.607	93	1:46.099	5.162	41	1:44.711	.462	58	1:44.240	.321

Scott Laing
Chief Time Keeper - Scott Laing

Tom Williams
Clerk of Course - Tom Williams



Computime Race Timing Systems Pty Ltd © 1996
Licensed to Computime Race Timing Systems
www.computime.com.au
COMPUTIME RACE TIMING SYSTEMS PTY LTD
9 Timber Lane, Glen Waverley, Vic 3150. Ph : 0418 17 13 17
E-mail : scott@computime.com.au



2014 Australian Superbike Championships



Round 2 Phillip Island GP Circuit July 19 & 20 SUPERSPORT Race 2



Date: 20/07/14
Event: R11
Weather: Mostly cloudy - 11.4C
Track: Variable - Temp: 15.0C

Started at: 15:06:26
Laps: 12
Starters: 20
Printed at: 15:32

PROVISIONAL LAP SHEET

No	Lap Time	Gap	No	Lap Time	Gap
93	1:44.641	5.365	1	1:48.966	31.231
17	1:45.250	10.791	104	1:59.037	1 lap
104	2:01.865	1 lap	65	1:52.463	52.170
1	1:47.287	21.438	82	1:44.676	57.750
65	1:51.024	35.299	67	1:47.255	57.866
5	1:49.327	46.390	5	1:49.050	58.579
67	1:49.915	49.319	74	1:48.824	1:09.544
82	1:46.826	54.157	3	1:50.391	1:18.521
74	1:48.744	59.172	83	1:51.577	1:20.349
3	1:51.235	1:04.290	78	1:47.914	1:35.858
83	1:51.030	1:04.662	45	1:54.305	1:36.529
45	1:55.718	1:14.186			
78	1:47.406	1:27.827			
Lap 11					
41	1:44.352				
58	1:44.057	.026			
93	1:44.491	5.504			
17	1:45.562	12.001			
1	1:47.962	25.048			
104	1:57.792	1 lap			
65	1:51.543	42.490			
5	1:50.274	52.312			
67	1:48.427	53.394			
82	1:46.052	55.857			
74	1:48.683	1:03.503			
3	1:50.975	1:10.913			
83	1:51.245	1:11.555			
45	1:55.173	1:25.007			
78	1:47.252	1:30.727			
Lap 12					
41	1:42.783				
58	1:44.285	1.528			
93	1:43.771	6.492			

The results are provisional until the end of the time limit for protests and appeals.

Chief Time Keeper - Scott Laing

Clerk of Course - Tom Williams




Computime Race Timing Systems Pty Ltd © 1996
Licensed to Computime Race Timing Systems

www.computime.com.au

COMPUTIME RACE TIMING SYSTEMS PTY LTD

9 Timber Lane, Glen Waverley, Vic 3150. Ph : 0418 17 13 17

E-mail : scott@computime.com.au



2014 Australian Superbike Championships



Round 2 Phillip Island GP Circuit July 19 & 20 SUPERSPORT Race 2



Date: 20/07/14
Event: R11
Weather: Mostly cloudy - 11.4C
Track: Variable - Temp: 15.0C

Started at: 15:06:26
Laps: 12
Starters: 20
Printed at: 15:32

PROVISIONAL LAP CHART

Grid	1	2	3	4	5	6	7	8	9	10	11	12
1	65	65	65	41	41	41	58	58	41	41	41	41
41	58	78	41	58	58	58	41	41	58	58	58	58
44	78	58	78	65	93	93	93	93	93	93	93	93
52	41	41	58	93	65	17	17	17	17	17	17	1
58	1	93	93	1	17	65	1	1	1	1	1	65
82	93	1	1	17	1	1	65	65	65	65	65	82
93	43	43	17	67	5	5	5	5	5	5	5	67
48	67	5	30	30	67	67	67	67	67	67	67	5
17	5	67	5	5	30	3	82	82	82	82	82	74
65	3	30	67	3	3	82	3	74	74	74	74	3
78	82	17	43	82	82	74	74	3	3	3	3	83
68	68	74	74	74	74	83	83	83	29	83	83	78
30	30	3	3	45	83	45	29	29	83	45	45	45
67	74	68	82	83	45	29	45	45	45	78	78	
3	83	83	83	29	29	78	78	78	78	104	104	
74	17	82	45	104	104	104	104	104	104			
83	45	45	29	78	78							
5	29	29	104									
43	104	104										
104												
45												
13												
98												
29												

The results are provisional until the end of the time limit for protests and appeals.

Scott Laing
Chief Time Keeper - Scott Laing

Tom Williams
Clerk of Course - Tom Williams



Computime Race Timing Systems Pty Ltd © 1996
Licensed to Computime Race Timing Systems
www.computime.com.au
COMPUTIME RACE TIMING SYSTEMS PTY LTD
9 Timber Lane, Glen Waverley, Vic 3150. Ph : 0418 17 13 17
E-mail : scott@computime.com.au



2014 Australian Superbike Championships



Round 2 Phillip Island GP Circuit July 19 & 20 SUPERSPORT PROVISIONAL ROUND POINTS



AUSTRALIAN SUPERSPORT CHAMPIONSHIP

Pos	Name	Rnd 2 Pole	Rnd 2 Race 1	Rnd 2 Race 2	Total
1	Aiden WAGNER (QLD)	0	20	25	45
2	Daniel FALZON (SA)	1	25	17	43
3	Luke BURGESS (QLD)	0	17	20	37
4	Adrian DIGIANDOMENICO (VIC)	0	16	18	34
5	Hudson PITT (SA)	0	14	16	30
6	Michael BLAIR (NSW)	0	15	9	24
7	Brenton HYDE (NSW)	0	9	14	23
8	Chris QUINN (NSW)	0	7	15	22
9	Cam RUSSELL (VIC)	0	10	12	22
10	Anthony NICOLO (VIC)	0	11	7	18
11	Matthew DAVIES (NSW)	0	18	0	18
12	Callum ALDERSON (VIC)	0	0	13	13
13	Joshua LEONARD (QLD)	0	5	8	13
14	Sam LAMBERT (NT)	0	13	0	13
15	Ryan TAYLOR (VIC)	0	12	0	12
16	David BARKER (VIC)	0	0	11	11
17	Kieran MAHER (VIC)	0	0	10	10
18	Chris EARLY (VIC)	0	8	0	8
19	Patrick LI (VIC)	0	6	0	6

Chief Time Keeper - Scott Laing

Clerk of Course - Tom Williams




Computime Race Timing Systems Pty Ltd © 1996
Licensed to Computime Race Timing Systems

www.computime.com.au

COMPUTIME RACE TIMING SYSTEMS PTY LTD

9 Timber Lane, Glen Waverley, Vic 3150. Ph : 0418 17 13 17

E-mail : scott@computime.com.au



2014 Australian Superbike Championships




Round 2 Phillip Island GP Circuit July 19 & 20 SUPERSPORT PROVISIONAL SERIES POINTS



AUSTRALIAN SUPERSPORT CHAMPIONSHIP

Pos	Name	Rnd 1 Qld R/way	Rnd 2 Pole	Rnd 2 Race 1	Rnd 2 Race 2	Total
1	Daniel FALZON (SA)	50	1	25	17	93
2	Aiden WAGNER (QLD)	41	0	20	25	86
3	Chris QUINN (NSW)	34	0	7	15	56
4	Brenton HYDE (NSW)	32	0	9	14	55
5	Cam RUSSELL (VIC)	24	0	10	12	46
6	Luke BURGESS (QLD)	0	0	17	20	37
7	Callum SPRIGGS (QLD)	36	0	0	0	36
8	Callum ALDERSON (VIC)	22	0	0	13	35
9	Adrian DIGIANDOMENICO (VIC)	0	0	16	18	34
10	Hudson PITT (SA)	0	0	14	16	30
11	Kane BURNS (NSW)	28	0	0	0	28
12	Mitch LEVY (NSW)	27	0	0	0	27
13	Michael BLAIR (NSW)	0	0	15	9	24
14	Anthony QUINN (NSW)	24	0	0	0	24
15	Steven RELPH (QLD)	19	0	0	0	19
16	Anthony NICOLO (VIC)	0	0	11	7	18
17	Matthew DAVIES (NSW)	0	0	18	0	18
18	Cameron WEBSTER (QLD)	15	0	0	0	15
19	Joshua LEONARD (QLD)	0	0	5	8	13
20	Sam LAMBERT (NT)	0	0	13	0	13
21	Ryan TAYLOR (VIC)	0	0	12	0	12
22	Harrison COX (QLD)	12	0	0	0	12
23	David BARKER (VIC)	0	0	0	11	11
24	Craig BENTLEY (QLD)	11	0	0	0	11
25	Kieran MAHER (VIC)	0	0	0	10	10
26	Chris EARLY (VIC)	0	0	8	0	8
27	James GREENSILL (QLD)	7	0	0	0	7
28	Patrick LI (VIC)	0	0	6	0	6


.....
Chief Time Keeper - Scott Laing


.....
Clerk of Course - Tom Williams



Computime Race Timing Systems Pty Ltd © 1996
Licensed to Computime Race Timing Systems
www.computime.com.au
COMPUTIME RACE TIMING SYSTEMS PTY LTD
9 Timber Lane, Glen Waverley, Vic 3150. Ph : 0418 17 13 17
E-mail : scott@computime.com.au

