

2014 Australian Superbike Championships



Round 2 Phillip Island GP Circuit July 19 & 20



SUPERBIKE

Race 2

Date: 20/07/14
Event: R13
Weather: Mostly cloudy - 11.1C
Track: Dry - Temp: 13.9C

Started at: 16:23:12
Laps: 12
Starters: 16
Printed at: 16:46

PROVISIONAL CLASSIFICATION


Pos	No	Name	Machine	Laps	Race Time	Behind	Fastest Lap	On Lap	Top Speed
1	91	Jed METCHER (VIC) / Race Center / Batteries North / Outdoor Concepts / BHF / Fitmoto	Kawasaki ZX10R	12	19:07.808		1:34.496	6	298
2	14	Glenn ALLERTON (NSW) / NEXTGEN Motorsports / Pirelli / Dynotech / BMW	BMW HP4	12	19:11.409	3.601	1:34.425	8	300
3	38	Linden MAGEE (QLD) / LMR / Eagle Developments / Maxima / Ohlins / QLD Hydrographics	BMW HP4	12	19:26.500	18.692	1:35.028	4	292
4	15	Ben NICOLSON (VIC) / NEXTGEN Motorsports / Pirelli / Dynotech / BMW	BMW S RR	12	19:58.320	50.512	1:38.537	6	286
5	19	Phil LOVETT (NSW) / Cessnock KTM / Lovetts Earthmoving / Central Coast Harley Dav.	Kawasaki ZX10R	12	20:04.089	56.281	1:38.688	12	271
6	77	Adam SENIOR (WA) / Silkolene / City Toyota / Boreclean / Barclay Engineering	Suzuki GSXR	12	20:04.115	56.307	1:38.612	12	281
7	11	Phil CZAJ (VIC)	Aprilia RSV4	12	20:19.208	1:11.400	1:40.392	5	273
8	81	Chris PERINI (NSW)	Ducati Panigale	12	20:35.195	1:27.387	1:40.434	12	271
9	13	Nick MARSH (NSW) / SuperbikeSource	Aprilia RSV4	12	20:48.678	1:40.870	1:42.583	12	273
10	24	Stephen MION (VIC) / Bulleen Health & Fitness	Kawasaki ZX10R	11	19:15.089	1 Lap	1:42.861	8	272
11	48	Paul DUTTON (NSW)	Ducati 1198	11	19:15.382	1 Lap	1:42.739	10	269
12	50	Kym GROSSER (VIC)	Honda CBR RR	11	19:19.368	1 Lap	1:42.903	9	269
13	33	Richard ELLIS (VIC) / NZI Helmets / CFA	BMW S RR	11	19:19.446	1 Lap	1:42.843	11	267
14	18	Ryan LAWES (VIC)	Honda CBR RR	11	20:26.125	1 Lap	1:46.887	11	255
15	44	Chris DECKERT (VIC)	Honda CBR RR	11	20:32.309	1 Lap	1:49.147	10	259
DNF	97	Josh CUMING (QLD) / MENACE Clothing Co / Fosters Ace Auto Repairs	Yamaha YZF-R1	0		12 Laps			208

Fastest Lap was 1:34.425 by Glenn ALLERTON (NSW)

Current race lap record for SBK class - 1:32.316 by Wayne MAXWELL (VIC) on a Honda CBR RR set on 17/10/09

The results are provisional until the end of the time limit for protests and appeals.


.....
Chief Time Keeper - Scott Laing


.....
Clerk of Course - Tom Williams



Computime Race Timing Systems Pty Ltd © 1996
Licensed to Computime Race Timing Systems
www.computime.com.au
COMPUTIME RACE TIMING SYSTEMS PTY LTD
9 Timber Lane, Glen Waverley, Vic 3150. Ph : 0418 17 13 17
E-mail : scott@computime.com.au



2014 Australian Superbike Championships



Round 2 Phillip Island GP Circuit July 19 & 20 SUPERBIKE Race 2



Date: 20/07/14
Event: R13
Weather: Mostly cloudy - 11.1C
Track: Dry - Temp: 13.9C

Started at: 16:23:12
Laps: 12
Starters: 16
Printed at: 16:46

PROVISIONAL LAP TIMES

No	Name	Lap 1	Lap 2	Lap 3	Lap 4	Lap 5	Lap 6	Lap 7	Lap 8	Lap 9	Lap 10	Lap 11	Lap 12
11	Phil CZAJ (VIC)	1:48.575	1:40.993	1:41.543	1:40.566	<u>1:40.392</u>	1:40.764	1:40.589	1:41.015	1:40.828	1:40.788	1:41.599	1:41.556
13	Nick MARSH (NSW)	1:50.629	1:43.438	1:43.287	1:43.829	1:44.563	1:43.834	1:43.099	1:42.939	1:43.390	1:44.318	1:42.769	<u>1:42.583</u>
14	Glenn ALLERTON (NSW)	1:43.284	1:36.203	1:36.047	1:35.145	1:34.910	1:34.474	1:34.570	<u>1:34.425</u>	1:34.745	1:34.542	1:34.771	1:38.293
15	Ben NICOLSON (VIC)	1:45.296	1:39.274	1:39.836	1:40.569	1:39.468	<u>1:38.537</u>	1:39.227	1:38.695	1:39.028	1:39.247	1:39.176	1:39.967
18	Ryan LAWES (VIC)	2:02.379	1:52.864	1:53.320	1:51.463	1:48.735	1:53.906	1:49.107	1:51.281	1:47.935	1:48.248	<u>1:46.887</u>	
19	Phil LOVETT (NSW)	1:47.683	1:41.686	1:40.898	1:40.544	1:40.046	1:39.095	1:39.030	1:39.005	1:38.870	1:39.080	1:39.464	<u>1:38.688</u>
24	Stephen MION (VIC)	1:54.047	1:44.973	1:45.516	1:43.887	1:44.163	1:42.906	1:43.490	<u>1:42.861</u>	1:44.180	1:43.635	1:45.431	
33	Richard ELLIS (VIC)	1:53.690	1:46.180	1:45.912	1:45.260	1:45.587	1:44.676	1:43.422	1:43.736	1:43.325	1:44.815	<u>1:42.843</u>	
38	Linden MAGEE (QLD)	1:42.926	1:36.231	1:35.910	<u>1:35.028</u>	1:42.674	1:35.962	1:36.182	1:36.085	1:35.908	1:36.372	1:36.651	1:36.571
44	Chris DECKERT (VIC)	2:01.228	1:53.296	1:53.115	1:51.411	1:51.812	1:52.200	1:50.740	1:50.163	1:49.659	<u>1:49.147</u>	1:49.538	
48	Paul DUTTON (NSW)	1:50.618	1:45.927	1:46.476	1:45.768	1:44.534	1:42.876	1:42.949	1:42.820	1:43.950	<u>1:42.739</u>	1:46.725	
50	Kym GROSSER (VIC)	1:52.769	1:46.018	1:46.047	1:45.678	1:45.282	1:45.204	1:44.664	1:44.192	<u>1:42.903</u>	1:43.187	1:43.424	
77	Adam SENIOR (WA)	1:48.475	1:41.175	1:41.380	1:40.005	1:40.040	1:39.250	1:38.776	1:39.126	1:38.839	1:39.239	1:39.198	<u>1:38.612</u>
81	Chris PERINI (NSW)	1:51.445	1:43.223	1:43.229	1:43.451	1:43.834	1:44.392	1:42.011	1:41.295	1:40.685	1:40.712	1:40.484	<u>1:40.434</u>
91	Jed METCHER (VIC)	1:43.204	1:35.977	1:36.009	1:34.939	1:34.954	<u>1:34.496</u>	1:34.780	1:34.511	1:34.847	1:34.846	1:34.725	1:34.520


The results are provisional until the end of the time limit for protests and appeals.


.....
Chief Time Keeper - Scott Laing


.....
Clerk of Course - Tom Williams



Computime Race Timing Systems Pty Ltd © 1996
Licensed to Computime Race Timing Systems
www.computime.com.au
COMPUTIME RACE TIMING SYSTEMS PTY LTD
9 Timber Lane, Glen Waverley, Vic 3150. Ph : 0418 17 13 17
E-mail : scott@computime.com.au



2014 Australian Superbike Championships



Round 2 Phillip Island GP Circuit July 19 & 20



SUPERBIKE Race 2

Date: 20/07/14
Event: R13
Weather: Mostly cloudy - 11.1C
Track: Dry - Temp: 13.9C

Started at: 16:23:12
Laps: 12
Starters: 16
Printed at: 16:46

PROVISIONAL SPLIT TIMES

Lap	Split 1	Split 2	Split 3	Split 4	Lap Time	Spd	Lap	Split 1	Split 2	Split 3	Split 4	Lap Time	Spd
11 Phil CZAJ (VIC) (7th)							7	28.108	39.656	26.806		1:34.570	300
1	36.454	42.725	29.396		1:48.575	216	8	28.197	39.532	26.696		1:34.425	298
2	30.368	41.968	28.657		1:40.993	268	9	28.341	39.579	26.825		1:34.745	288
3	30.711	1:10.832			1:41.543	265	10	28.180	39.553	26.809		1:34.542	296
4	30.279	41.939	28.348		1:40.566	271	11	28.117	39.724	26.930		1:34.771	297
5	30.121	41.879	28.392		1:40.392	273	12	28.072	39.656	30.565		1:38.293	298
6	30.343	42.054	28.367		1:40.764	271	15 Ben NICOLSON (VIC) (4th)						
7	30.359	41.916	28.314		1:40.589	268	1	35.436	40.990	28.870		1:45.296	220
8	30.527	42.176	28.312		1:41.015	267	2	29.594	41.081	28.599		1:39.274	286
9	30.488	1:10.340			1:40.828	267	3	29.591	41.513	28.732		1:39.836	285
10	30.271	42.079	28.438		1:40.788	267	4	29.817	41.947	28.805		1:40.569	284
11	30.464	42.599	28.536		1:41.599	267	5	29.752	41.465	28.251		1:39.468	285
12	30.487	42.332	28.737		1:41.556	265	6	29.517	41.144	27.876		1:38.537	284
13 Nick MARSH (NSW) (9th)							7	29.422	41.634	28.171		1:39.227	285
1	37.451	43.971	29.207		1:50.629	207	8	29.669	41.235	27.791		1:38.695	283
2	30.783	43.414	29.241		1:43.438	267	9	29.505	1:09.523			1:39.028	286
3	31.300	1:11.987			1:43.287	267	10	29.637	41.539	28.071		1:39.247	283
4	31.199	43.158	29.472		1:43.829	259	11	29.889	41.434	27.853		1:39.176	286
5	31.477	44.159	28.927		1:44.563	262	12	29.844	41.589	28.534		1:39.967	285
6	30.855	43.373	29.606		1:43.834	273	18 Ryan LAWES (VIC) (14th)						
7	31.205	43.204	28.690		1:43.099	264	1	41.211	48.047	33.121		2:02.379	205
8	30.706	43.366	28.867		1:42.939	270	2	33.367	47.622	31.875		1:52.864	247
9	30.882	43.128	29.380		1:43.390	267	3	33.558	47.985	31.777		1:53.320	246
10	31.186	43.722	29.410		1:44.318	267	4	33.329	46.376	31.758		1:51.463	246
11	30.954	43.115	28.700		1:42.769	266	5	32.825	45.327	30.583		1:48.735	255
12	30.999	43.079	28.505		1:42.583	269	6	32.906	50.310	30.690		1:53.906	251
14 Glenn ALLERTON (NSW) (2nd)							7	33.619	45.113	30.375		1:49.107	251
1	35.120	40.337	27.827		1:43.284	213	8	32.569	45.533	33.179		1:51.281	247
2	28.819	40.017	27.367		1:36.203	297	9	32.152	45.431	30.352		1:47.935	251
3	28.756	40.099	27.192		1:36.047	296	10	32.469	45.468	30.311		1:48.248	251
4	28.363	39.671	27.111		1:35.145	298	11	32.286	44.633	29.968		1:46.887	251
5	28.293	39.623	26.994		1:34.910	295	19 Phil LOVETT (NSW) (5th)						
6	28.126	39.477	26.871		1:34.474	298							

Scott Laing
Chief Time Keeper - Scott Laing

Tom Williams
Clerk of Course - Tom Williams



Computime Race Timing Systems Pty Ltd © 1996
Licensed to Computime Race Timing Systems

www.computime.com.au

COMPUTIME RACE TIMING SYSTEMS PTY LTD

9 Timber Lane, Glen Waverley, Vic 3150. Ph : 0418 17 13 17

E-mail : scott@computime.com.au



2014 Australian Superbike Championships



Round 2 Phillip Island GP Circuit July 19 & 20



SUPERBIKE Race 2

Date: 20/07/14
Event: R13
Weather: Mostly cloudy - 11.1C
Track: Dry - Temp: 13.9C

Started at: 16:23:12
Laps: 12
Starters: 16
Printed at: 16:46

PROVISIONAL SPLIT TIMES

Lap	Split 1	Split 2	Split 3	Split 4	Lap Time	Spd	Lap	Split 1	Split 2	Split 3	Split 4	Lap Time	Spd
1	36.161	42.750	28.772		1:47.683	209	9	30.974	43.051	29.300		1:43.325	258
2	30.434	42.148	29.104		1:41.686	271	10	30.782	45.527	28.506		1:44.815	260
3	30.222	41.543	29.133		1:40.898	268	11	30.660	43.184	28.999		1:42.843	258
4	30.041	41.573	28.930		1:40.544	267							
5	30.077	41.496	28.473		1:40.046	269							
6	29.809	40.916	28.370		1:39.095	269							
7	29.655	41.101	28.274		1:39.030	268							
8	29.870	40.980	28.155		1:39.005	267							
9	29.549	1:09.321			1:38.870	269							
10	29.726	41.079	28.275		1:39.080	271							
11	29.639	41.315	28.510		1:39.464	268							
12	29.809	40.818	28.061		1:38.688	268							
38 Linden MAGEE (QLD) (3rd)													
							1	34.701	40.267	27.958		1:42.926	212
							2	28.716	39.846	27.669		1:36.231	286
							3	28.831	39.792	27.287		1:35.910	285
							4	28.360	39.513	27.155		1:35.028	290
							5	28.554	46.606	27.514		1:42.674	287
							6	28.649	40.233	27.080		1:35.962	286
							7	28.673	40.423	27.086		1:36.182	292
							8	28.912	39.859	27.314		1:36.085	289
							9	28.711	39.968	27.229		1:35.908	288
							10	28.755	39.986	27.631		1:36.372	288
							11	29.030	40.446	27.175		1:36.651	288
							12	28.738	40.413	27.420		1:36.571	290
44 Chris DECKERT (VIC) (15th)													
							1	40.708	47.979	32.541		2:01.228	209
							2	34.020	47.845	31.431		1:53.296	239
							3	33.868	47.931	31.316		1:53.115	247
							4	33.732	46.585	31.094		1:51.411	240
							5	33.531	47.305	30.976		1:51.812	239
							6	32.902	48.731	30.567		1:52.200	255
							7	33.782	46.510	30.448		1:50.740	247
							8	32.838	1:17.325			1:50.163	259
							9	32.733	46.505	30.421		1:49.659	254
							10	32.503	1:16.644			1:49.147	257
							11	32.708	46.297	30.533		1:49.538	251
48 Paul DUTTON (NSW) (11th)													
							1	37.166	43.432	30.020		1:50.618	216
							2	32.268	44.148	29.511		1:45.927	254
							3	31.861	1:14.615			1:46.476	257
24 Stephen MION (VIC) (10th)													
							1	38.915	43.937	31.195		1:54.047	205
							2	31.191	44.201	29.581		1:44.973	251
							3	31.626	1:13.890			1:45.516	272
							4	30.709	43.431	29.747		1:43.887	257
							5	31.053	43.247	29.863		1:44.163	257
							6	31.021	42.533	29.352		1:42.906	254
							7	30.878	42.946	29.666		1:43.490	255
							8	30.759	42.614	29.488		1:42.861	262
							9	31.106	43.071	30.003		1:44.180	253
							10	31.515	42.799	29.321		1:43.635	250
							11	31.071	44.769	29.591		1:45.431	251
33 Richard ELLIS (VIC) (13th)													
							1	38.630	44.842	30.218		1:53.690	207
							2	30.864	44.823	30.493		1:46.180	264
							3	30.962	1:14.950			1:45.912	264
							4	30.969	1:14.291			1:45.260	262
							5	31.148	44.478	29.961		1:45.587	263
							6	30.923	44.608	29.145		1:44.676	263
							7	31.097	42.946	29.379		1:43.422	267
							8	30.716	43.459	29.561		1:43.736	267

Scott Laing
Chief Time Keeper - Scott Laing

Tom Williams
Clerk of Course - Tom Williams



Computime Race Timing Systems Pty Ltd © 1996
Licensed to Computime Race Timing Systems
www.computime.com.au
COMPUTIME RACE TIMING SYSTEMS PTY LTD
9 Timber Lane, Glen Waverley, Vic 3150. Ph : 0418 17 13 17
E-mail : scott@computime.com.au



2014 Australian Superbike Championships



Round 2 Phillip Island GP Circuit July 19 & 20



SUPERBIKE Race 2

Date: 20/07/14
Event: R13
Weather: Mostly cloudy - 11.1C
Track: Dry - Temp: 13.9C

Started at: 16:23:12
Laps: 12
Starters: 16
Printed at: 16:46

PROVISIONAL SPLIT TIMES

Lap	Split 1	Split 2	Split 3	Split 4	Lap Time	Spd	Lap	Split 1	Split 2	Split 3	Split 4	Lap Time	Spd
4	31.920	43.725	30.123		1:45.768	258	11	29.690	41.200	28.308		1:39.198	278
5	31.554	43.694	29.286		1:44.534	265	12	29.865	41.037	27.710		1:38.612	276
6	31.252	42.989	28.635		1:42.876	265	81 Chris PERINI (NSW) (8th)						
7	31.080	42.895	28.974		1:42.949	266	1	37.593	44.028	29.824		1:51.445	211
8	31.261	42.783	28.776		1:42.820	255	2	30.977	42.990	29.256		1:43.223	268
9	31.319	43.162	29.469		1:43.950	252	3	31.177	1:12.052			1:43.229	271
10	31.174	42.775	28.790		1:42.739	266	4	30.894	43.249	29.308		1:43.451	270
11	31.666	45.530	29.529		1:46.725	269	5	31.399	43.536	28.899		1:43.834	260
50 Kym GROSSER (VIC) (12th)							6	31.148	43.900	29.344		1:44.392	267
1	38.381	44.371	30.017		1:52.769	217	7	30.872	42.629	28.510		1:42.011	270
2	31.578	44.554	29.886		1:46.018	267	8	30.763	42.261	28.271		1:41.295	269
3	31.698	1:14.349			1:46.047	263	9	30.615	41.926	28.144		1:40.685	269
4	31.652	44.395	29.631		1:45.678	263	10	30.466	42.034	28.212		1:40.712	270
5	31.475	44.065	29.742		1:45.282	265	11	30.497	42.012	27.975		1:40.484	271
6	31.565	44.464	29.175		1:45.204	262	12	30.375	42.099	27.960		1:40.434	269
7	31.583	43.739	29.342		1:44.664	265	91 Jed METCHER (VIC) (1st)						
8	31.396	43.572	29.224		1:44.192	269	1	34.660	40.511	28.033		1:43.204	219
9	30.843	43.151	28.909		1:42.903	264	2	28.565	39.840	27.572		1:35.977	294
10	30.984	43.662	28.541		1:43.187	267	3	28.930	39.813	27.266		1:36.009	286
11	31.155	42.902	29.367		1:43.424	268	4	28.347	39.583	27.009		1:34.939	293
77 Adam SENIOR (WA) (6th)							5	28.414	39.535	27.005		1:34.954	287
1	36.259	42.683	29.533		1:48.475	212	6	28.374	39.430	26.692		1:34.496	289
2	30.116	42.028	29.031		1:41.175	269	7	28.165	39.831	26.784		1:34.780	290
3	30.397	1:10.983			1:41.380	268	8	28.356	39.429	26.726		1:34.511	288
4	29.843	41.625	28.537		1:40.005	280	9	28.408	39.485	26.954		1:34.847	289
5	30.038	41.680	28.322		1:40.040	281	10	28.393	39.607	26.846		1:34.846	289
6	29.741	41.218	28.291		1:39.250	281	11	28.054	39.831	26.840		1:34.725	298
7	29.500	41.265	28.011		1:38.776	280	12	28.075	39.654	26.791		1:34.520	298
8	29.905	41.237	27.984		1:39.126	276							
9	29.697	1:09.142			1:38.839	280							
10	29.734	41.493	28.012		1:39.239	281							

The results are provisional until the end of the time limit for protests and appeals.

Scott Laing
Chief Time Keeper - Scott Laing

Tom Williams
Clerk of Course - Tom Williams



Computime Race Timing Systems Pty Ltd © 1996
Licensed to Computime Race Timing Systems
www.computime.com.au
COMPUTIME RACE TIMING SYSTEMS PTY LTD
9 Timber Lane, Glen Waverley, Vic 3150. Ph : 0418 17 13 17
E-mail : scott@computime.com.au



2014 Australian Superbike Championships



Round 2 Phillip Island GP Circuit July 19 & 20

SUPERBIKE Race 2



Date: 20/07/14
Event: R13
Weather: Mostly cloudy - 11.1C
Track: Dry - Temp: 13.9C

Started at: 16:23:12
Laps: 12
Starters: 16
Printed at: 16:46

PROVISIONAL FASTEST LAPS SEQUENCE

Lap	Race Pos	No	Name	Machine	Fastest Lap	On Lap
1	1	38	Linden MAGEE (QLD)	BMW HP4	1:42.926	1
2	1	38	Linden MAGEE (QLD)	BMW HP4	1:36.231	2
2	2	91	Jed METCHER (VIC)	Kawasaki ZX10R	1:35.977	2
3	1	38	Linden MAGEE (QLD)	BMW HP4	1:35.910	3
4	1	38	Linden MAGEE (QLD)	BMW HP4	1:35.028	4
4	2	91	Jed METCHER (VIC)	Kawasaki ZX10R	1:34.939	4
5	2	14	Glenn ALLERTON (NSW)	BMW HP4	1:34.910	5
6	1	91	Jed METCHER (VIC)	Kawasaki ZX10R	1:34.496	6
6	2	14	Glenn ALLERTON (NSW)	BMW HP4	1:34.474	6
8	2	14	Glenn ALLERTON (NSW)	BMW HP4	1:34.425	8

The results are provisional until the end of the time limit for protests and appeals.

Chief Time Keeper - Scott Laing

Clerk of Course - Tom Williams




Computime Race Timing Systems Pty Ltd © 1996
Licensed to Computime Race Timing Systems

www.computime.com.au

COMPUTIME RACE TIMING SYSTEMS PTY LTD

9 Timber Lane, Glen Waverley, Vic 3150. Ph : 0418 17 13 17

E-mail : scott@computime.com.au



2014 Australian Superbike Championships



Round 2 Phillip Island GP Circuit July 19 & 20

SUPERBIKE

Race 2



Date: 20/07/14
Event: R13
Weather: Mostly cloudy - 11.1C
Track: Dry - Temp: 13.9C

Started at: 16:23:12
Laps: 12
Starters: 16
Printed at: 16:46

PROVISIONAL LAP SHEET

No	Lap Time	Gap	No	Lap Time	Gap	No	Lap Time	Gap	No	Lap Time	Gap	No	Lap Time	Gap			
Lap 1			19	1:40.898	15.200	48	1:44.534	48.240	14	1:34.425	.188	44	1:49.659	1 lap	11	1:40.788	57.708
38	1:42.926		77	1:41.380	15.963	50	1:45.282	50.711	38	1:36.085	12.128	18	1:49.107	1 lap	81	1:40.712	1:15.932
91	1:43.204	.278	11	1:41.543	16.044	33	1:45.587	51.546	44	1:50.740	1 lap	13	1:44.318	1:24.981	48	1:42.739	1:30.312
14	1:43.284	.358	13	1:43.287	22.287	18	1:48.735	1:23.678	15	1:38.695	32.032	24	1:43.635	1:31.313			
15	1:45.296	2.370	81	1:43.229	22.830	44	1:51.812	1:25.779	19	1:39.005	39.117						
19	1:47.683	4.757	48	1:46.476	27.954				77	1:39.126	39.357						
77	1:48.475	5.549	24	1:45.516	29.469	Lap 6			11	1:41.015	45.567						
11	1:48.575	5.649	50	1:46.047	29.767	91	1:34.496		81	1:41.295	1:04.010						
48	1:50.618	7.692	33	1:45.912	30.715	14	1:34.474	.484	13	1:42.939	1:06.748						
13	1:50.629	7.703	44	1:53.115	52.572	38	1:35.962	9.152	24	1:42.861	1:12.973						
81	1:51.445	8.519	18	1:53.320	53.496	15	1:38.537	23.401	48	1:42.820	1:13.098						
50	1:52.769	9.843	Lap 4			19	1:39.095	30.373	33	1:43.736	1:19.593						
33	1:53.690	10.764	38	1:35.028		77	1:39.250	30.746	50	1:44.192	1:20.984						
24	1:54.047	11.121	91	1:34.939	.034	11	1:40.764	33.254	Lap 9								
44	2:01.228	18.302	14	1:35.145	.584	81	1:44.392	49.995	91	1:34.847							
18	2:02.379	19.453	15	1:40.569	14.880	13	1:43.834	50.001	14	1:34.745	.086						
Lap 2			19	1:40.544	20.716	24	1:42.906	55.913	38	1:35.908	13.189						
38	1:36.231		77	1:40.005	20.940	48	1:42.876	56.620	15	1:39.028	36.213						
91	1:35.977	.024	11	1:40.566	21.582	50	1:45.204	1:01.419	18	1:51.281	1 lap						
14	1:36.203	.330	13	1:43.829	31.088	33	1:44.676	1:01.726	44	1:50.163	1 lap						
15	1:39.274	5.413	81	1:43.451	31.253	Lap 7			19	1:38.870	43.140						
19	1:41.686	10.212	24	1:43.887	38.328	91	1:34.780		77	1:38.839	43.349						
11	1:40.993	10.411	48	1:45.768	38.694	14	1:34.570	.274	11	1:40.828	51.548						
77	1:41.175	10.493	50	1:45.678	40.417	18	1:53.906	1 lap	81	1:40.685	1:09.848						
13	1:43.438	14.910	33	1:45.260	40.947	44	1:52.200	1 lap	13	1:43.390	1:15.291						
81	1:43.223	15.511	44	1:51.411	1:08.955	38	1:36.182	10.554	48	1:43.950	1:22.201						
48	1:45.927	17.388	18	1:51.463	1:09.931	15	1:39.227	27.848	24	1:44.180	1:22.306						
50	1:46.018	19.630	Lap 5			19	1:39.030	34.623	33	1:43.325	1:28.071						
24	1:44.973	19.863	91	1:34.954		77	1:38.776	34.742	50	1:42.903	1:29.040						
33	1:46.180	20.713	14	1:34.910	.506	11	1:40.589	39.063	Lap 10								
44	1:53.296	35.367	38	1:42.674	7.686	81	1:42.011	57.226	14	1:34.542							
18	1:52.864	36.086	15	1:39.468	19.360	13	1:43.099	58.320	91	1:34.846	.218						
Lap 3			19	1:40.046	25.774	24	1:43.490	1:04.623	38	1:36.372	14.933						
38	1:35.910		77	1:40.040	25.992	48	1:42.949	1:04.789	15	1:39.247	40.832						
91	1:36.009	.123	11	1:40.392	26.986	33	1:43.422	1:10.368	19	1:39.080	47.592						
14	1:36.047	.467	81	1:43.834	40.099	50	1:44.664	1:11.303	77	1:39.239	47.960						
15	1:39.836	9.339	13	1:44.563	40.663	Lap 8			18	1:47.935	1 lap						
			24	1:44.163	47.503	91	1:34.511										

The results are provisional until the end of the time limit for protests and appeals.

Scott Laing

Chief Time Keeper - Scott Laing

Tom Williams

Clerk of Course - Tom Williams



Computime Race Timing Systems Pty Ltd © 1996
Licensed to Computime Race Timing Systems

www.computime.com.au

COMPUTIME RACE TIMING SYSTEMS PTY LTD

9 Timber Lane, Glen Waverley, Vic 3150. Ph : 0418 17 13 17

E-mail : scott@computime.com.au



2014 Australian Superbike Championships



Round 2 Phillip Island GP Circuit July 19 & 20 SUPERBIKE Race 2



Date: 20/07/14
Event: R13
Weather: Mostly cloudy - 11.1C
Track: Dry - Temp: 13.9C

Started at: 16:23:12
Laps: 12
Starters: 16
Printed at: 16:46

PROVISIONAL LAP CHART

Grid	1	2	3	4	5	6	7	8	9	10	11	12
14	38	38	38	38	91	91	91	91	91	14	14	91
91	91	91	91	91	14	14	14	14	14	91	91	14
38	14	14	14	14	38	38	38	38	38	38	38	38
15	15	15	15	15	15	15	15	15	15	15	15	15
19	19	19	19	19	19	19	19	19	19	19	19	19
77	77	11	77	77	77	77	77	77	77	77	77	77
97	11	77	11	11	11	11	11	11	11	11	11	11
11	48	13	13	13	81	81	81	81	81	81	81	81
13	13	81	81	81	13	13	13	13	13	13	13	13
24	81	48	48	24	24	24	24	24	48	48	24	
33	50	50	24	48	48	48	48	48	24	24	48	
81	33	24	50	50	50	50	33	33	33	50	50	
48	24	33	33	33	33	33	50	50	50	33	33	
50	44	44	44	44	18	18	18	18	18	18	18	
18	18	18	18	18	44	44	44	44	44	44	44	
44												


The results are provisional until the end of the time limit for protests and appeals.

Scott Laing
Chief Time Keeper - Scott Laing

Tom Williams
Clerk of Course - Tom Williams



Computime Race Timing Systems Pty Ltd © 1996
Licensed to Computime Race Timing Systems
www.computime.com.au
COMPUTIME RACE TIMING SYSTEMS PTY LTD
9 Timber Lane, Glen Waverley, Vic 3150. Ph : 0418 17 13 17
E-mail : scott@computime.com.au



2014 Australian Superbike Championships




Round 2 Phillip Island GP Circuit July 19 & 20 SUPERBIKE PROVISIONAL ROUND POINTS



AUSTRALIAN SUPERBIKE CHAMPIONSHIP


Pos	Name	Rnd 2 Pole	Rnd 2 Race 1	Rnd 2 Race 2	Total
1	Glenn ALLERTON (NSW)	1	25	20	46
2	Jed METCHER (VIC)	0	20	25	45
3	Linden MAGEE (QLD)	0	18	18	36
4	Ben NICOLSON (VIC)	0	17	17	34
5	Phil LOVETT (NSW)	0	16	16	32
6	Adam SENIOR (WA)	0	15	15	30
7	Phil CZAJ (VIC)	0	14	14	28
8	Nick MARSH (NSW)	0	12	12	24
9	Chris PERINI (NSW)	0	9	13	22
10	Paul DUTTON (NSW)	0	11	10	21
11	Richard ELLIS (VIC)	0	13	8	21
12	Kym GROSSER (VIC)	0	10	9	19
13	Ryan LAWES (VIC)	0	8	7	15
14	Stephen MION (VIC)	0	0	11	11
15	Chris DECKERT (VIC)	0	0	6	6


.....
Chief Time Keeper - Scott Laing


.....
Clerk of Course - Tom Williams



Computime Race Timing Systems Pty Ltd © 1996
Licensed to Computime Race Timing Systems
www.computime.com.au
COMPUTIME RACE TIMING SYSTEMS PTY LTD
9 Timber Lane, Glen Waverley, Vic 3150. Ph : 0418 17 13 17
E-mail : scott@computime.com.au



2014 Australian Superbike Championships




Round 2 Phillip Island GP Circuit July 19 & 20 SUPERBIKE PROVISIONAL SERIES POINTS



AUSTRALIAN SUPERBIKE CHAMPIONSHIP

Pos	Name	Rnd 1 Qld R/way	Rnd 2 Pole	Rnd 2 Race 1	Rnd 2 Race 2	Total
1	Glenn ALLERTON (NSW)	26	1	25	20	72
2	Linden MAGEE (QLD)	15	0	18	18	51
3	Ben NICOLSON (VIC)	16	0	17	17	50
4	Phil LOVETT (NSW)	17	0	16	16	49
5	Jed METCHER (VIC)	0	0	20	25	45
6	Adam SENIOR (WA)	14	0	15	15	44
7	Chris PERINI (NSW)	9	0	9	13	31
8	Nick MARSH (NSW)	7	0	12	12	31
9	Richard ELLIS (VIC)	8	0	13	8	29
10	Phil CZAJ (VIC)	0	0	14	14	28
11	Paul DUTTON (NSW)	0	0	11	10	21
12	Mike JONES (QLD)	20	0	0	0	20
13	Kym GROSSER (VIC)	0	0	10	9	19
14	Mathew HARDING (NSW)	18	0	0	0	18
15	Ryan LAWES (VIC)	0	0	8	7	15
16	Josh CUMMING (QLD)	13	0	0	0	13
17	Mitch PAYNTER (QLD)	12	0	0	0	12
18	Stephen MION (VIC)	0	0	0	11	11
19	Romain ANFOSSO (QLD)	11	0	0	0	11
20	Jason EACOTT (QLD)	10	0	0	0	10
21	Chris DECKERT (VIC)	0	0	0	6	6
22	Stephen BENJAK (QLD)	6	0	0	0	6


.....
Chief Time Keeper - Scott Laing


.....
Clerk of Course - Tom Williams



Computime Race Timing Systems Pty Ltd © 1996
Licensed to Computime Race Timing Systems
www.computime.com.au
COMPUTIME RACE TIMING SYSTEMS PTY LTD
9 Timber Lane, Glen Waverley, Vic 3150. Ph : 0418 17 13 17
E-mail : scott@computime.com.au

