

2015 AUSTRALIAN SUPERBIKE CHAMPIONSHIP

Round 5

Phillip Island GP Circuit

October 2 - 4



YMF YAMAHA MOTOR FINANCE



PRESENTED BY



HARTWELL RISING STARS

Practice 2


Date: 02/10/15
Event: P08
Weather: Sunny - Temp: 20.1C
Track: Dry - Temp: 36.7C

Started at: 11:36:13
Laps: 15 Min
Starters: 23
Printed at: 11:58

PROVISIONAL CLASSIFICATION

Pos	No	Gr	Name	Machine	Fastest Lap	On Lap	Behind Prev	Behind Leader	Top Speed
1	82	C	Ryan LAWES (VIC) / Ryan Lawes Plumbing & Gasfitting PL	Honda CBR RR	1:41.145	6 of 6			283
2	23	N	Brook COOMBS (VIC) / Coombs Building & Construction / Green Ginger Media	Suzuki GSXR 600	1:44.360	9 of 9	3.215	3.215	248
3	58	N	Ali TAJVAR (VIC) / N.H.I. Shopfitters / Race Centre	Suzuki GSXR 1000	1:44.427	4 of 7	.067	3.282	275
4	72	N	Jason SPENCER (TAS)	Honda CBR 600	1:44.466	7 of 7	.039	3.321	247
5	33		Allen McGUIRE (VIC)	BMW S RR 1000	1:45.233	6 of 8	.767	4.088	253
6	13a	N	Ashley DAFF (VIC)	Suzuki GSXR 600	1:46.284	5 of 7	1.051	5.139	251
7	44	C	Chris DECKERT (VIC) / Deckert Transport	Honda CBR RR 1000	1:47.827	8 of 8	1.543	6.682	267
8	77	D	Michael CONWAY (VIC) / PowerPlay Race & Rally	Suzuki GSX-R 600	1:48.259	8 of 8	.432	7.114	248
9	21	N	Seth LEVERTON (VIC) / TIME Business Brokers	Ducati 1198	1:49.127	5 of 6	.868	7.982	258
10	6	N	Cori BOURNE (VIC) / Shepparton Service Centre / Pedders Suspension	Suzuki GSXR 1000	1:50.427	7 of 8	1.300	9.282	246
11	8	N	Travis BONO (VIC)	Suzuki GSXR 600	1:50.433	8 of 8	.006	9.288	249
12	88	N	Peter MITCHELL (VIC) / Endeavour Petroleum	Suzuki GSXR 1000	1:50.854	6 of 8	.421	9.709	244
13	13		Tassy LIMANIS (VIC)	Yamaha YZF-R6	1:50.959	4 of 5	.105	9.814	246
14	333	N	Jayson PORTER (VIC) / JC's Motorcycle Shop	Ducati 999	1:51.309	8 of 8	.350	10.164	225
15	81	N	Andrew WERNER (VIC) / Traralgon 4WD Centre	Honda CBR 1000	1:51.594	5 of 7	.285	10.449	243
16	45	N	Ivan HUMPHREYS (VIC)	Suzuki GSXR 1000	1:52.054	3 of 8	.460	10.909	249
17	84	N	Neil KELLY (VIC)	Yamaha R6 600	1:52.159	3 of 8	.105	11.014	223
18	66	N	Paul GILES (VIC) / Powerade / Draggin Jeans	Kawasaki ZXR 600	1:52.281	8 of 8	.122	11.136	229
19	99	N	John CARTWRIGHT (VIC)	Yamaha R1 1000	1:52.506	8 of 8	.225	11.361	242
20	86	N	Luke DAVIES (VIC) / Leisure Timber / Austral Solar / Motorbike City	Suzuki GSXR 600	1:54.699	5 of 5	2.193	13.554	234
21	27	N	Mark SIMPKIN (VIC) / Simptech Intralls Traralgon / Traralgon M-cycles / Traralgon 4x4	Honda CBR 900	1:54.899	2 of 5	.200	13.754	241
22	65	N	David FRASER (VIC) / Jap Racing / Ricondi	Kawasaki ZXR 600	1:57.593	6 of 8	2.694	16.448	224
23	92	N	Rylee SIMONS (VIC) / M-cycle Service Centre Geelong / Peter Stevens M-cycles Geelong	Kawasaki ZXR 600	2:07.614	2 of 2	10.021	26.469	226


Chief Time Keeper - Scott Laing


Clerk of Course - Tom Williams



Computime Race Timing Systems Pty Ltd © 1996

Licensed to Computime Race Timing Systems

www.computime.com.au

COMPUTIME RACE TIMING SYSTEMS PTY LTD

9 Timber Lane, Glen Waverley, Vic 3150. Ph : 0418 17 13 17

E-mail : scott@computime.com.au



2015 AUSTRALIAN SUPERBIKE CHAMPIONSHIP



Round 5 Phillip Island GP Circuit October 2 - 4



HARTWELL RISING STARS Practice 2


Date: 02/10/15
Event: P08
Weather: Sunny - Temp: 20.1C
Track: Dry - Temp: 36.7C

Started at: 11:36:13
Laps: 15 Min
Starters: 23
Printed at: 11:58

PROVISIONAL LAP TIMES

No	Name	Lap 1	Lap 2	Lap 3	Lap 4	Lap 5	Lap 6	Lap 7	Lap 8	Lap 9
6	Cori BOURNE (VIC)	2:04.998	1:50.988	1:50.506	1:53.203	1:50.943	1:52.918	1:50.427	1:51.825	
8	Travis BONO (VIC)	2:07.593	2:03.361	1:52.366	1:50.725	1:50.948	1:53.821	1:52.874	1:50.433	
13	Tassy LIMANIS (VIC)	2:05.489	1:51.955	1:51.274	1:50.959	1:51.073				
13a	Ashley DAFF (VIC)	1:59.134	1:48.374	1:46.829	1:47.754	1:46.284	1:46.354	1:47.529		
21	Seth LEVERTON (VIC)	1:57.041	1:49.595	1:49.881	1:49.998	1:49.127	1:50.348			
23	Brook COOMBS (VIC)	1:57.658	1:47.592	1:45.886	1:45.263	1:45.307	1:45.688	1:44.926	1:45.045	1:44.360
27	Mark SIMPKIN (VIC)	2:04.923	1:54.899	1:55.078	1:56.290	1:55.821				
33	Allen McGUIRE (VIC)	2:01.151	1:46.134	1:45.928	1:45.756	1:45.672	1:45.233	1:45.845	1:47.542	
44	Chris DECKERT (VIC)	2:03.255	1:50.415	1:49.979	1:49.648	1:50.047	1:51.238	1:50.483	1:47.827	
45	Ivan HUMPHREYS (VIC)	2:05.018	1:52.657	1:52.054	1:52.559	1:53.294	1:54.427	1:52.082	1:52.977	
58	Ali TAJVAR (VIC)	1:59.472	1:47.928	1:48.505	1:44.427	1:45.143	1:44.862	1:44.718		
65	David FRASER (VIC)	2:08.081	1:57.947	1:57.811	1:57.758	1:58.678	1:57.593	1:57.925	1:58.571	
66	Paul GILES (VIC)	2:05.007	1:55.974	1:56.068	1:55.778	1:55.713	1:54.349	1:52.497	1:52.281	
72	Jason SPENCER (TAS)	2:00.947	1:45.576	1:45.477	1:45.057	4:23.869	1:54.237	1:44.466		
77	Michael CONWAY (VIC)	2:03.450	1:52.815	1:50.859	2:00.829	1:51.286	1:54.026	1:51.434	1:48.259	
81	Andrew WERNER (VIC)	2:05.332	1:54.380	1:54.855	1:54.794	1:51.594	1:53.034	1:55.602		
82	Ryan LAWES (VIC)	1:54.325	1:47.375	1:47.191	1:41.830	1:42.194	1:41.145			
84	Neil KELLY (VIC)	2:06.070	1:52.319	1:52.159	1:52.570	1:54.523	1:54.507	1:54.039	1:52.575	
86	Luke DAVIES (VIC)	2:08.660	1:56.108	1:56.137	1:55.294	1:54.699				
88	Peter MITCHELL (VIC)	2:05.496	1:52.036	1:52.553	1:53.413	1:53.571	1:50.854	1:52.756	1:51.620	
92	Rylee SIMONS (VIC)	3:03.447	2:07.614							
99	John CARTWRIGHT (VIC)	2:10.692	1:58.335	1:56.246	1:55.229	1:57.376	1:55.956	1:54.343	1:52.506	
333	Jayson PORTER (VIC)	2:11.083	2:01.935	1:54.885	1:52.868	1:53.596	1:53.726	1:52.694	1:51.309	


Chief Time Keeper - Scott Laing


Clerk of Course - Tom Williams



Computime Race Timing Systems Pty Ltd © 1996
Licensed to Computime Race Timing Systems
www.computime.com.au
COMPUTIME RACE TIMING SYSTEMS PTY LTD
9 Timber Lane, Glen Waverley, Vic 3150. Ph : 0418 17 13 17
E-mail : scott@computime.com.au



2015 AUSTRALIAN SUPERBIKE CHAMPIONSHIP

Round 5

Phillip Island GP Circuit

October 2 - 4



YMF YAMAHA MOTOR FINANCE



PRESENTED BY



HARTWELL RISING STARS

Practice 2

Started at: 11:36:13

Laps: 15 Min

Starters: 23

Printed at: 11:58

Date: 02/10/15
Event: P08
Weather: Sunny - Temp: 20.1C
Track: Dry - Temp: 36.7C

PROVISIONAL SPLIT TIMES

Lap	Split 1	Split 2	Split 3	Lap Time	Spd	Lap	Split 1	Split 2	Split 3	Lap Time	Spd
6 Cori BOURNE (VIC) (10th)						21 Seth LEVERTON (VIC) (9th)					
1	45.308	49.206	30.484	2:04.998	P	1	40.530	46.635	29.876	1:57.041	P
2	<u>33.764</u>	47.296	29.928	1:50.988	246	2	32.858	46.902	29.835	1:49.595	258
3	34.251	46.970	<u>29.285</u>	1:50.506	226	3	33.116	46.936	29.829	1:49.881	242
4	34.810	48.532	29.861	1:53.203	213	4	33.103	<u>46.395</u>	30.500	1:49.998	237
5	34.285	46.891	29.767	1:50.943	235	5	<u>32.802</u>	46.679	<u>29.646</u>	<u>1:49.127</u>	254
6	34.653	47.438	30.827	1:52.918	220	6	33.350	46.586	30.412	1:50.348	231
7	34.287	<u>46.671</u>	29.469	<u>1:50.427</u>	241	23 Brook COOMBS (VIC) (2nd)					
8	34.001	47.252	30.572	1:51.825	235	1	39.870	47.992	29.796	1:57.658	P
8 Travis BONO (VIC) (11th)						2	32.865	45.316	29.411	1:47.592	245
1	42.002	48.057	37.534	2:07.593	P	3	32.295	44.468	29.123	1:45.886	245
2	45.393	47.149	30.819	2:03.361	167	4	31.861	43.931	29.471	1:45.263	243
3	33.960	47.461	30.945	1:52.366	245	5	32.050	44.036	29.221	1:45.307	245
4	33.775	46.526	<u>30.424</u>	1:50.725	245	6	32.435	44.236	29.017	1:45.688	244
5	<u>33.382</u>	46.764	30.802	1:50.948	246	7	<u>31.698</u>	44.196	29.032	1:44.926	247
6	33.986	48.456	31.379	1:53.821	249	8	32.033	44.128	28.884	1:45.045	242
7	34.398	47.593	30.883	1:52.874	244	9	31.728	<u>43.869</u>	<u>28.763</u>	<u>1:44.360</u>	248
8	33.585	<u>46.285</u>	30.563	<u>1:50.433</u>	249	27 Mark SIMPKIN (VIC) (21th)					
13 Tassy LIMANIS (VIC) (13th)						1	43.209	50.239	31.475	2:04.923	P
1	43.061	50.007	32.421	2:05.489	P	2	<u>35.143</u>	<u>48.578</u>	31.178	<u>1:54.899</u>	233
2	33.985	46.913	31.057	1:51.955	237	3	35.177	48.725	31.176	1:55.078	241
3	33.858	<u>46.558</u>	30.858	1:51.274	241	4	35.612	49.673	<u>31.005</u>	1:56.290	226
4	33.779	46.621	30.559	<u>1:50.959</u>	235	5	35.148	49.598	31.075	1:55.821	222
5	<u>33.532</u>	47.044	<u>30.497</u>	1:51.073	246	33 Allen McGUIRE (VIC) (5th)					
13a Ashley DAFF (VIC) (6th)						1	43.833	47.692	29.626	2:01.151	P
1	41.098	47.501	30.535	1:59.134	P	2	32.372	45.093	<u>28.669</u>	1:46.134	251
2	32.799	45.832	29.743	1:48.374	247	3	32.177	44.843	28.908	1:45.928	245
3	32.428	44.904	<u>29.497</u>	1:46.829	249	4	32.096	44.859	28.801	1:45.756	243
4	<u>32.201</u>	45.831	29.722	1:47.754	250	5	<u>31.945</u>	44.874	28.853	1:45.672	253
5	32.483	<u>44.287</u>	29.514	<u>1:46.284</u>	251	6	32.004	<u>44.404</u>	28.825	<u>1:45.233</u>	250
6	32.506	44.343	29.505	1:46.354	249	7	32.188	44.712	28.945	1:45.845	246
7	32.437	45.499	29.593	1:47.529	248	8	32.604	44.968	29.970	1:47.542	241

Scott Laing
Chief Time Keeper - Scott Laing

Tom Williams
Clerk of Course - Tom Williams



Computime Race Timing Systems Pty Ltd © 1996

Licensed to Computime Race Timing Systems

www.computime.com.au

COMPUTIME RACE TIMING SYSTEMS PTY LTD

9 Timber Lane, Glen Waverley, Vic 3150. Ph : 0418 17 13 17

E-mail : scott@computime.com.au



2015 AUSTRALIAN SUPERBIKE CHAMPIONSHIP

Round 5

Phillip Island GP Circuit

October 2 - 4



YMF YAMAHA MOTOR FINANCE



PRESENTED BY



HARTWELL RISING STARS

Practice 2

Started at: 11:36:13

Laps: 15 Min

Starters: 23

Printed at: 11:58

Date: 02/10/15
Event: P08
Weather: Sunny - Temp: 20.1C
Track: Dry - Temp: 36.7C

PROVISIONAL SPLIT TIMES

Lap	Split 1	Split 2	Split 3	Lap Time	Spd	Lap	Split 1	Split 2	Split 3	Lap Time	Spd
44 Chris DECKERT (VIC) (7th)						7	36.628	49.438	31.859	1:57.925	208
1	43.390	49.397	30.468	2:03.255 P		8	36.938	49.385	32.248	1:58.571	206
2	33.653	47.106	29.656	1:50.415	247	66 Paul GILES (VIC) (18th)					
3	34.347	46.381	29.251	1:49.979	239	1	42.688	49.957	32.362	2:05.007 P	
4	33.353	46.742	29.553	1:49.648	255	2	35.272	48.781	31.921	1:55.974	223
5	33.746	46.692	29.609	1:50.047	248	3	35.319	49.294	31.455	1:56.068	213
6	33.644	47.537	30.057	1:51.238	247	4	35.563	48.892	31.323	1:55.778	223
7	34.115	46.954	29.414	1:50.483	250	5	35.542	49.048	31.123	1:55.713	215
8	32.750	45.971	29.106	1:47.827	267	6	35.220	48.447	30.682	1:54.349	220
45 Ivan HUMPHREYS (VIC) (16th)						7	34.643	47.271	30.583	1:52.497	224
1	44.792	48.653	31.573	2:05.018 P		8	34.629	47.422	30.230	1:52.281	229
2	34.655	47.504	30.498	1:52.657	233	72 Jason SPENCER (TAS) (4th)					
3	34.168	47.487	30.399	1:52.054	249	1	43.759	45.141	32.047	2:00.947 P	
4	34.649	47.705	30.205	1:52.559	245	2	32.805	43.876	28.895	1:45.576	244
5	34.720	48.375	30.199	1:53.294	223	3	32.887	43.817	28.773	1:45.477	244
6	35.927	47.843	30.657	1:54.427	220	4	32.595	43.665	28.797	1:45.057	247
7	34.638	47.294	30.150	1:52.082	222	5	32.377	43.905	3:07.587	4:23.869	247
8	35.131	46.997	30.849	1:52.977	212	6	41.281	44.003	28.953	1:54.237 P	
58 Ali TAJVAR (VIC) (3rd)						7	32.376	43.391	28.699	1:44.466	245
1	42.758	47.117	29.597	1:59.472 P		77 Michael CONWAY (VIC) (8th)					
2	32.847	45.639	29.442	1:47.928	252	1	43.851	48.775	30.824	2:03.450 P	
3	32.465	46.661	29.379	1:48.505	255	2	34.332	47.016	31.467	1:52.815	241
4	31.845	43.746	28.836	1:44.427	249	3	33.698	46.773	30.388	1:50.859	245
5	31.610	44.234	29.299	1:45.143	264	4	34.190	55.724	30.915	2:00.829	233
6	32.011	44.115	28.736	1:44.862	263	5	34.016	46.528	30.742	1:51.286	248
7	31.659	44.207	28.852	1:44.718	275	6	36.233	47.288	30.505	1:54.026	223
65 David FRASER (VIC) (22th)						7	34.775	46.564	30.095	1:51.434	239
1	46.082	49.625	32.374	2:08.081 P		8	33.416	45.278	29.565	1:48.259	248
2	36.774	49.113	32.060	1:57.947	203	81 Andrew WERNER (VIC) (15th)					
3	36.536	49.431	31.844	1:57.811	224	1	44.500	49.558	31.274	2:05.332 P	
4	36.397	49.350	32.011	1:57.758	211	2	35.094	48.454	30.832	1:54.380	232
5	36.367	50.126	32.185	1:58.678	214	3	34.627	49.766	30.462	1:54.855	221
6	36.466	49.176	31.951	1:57.593	215						

Chief Time Keeper - Scott Laing

Clerk of Course - Tom Williams



Computime Race Timing Systems Pty Ltd © 1996

Licensed to Computime Race Timing Systems

www.computime.com.au

COMPUTIME RACE TIMING SYSTEMS PTY LTD

9 Timber Lane, Glen Waverley, Vic 3150. Ph : 0418 17 13 17

E-mail : scott@computime.com.au



2015 AUSTRALIAN SUPERBIKE CHAMPIONSHIP

Round 5

Phillip Island GP Circuit

October 2 - 4



YMF YAMAHA MOTOR FINANCE



PRESENTED BY



HARTWELL RISING STARS

Practice 2

Date: 02/10/15
Event: P08
Weather: Sunny - Temp: 20.1C
Track: Dry - Temp: 36.7C

Started at: 11:36:13
Laps: 15 Min
Starters: 23
Printed at: 11:58

PROVISIONAL SPLIT TIMES

Lap	Split 1	Split 2	Split 3	Lap Time	Spd	Lap	Split 1	Split 2	Split 3	Lap Time	Spd
4	35.205	48.695	30.894	1:54.794	243	3	33.954	47.836	30.763	1:52.553	231
5	<u>33.603</u>	<u>47.206</u>	30.785	<u>1:51.594</u>	241	4	33.948	48.533	30.932	1:53.413	231
6	34.224	47.792	31.018	1:53.034	235	5	35.109	48.306	30.156	1:53.571	225
7	35.553	49.233	30.816	1:55.602	228	6	<u>33.533</u>	<u>47.169</u>	30.152	<u>1:50.854</u>	242
						7	35.052	47.236	30.468	1:52.756	230
						8	33.647	47.496	30.477	1:51.620	244
82 Ryan LAWES (VIC) (1st)						92 Rylee SIMONS (VIC) (23th)					
1	40.135	45.336	28.854	1:54.325 P		1	45.771	52.020	1:25.656	3:03.447 P	
2	32.016	46.127	29.232	1:47.375	276	2	<u>45.351</u>	<u>50.399</u>	<u>31.864</u>	<u>2:07.614</u> P	
3	31.540	47.005	28.646	1:47.191	283	99 John CARTWRIGHT (VIC) (19th)					
4	30.773	43.021	28.036	1:41.830	275	1	45.477	52.802	32.413	2:10.692 P	
5	30.386	43.549	28.259	1:42.194	278	2	35.750	51.032	31.553	1:58.335	237
6	<u>30.374</u>	<u>42.796</u>	<u>27.975</u>	<u>1:41.145</u>	279	3	35.521	49.213	31.512	1:56.246	242
84 Neil KELLY (VIC) (17th)						4	35.411	48.546	31.272	1:55.229	233
1	45.842	49.094	31.134	2:06.070 P		5	35.684	49.594	32.098	1:57.376	229
2	35.041	<u>47.248</u>	30.030	1:52.319	210	6	35.946	49.072	30.938	1:55.956	207
3	<u>34.440</u>	47.660	30.059	<u>1:52.159</u>	211	7	34.827	48.484	31.032	1:54.343	239
4	34.766	47.940	29.864	1:52.570	223	8	<u>34.484</u>	<u>47.761</u>	<u>30.261</u>	<u>1:52.506</u>	230
5	34.796	48.854	30.873	1:54.523	213	333 Jayson PORTER (VIC) (14th)					
6	35.037	48.437	31.033	1:54.507	218	1	48.279	51.202	31.602	2:11.083 P	
7	35.451	48.400	30.188	1:54.039	208	2	34.919	55.501	31.515	2:01.935	216
8	34.966	47.800	<u>29.809</u>	1:52.575	207	3	35.429	48.826	30.630	1:54.885	214
86 Luke DAVIES (VIC) (20th)						4	34.677	47.529	30.662	1:52.868	216
1	44.930	51.109	32.621	2:08.660 P		5	34.564	47.666	31.366	1:53.596	224
2	35.991	48.583	31.534	1:56.108	220	6	34.298	48.633	30.795	1:53.726	221
3	35.394	48.592	32.151	1:56.137	227	7	34.148	46.997	31.549	1:52.694	225
4	35.337	48.530	31.427	1:55.294	234	8	<u>33.965</u>	<u>46.916</u>	<u>30.428</u>	<u>1:51.309</u>	224
5	<u>35.271</u>	<u>48.134</u>	<u>31.294</u>	<u>1:54.699</u>	232						
88 Peter MITCHELL (VIC) (12th)											
1	44.426	49.866	31.204	2:05.496 P							
2	34.534	47.473	<u>30.029</u>	1:52.036	225						

Chief Time Keeper - Scott Laing

Clerk of Course - Tom Williams



Computime Race Timing Systems Pty Ltd © 1996

Licensed to Computime Race Timing Systems

www.computime.com.au

COMPUTIME RACE TIMING SYSTEMS PTY LTD

9 Timber Lane, Glen Waverley, Vic 3150. Ph : 0418 17 13 17

E-mail : scott@computime.com.au



2015 AUSTRALIAN SUPERBIKE CHAMPIONSHIP

Round 5

Phillip Island GP Circuit

October 2 - 4



YMF YAMAHA MOTOR FINANCE



PRESENTED BY



HARTWELL RISING STARS

Practice 2

Date: 02/10/15

Event: P08

Weather: Sunny - Temp: 20.1C

Track: Dry - Temp: 36.7C

Started at: 11:36:13

Laps: 15 Min

Starters: 23

Printed at: 11:58

PROVISIONAL FASTEST LAPS SEQUENCE

Race Time	No	Name	Machine	Fastest Lap	On Lap
2:04.195	72	Jason SPENCER (TAS)	Honda CBR 600	2:00.947	1
2:13.586	23	Brook COOMBS (VIC)	Suzuki GSXR 600	1:57.658	1
2:22.708	21	Seth LEVERTON (VIC)	Ducati 1198	1:57.041	1
2:58.262	82	Ryan LAWES (VIC)	Honda CBR RR	1:54.325	1
3:49.771	72	Jason SPENCER (TAS)	Honda CBR 600	1:45.576	2
5:35.248	72	Jason SPENCER (TAS)	Honda CBR 600	1:45.477	3
7:20.305	72	Jason SPENCER (TAS)	Honda CBR 600	1:45.057	4
8:14.658	82	Ryan LAWES (VIC)	Honda CBR RR	1:41.830	4
11:37.997	82	Ryan LAWES (VIC)	Honda CBR RR	1:41.145	6

Chief Time Keeper - Scott Laing

Clerk of Course - Tom Williams



Computime Race Timing Systems Pty Ltd © 1996

Licensed to Computime Race Timing Systems

www.computime.com.au

COMPUTIME RACE TIMING SYSTEMS PTY LTD

9 Timber Lane, Glen Waverley, Vic 3150. Ph : 0418 17 13 17

E-mail : scott@computime.com.au



2015 AUSTRALIAN SUPERBIKE CHAMPIONSHIP

Round 5

Phillip Island GP Circuit

October 2 - 4



YMF YAMAHA MOTOR FINANCE



PRESENTED BY



HARTWELL RISING STARS

Practice 2

Started at: 11:36:13

Laps: 15 Min

Starters: 23


Printed at: 11:58

Date: 02/10/15
Event: P08
Weather: Sunny - Temp: 20.1C
Track: Dry - Temp: 36.7C

PROVISIONAL BEST PARTIAL TIMES

Pos	Name	Split 1		Split 2		Split 3		LAP		Ideal	Fastest
		Time	Name	Time	Name	Time	Name	Time	Name		
1	R. LAWES	30.374	R. LAWES	42.796	R. LAWES	27.975	R. LAWES	1:41.145	1:41.145		
2	A. TAJVAR	31.610	J. SPENCER	43.391	A. McGUIRE	28.669	A. TAJVAR	1:44.092	1:44.427		
3	B. COOMBS	31.698	A. TAJVAR	43.746	J. SPENCER	28.699	B. COOMBS	1:44.330	1:44.360		
4	A. McGUIRE	31.945	B. COOMBS	43.869	A. TAJVAR	28.736	J. SPENCER	1:44.466	1:44.466		
5	A. DAFF	32.201	A. DAFF	44.287	B. COOMBS	28.763	A. McGUIRE	1:45.018	1:45.233		
6	J. SPENCER	32.376	A. McGUIRE	44.404	C. DECKERT	29.106	A. DAFF	1:45.985	1:46.284		
7	C. DECKERT	32.750	M. CONWAY	45.278	C. BOURNE	29.285	C. DECKERT	1:47.827	1:47.827		
8	S. LEVERTON	32.802	C. DECKERT	45.971	A. DAFF	29.497	M. CONWAY	1:48.259	1:48.259		
9	T. BONO	33.382	T. BONO	46.285	M. CONWAY	29.565	S. LEVERTON	1:48.843	1:49.127		
10	M. CONWAY	33.416	S. LEVERTON	46.395	S. LEVERTON	29.646	C. BOURNE	1:49.720	1:50.427		
11	T. LIMANIS	33.532	T. LIMANIS	46.558	N. KELLY	29.809	T. BONO	1:50.091	1:50.433		
12	P. MITCHELL	33.533	C. BOURNE	46.671	P. MITCHELL	30.029	T. LIMANIS	1:50.587	1:50.959		
13	A. WERNER	33.603	J. PORTER	46.916	I. HUMPHREYS	30.150	P. MITCHELL	1:50.731	1:50.854		
14	C. BOURNE	33.764	I. HUMPHREYS	46.997	P. GILES	30.230	A. WERNER	1:51.271	1:51.594		
15	J. PORTER	33.965	P. MITCHELL	47.169	J. CARTWRIGHT	30.261	J. PORTER	1:51.309	1:51.309		
16	I. HUMPHREYS	34.168	A. WERNER	47.206	T. BONO	30.424	I. HUMPHREY	1:51.315	1:52.054		
17	N. KELLY	34.440	N. KELLY	47.248	J. PORTER	30.428	N. KELLY	1:51.497	1:52.159		
18	J. CARTWRIGHT	34.484	P. GILES	47.271	A. WERNER	30.462	P. GILES	1:52.130	1:52.281		
19	P. GILES	34.629	J. CARTWRIGHT	47.761	T. LIMANIS	30.497	J. CARTWRIG	1:52.506	1:52.506		
20	M. SIMPKIN	35.143	L. DAVIES	48.134	M. SIMPKIN	31.005	L. DAVIES	1:54.610	1:54.699		
21	L. DAVIES	35.182	M. SIMPKIN	48.578	L. DAVIES	31.294	M. SIMPKIN	1:54.726	1:54.899		
22	R. SIMONS	35.511	R. SIMONS	48.762	D. FRASER	31.844	R. SIMONS	1:56.137	2:07.614		
23	D. FRASER	36.367	D. FRASER	49.113	R. SIMONS	31.864	D. FRASER	1:57.324	1:57.593		


Chief Time Keeper - Scott Laing


Clerk of Course - Tom Williams



Computime Race Timing Systems Pty Ltd © 1996

Licensed to Computime Race Timing Systems

www.computime.com.au

COMPUTIME RACE TIMING SYSTEMS PTY LTD

9 Timber Lane, Glen Waverley, Vic 3150. Ph : 0418 17 13 17

E-mail : scott@computime.com.au

